

# Arizona Corporation Commission

FY2024/FY2025 Budget Request and Business Strategies



## **Arizona Corporation Commission Mission Statement**

The Arizona Corporation Commission’s mission is to ensure safe, reliable, and affordable utility services; have railroad and pipeline systems that are operated and maintained in a safe manner; grow Arizona’s economy as we help local entrepreneurs achieve their dream of starting a business; modernize an efficient, effective, and responsive government agency; and protect Arizona citizens by enforcing an ethical securities marketplace.

### **Commissioners**

James “Jim” O’Connor, Chair

Lea Márquez Peterson

Anna Tovar

Kevin Thompson

Nick Myers

### **Executive Director**

Douglas Clark

### **Division Directors**

Administration – Kim Battista

Corporations – Tanya Gibson

Hearing – Jane Rodda

Information Technology – TBD

Legal – Robin R. Mitchell

Safety – Chris Watson

Securities – Mark Dinell

Utilities – TBD





# Table of Contents

Transmittal Letter	1
Revenue Schedule	3
Sources and Uses	11
Funding Issues	45
Agency Fund Summary	53
Program Expenditure Schedules	67
Administration	67
Hearing	98
Corporations	109
Securities	131
Railroad	145
Pipeline	161
Utilities	175
Legal	191
Information Technology	202
Administration Costs	223
Federal Grants	224

COMMISSIONERS  
JAMES O'CONNOR - CHAIR  
LEA MÁRQUEZ PETERSON  
ANNA TOVAR  
KEVIN THOMPSON  
NICK MYERS



Executive Director  
Douglas Clark

## ARIZONA CORPORATION COMMISSION

September 1, 2023

The Honorable Katie Hobbs  
Governor of Arizona  
1700 W. Washington St.  
Phoenix, AZ 85007

Dear Governor Hobbs:

We are pleased to submit our FY2025 Budget Request for the Arizona Corporation Commission. FY2025 finds us firmly committed to continuing our efforts to fulfill the duties entrusted by the Arizona Constitution efficiently.

With the Commission's operating budget remaining flat for over a decade, the agency has much ground to cover to correct salary discrepancies and take care of our outstanding employees. The state-wide adjustments in fiscal year 2023 were a great start. In fiscal year 2024, the ACC secured additional funding to revitalize the classifications and compensation for many of our positions. The Commission made significant in-grade adjustments to the majority of our staff, and fully funded our appropriated 301 positions.

The Commission has had a 20% turnover rate the last couple of years. Many employees are leaving for higher paying jobs in the Industry, County, City and even other State jobs. As of July 2023, 26.5% of ACC staff are eligible to retire at any time; within the next three years, that percentage will jump to 32.8%, and in five years, it will be 40%.

The Commission's FY2025 budget proposal continues our FY2024 budget while adding \$1,200,000 in permanent funding for new employee training, and \$1,000,000 to reward and retain high performing staff with salary adjustments and increases for those that exceed expectations and have skill sets that are difficult to replace quickly.

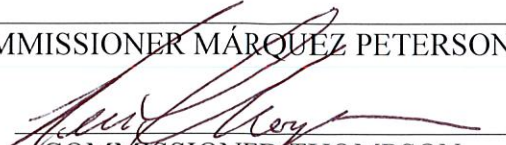
The Commission looks forward to working with you and the legislature to address these needs and continue to build a positive partnership that benefits all Arizonans. We continue our pledge for more robust communication and collaboration. We ask that you keep an open mind when considering the Commission's budget request, and please let us know if you have any questions.

Sincerely,

  
CHAIRMAN O'CONNOR

  
COMMISSIONER TOVAR

  
COMMISSIONER MÁRQUEZ PETERSON

  
COMMISSIONER THOMPSON

  
COMMISSIONER MYERS



# State of Arizona Budget Request

State Agency

Corporation Commission

A.R.S. Citation: **Arizona Constitution Article XV, A.R.S. §§ 40-101 et seq.**

## Governor Hobbs:

This and the accompanying budget schedules, statements and explanatory information constitute the operating budget request for this agency for Fiscal Year 2025.

To the best of my knowledge all statements and explanations contained in the estimates submitted are true and correct.

Agency Head: **Douglas R Clark**  
Title: **Executive Director**

**Douglas R Clark** 8/30/2023  
(signature)

Phone: 6025423931

Prepared by: Cristi Thatcher  
Email Address: cthatcher@azcc.gov  
Date Prepared: August 30, 2023

<b>Appropriated Funds</b>		<b>FY 2024 Expenditure Plan</b>	<b>FY 2025 Funding Issue</b>	<b>FY 2025 Total Request</b>
<b>Total Amount Requested:</b>		37,027.8	1,000.0	38,027.8
General Fund		798.9	50.0	848.9
Utility Regulation Revolving Fund		18,772.1	425.0	19,197.1
Securities Regulatory and Enforcement Fund		7,672.5	250.0	7,922.5
Public Access Fund		8,420.9	200.0	8,620.9
Securities Investment Management Fund		1,305.7	75.0	1,380.7
Automation Projects Fund		-	-	-
Arizona Arts Trust Fund		57.7	-	57.7
<b>Total Amount Requested:</b>		37,027.8	1,000.0	38,027.8
<b>Non-Appropriated Funds</b>		<b>FY 2024 Expenditure Plan</b>	<b>FY 2025 Funding Issue</b>	<b>FY 2025 Total Request</b>
<b>Total Amount Planned:</b>		8,016.0	-	8,016.0
Federal Grants Fund		3,531.0	-	3,531.0
Utility Siting Fund		49.5	-	49.5
IGA and ISA Fund		935.5	-	935.5
Automation Projects Fund		3,500.0	-	3,500.0
<b>Corporation Commission Total:</b>		45,043.8	1,000.0	46,043.8

## Revenue Schedule

**Agency:** Corporation Commission

**Fund:** AA1000 General Fund

AFIS Code	Category of Receipt and Description	FY 2023 Actuals	FY 2024 Estimate	FY 2025 Request
4314	Filing Fees	11,443.9	11,000.0	11,000.0
4339	Other Fees & Charges for Services	2,044.6	2,000.0	2,000.0
4372	Publications & Reproductions	27.7	25.0	25.0
4512	Restitution	57.7	-	-
4519	Other Fines, Forfeitures, Penalties and Liquidated Damages	1,503.7	1,500.0	1,500.0
4647	Credit Card Fees Paid	(308.3)	(300.0)	(300.0)
4699	Miscellaneous Receipts	(0.0)	-	-
4872	Credit Card Revenue Clearing	(0.6)	-	-
<b>General Fund Total:</b>		<b>14,768.7</b>	<b>14,225.0</b>	<b>14,225.0</b>

### Forecast Methology

The Corporation Commission earns General Fund revenue primarily through its Corporations and Securities divisions that include filing fees, licensing, publications, and other charges. Using historical data, the Corporation Commission expects corporate filing fees (4314) and securities regulation fees (4339) to remain steady.

**Fund:** CC2000 Federal Grants Fund

AFIS Code	Category of Receipt and Description	FY 2023 Actuals	FY 2024 Estimate	FY 2025 Request
4211	Federal Grants – Operating	1,580.3	2,000.0	2,500.0
<b>Federal Grants Fund Total:</b>		<b>1,580.3</b>	<b>2,000.0</b>	<b>2,500.0</b>

### Forecast Methology

The Commission, through its Safety Division, receives federal reimbursement of its prior-year program expenditures. The Pipeline Safety Program receives its money from the USDOT-Pipeline Safety Office. The amount of the annual reimbursement awarded to each state participant fluctuates upon the amount made available at the federal level, and the program rating compiled by the USDOT-Pipeline Safety Office. The Commission's Pipeline Safety Program is recognized annually for its consistently high ratings by the federal program. The Railroad Safety Program is reimbursed for travel and training expenses related to certifications as well as aid to out of state entities during disaster recovery.

The Corporations Division was awarded a digitization grant in fiscal year 2023 to digitize old microfiche files through the National Archives Association. The Hearing Division was awarded this same grant in fiscal year 2024.

The Securities Division was awarded in fiscal year 2024 a grant with AmeriCorp. This is a 3-year grant that is awarded annually.

The Commission is actively searching for additional grants to not only assist programs within the agency, but for community outreach and education.

## Revenue Schedule

**Agency:** Corporation Commission

**Fund:** CC2076 Utility Siting Fund

AFIS Code	Category of Receipt and Description	FY 2023 Actuals	FY 2024 Estimate	FY 2025 Request
4339	Other Fees & Charges for Services	48.8	46.3	49.5
<b>Utility Siting Fund Total:</b>		<b>48.8</b>	<b>46.3</b>	<b>49.5</b>

**Forecast Methology**

**Fund:** CC2172 Utility Regulation Revolving Fund

AFIS Code	Category of Receipt and Description	FY 2023 Actuals	FY 2024 Estimate	FY 2025 Request
4633	Intrastate Utility Revenue Assessment	31,424.6	18,392.2	18,392.2
4902	Indirect Cost Transfers In	231.8	232.0	232.0
<b>Utility Regulation Revolving Fund Total:</b>		<b>31,656.4</b>	<b>18,624.2</b>	<b>18,624.2</b>

**Forecast Methology**

ARS. 40-401.01 defines the methodology that is used to determine the allowable amount that can be assessed from public utility companies in Arizona. The Commission can assess .25% of intrastate revenues for utilities with an annual gross in excess of \$500,000. Operational and non-lapsing appropriations as well as current cash balance are taken into account when calculating the assessment amount in June. To date, the Commission has yet to collect the full .25% assessment rate.

Indirect is earned from the three Pipeline Safety grants and reimburses the Commission for Administrative and Legal work conducted to manage and enforce the scopes of the grants.

Since the assessment is sent out mid-June to the utilities, revenues post between the months of June and September, strating fiscal years. This explains why revenues seem high in one year and lower in another.

## Revenue Schedule

**Agency:** Corporation Commission

**Fund:** CC2175 Residential Utility Consumer Office Revolving

AFIS Code	Category of Receipt and Description	FY 2023 Actuals	FY 2024 Estimate	FY 2025 Request
4633	Intrastate Utility Revenue Assessment	1,207.0	1,578.9	1,578.9
<b>Residential Utility Consumer Office Revolving Total:</b>		<b>1,207.0</b>	<b>1,578.9</b>	<b>1,578.9</b>

**Forecast Methodology**

ARS. 40-401.01 defines the methodology that is used to determine the allowable amount that can be assessed from public utility companies in Arizona. The Commission can assess .25% of intrastate revenues for utilities with an annual gross in excess of \$500,000. Operational and non-lapsing appropriations as well as current cash balance are taken into account when calculating the assessment amount in June. To date, the Commission has yet to reach the full .25% assessment rate.

As money is received from the annual assessment, it is split out between the Utility Reg. Revolving Fund (CC2172) and the Residential Utility Consumer Office (RUCO) Fund (CC2175). The money in this fund (CC2175) is then transferred to RUCO for their operations.

Since the assessment is sent out mid-June to the utilities, revenues post between the months of June and September, straddling fiscal years. This explains why revenues seem high in one year and low in another.

**Fund:** CC2264 Securities Regulatory and Enforcement Fund

AFIS Code	Category of Receipt and Description	FY 2023 Actuals	FY 2024 Estimate	FY 2025 Request
4339	Other Fees & Charges for Services	29,730.5	30,000.0	30,050.0
<b>Securities Regulatory and Enforcement Fund Total:</b>		<b>29,730.5</b>	<b>30,000.0</b>	<b>30,050.0</b>

**Forecast Methodology**

A.R.S. 44-2039 establishes this fund for education and regulatory, investigative and enforcement operations in the Securities Division and a part of general administrative and hearing expenses of the commission. The types of fees collected are under section 44-1861, subsections A, D and P, and section 44-3324. Notice filing fees deposited February 1st and June 30th are transferred to the General Fund. The Commission has seen an increase in filing fees over the past 2 years and anticipate this increase to continue in 2024.



## Revenue Schedule

**Agency:** Corporation Commission

**Fund:** CC2321 Utility Surety Fund

AFIS Code	Category of Receipt and Description	FY 2023 Actuals	FY 2024 Estimate	FY 2025 Request
4519	Other Fines, Forfeitures, Penalties and Liquidated Damages	0.0	-	-
<b>Utility Surety Fund Total:</b>		<b>0.0</b>	<b>-</b>	<b>-</b>

**Forecast Methology**

**Fund:** CC2333 Public Access Fund

AFIS Code	Category of Receipt and Description	FY 2023 Actuals	FY 2024 Estimate	FY 2025 Request
4314	Filing Fees	4,044.4	4,100.0	4,100.0
4339	Other Fees & Charges for Services	6,609.6	7,000.0	7,000.0
4372	Publications & Reproductions	128.2	130.0	130.0
4647	Credit Card Fees Paid	(192.5)	(200.0)	(200.0)
<b>Public Access Fund Total:</b>		<b>10,589.7</b>	<b>11,030.0</b>	<b>11,030.0</b>

**Forecast Methology**

As per A.R.S. 10-122.01, the Corporations Division collects a portion of revenues for corporate filing activities, including articles of incorporation, the authority to transact business in Arizona, and others, for deposit into the Public Access Fund. The Commission has seen an increase in Filing fees and annual reports over the past two years and anticipate this to continue in 2024.

## Revenue Schedule

<b>Agency:</b>	<b>Corporation Commission</b>
----------------	-------------------------------

<b>Fund:</b>	<b>CC2334 Moneys on Demand</b>
--------------	--------------------------------

AFIS Code	Category of Receipt and Description	FY 2023 Actuals	FY 2024 Estimate	FY 2025 Request
4339	Other Fees & Charges for Services	(1,022.0)	-	-
<b>Moneys on Demand Total:</b>		<b>(1,022.0)</b>	<b>-</b>	<b>-</b>

### Forecast Methodology

As per A.R.S. 10-122.01 Section C, The Monies on Demand Fund contains deposits made by customers of the Corporations Division that maintain On Demand Accounts. The client balances allow for tax filings, multiple filings, etc., without delay for lack of payment in advance or having multiple accounts' fees paid with separate checks. As the customer completes their filings and incurs expenses, funds are moved from the Monies on Demand account into the appropriate revenue account like the Public Access Fund or General Fund. Revenue in this fund cannot be forecasted as this is controlled by the customers.

<b>Fund:</b>	<b>CC2404 Securities Investment Management Fund</b>
--------------	---

AFIS Code	Category of Receipt and Description	FY 2023 Actuals	FY 2024 Estimate	FY 2025 Request
4339	Other Fees & Charges for Services	3,589.9	3,600.0	3,650.0
<b>Securities Investment Management Fund Total:</b>		<b>3,589.9</b>	<b>3,600.0</b>	<b>3,650.0</b>

### Forecast Methodology

As per A.R.S. 44-3298, the Investment Management Regulatory and Enforcement Fund is for education and regulatory, investigative and enforcement operations in the Securities Division. The fees that are collected by the Securities Division are deposited as followed: 80% to the Securities Regulatory and Enforcement Fund; 10% to the Office of Economic Opportunity Operations Fund; 10% to the Investment Management Regulatory and Enforcement Fund. If the cash balance in the fund exceeds \$100,000 on December 31st of any calendar year, the amount in excess reverts to the General Fund. The Commission has seen a slight increase in revenues for this fund over the past two years and anticipate this to continue in 2024.

## Revenue Schedule

**Agency:** Corporation Commission

**Fund:** CC2500 IGA and ISA Fund

AFIS Code	Category of Receipt and Description	FY 2023 Actuals	FY 2024 Estimate	FY 2025 Request
4699	Miscellaneous Receipts	2.0	1.5	1.5
4901	Operating Transfers In	801.0	935.5	950.0
<b>IGA and ISA Fund Total:</b>		<b>803.0</b>	<b>937.0</b>	<b>951.5</b>

**Forecast Methodology**

This fund was established for state agencies as a clearing account to properly account for, control, and report receipts and disbursements associated with intergovernmental and interagency service agreements, which are not reported in other funds. The Corporation Commission is part of the multi-agency IT project "Business One Stop" and uses this fund for project expenses. Money received in this fund is transferred monthly from ADOA based on actuals and forecasts.

**Fund:** CC2566 Automation Projects Fund

AFIS Code	Category of Receipt and Description	FY 2023 Actuals	FY 2024 Estimate	FY 2025 Request
4901	Operating Transfers In	-	3,500.0	3,500.0
<b>Automation Projects Fund Total:</b>		<b>-</b>	<b>3,500.0</b>	<b>3,500.0</b>

**Forecast Methodology**

This fund will be used for the \$7M eCorp system replacement project for FY24 and FY25. Revenue will come from ADOA's subaccount slotted for this APF project.

## Revenue Schedule

**Agency:** Corporation Commission

**Fund:** CC3043 Arizona Arts Trust Fund

AFIS Code	Category of Receipt and Description	FY 2023 Actuals	FY 2024 Estimate	FY 2025 Request
4314	Filing Fees	1,261.7	1,300.0	1,300.0
4901	Operating Transfers In	58.8	57.7	57.7
<b>Arizona Arts Trust Fund Total:</b>		<b>1,320.5</b>	<b>1,357.7</b>	<b>1,357.7</b>

### Forecast Methology

As per ARS 10-122 Section E, one-third of the fees for the annual report of domestic and foreign corporations paid to the Commission shall be deposited in the Arizona Arts Trust Fund. The Commission transfers this money to the Arts Commission monthly. Revenue has been steady over the last two years and the Commission anticipates it to remain stable.

**Fund:** CC3180 Court Ordered Trust Fund

AFIS Code	Category of Receipt and Description	FY 2023 Actuals	FY 2024 Estimate	FY 2025 Request
4512	Restitution	136.4	125.0	125.0
4519	Other Fines, Forfeitures, Penalties and Liquidated Damages	0.7	-	-
4631	Treasurer's Interest Income	35.7	35.0	35.0
<b>Court Ordered Trust Fund Total:</b>		<b>172.8</b>	<b>160.0</b>	<b>160.0</b>

### Forecast Methology

Restitution funds are received from respondents following orders of restitution on securities law violations. Funds are invested with the State Treasurer in an interest-bearing account and distributed periodically to known investor claimants. The fund revenue balance will fluctuate depending on when the distributions occur within a fiscal year.

## Revenue Schedule

<b>Agency:</b>	<b>Corporation Commission</b>
----------------	-------------------------------

<b>Fund:</b>	<b>CC3888 Office of Economic Opportunity Operations Fund</b>
--------------	--

AFIS Code	Category of Receipt and Description	FY 2023 Actuals	FY 2024 Estimate	FY 2025 Request
4339	Other Fees & Charges for Services	2,288.4	2,350.0	2,400.0
4647	Credit Card Fees Paid	(1.7)	(1.5)	(1.5)
4872	Credit Card Revenue Clearing	(0.2)	-	-
	<b>Office of Economic Opportunity Operations Fund Total:</b>	<b>2,286.6</b>	<b>2,348.5</b>	<b>2,398.5</b>

---

### Forecast Methology

The Office of Economic Opportunity Operations (OEOO) Fund was established per ARS 41-5302. Ten percent of the fees collected in ARS 44-3324 via the Securities Division are deposited into the OEOO fund. Regular transfers from this fund to the Office of Economic Opportunity Operations division of the Governor's Office are conducted with intent be used in the furtherance of the mission of the office and related economic development interests.

## Sources and Uses

<b>Agency:</b>	<b>Corporation Commission</b>
----------------	-------------------------------

<b>Fund:</b>	<b>CC2000 Federal Grants Fund</b>
--------------	-----------------------------------

Revenues come from the U.S. Department of Transportation. Funds are used to reimburse up to 50% of costs associated with the inspection of interstate pipelines transporting gas and hazardous liquids, and to conduct a pipeline safety program.

<b>Cash Flow Summary</b>
--------------------------

	FY 2023 Actuals	FY 2024 Estimate	FY 2025 Request
Beginning Balance	6,134.5	6,149.1	4,618.1
Revenue (from Revenue Schedule)	1,580.3	2,000.0	2,500.0
<b>Total Available</b>	<b>7,714.7</b>	<b>8,149.1</b>	<b>7,118.1</b>
Total Appropriated Disbursements	-	-	-
Total Non-Appropriated Disbursements	1,565.7	3,531.0	3,531.0
Balance Forward to Next Year	6,149.1	4,618.1	3,587.1

<b>Appropriated Expenditure</b>
---------------------------------

	FY 2023 Actuals	FY 2024 Estimate	FY 2025 Request
<b>Expenditure Categories</b>			
Personal Services	-	-	-
Employee Related Expenditures	-	-	-
Professional & Outside Services	-	-	-
Travel In-State	-	-	-
Travel Out-Of-State	-	-	-
Food	-	-	-
Aid To Organizations & Individuals	-	-	-
Other Operating Expenditures	-	-	-
Equipment	-	-	-
Capital Outlay	-	-	-
Capital Equipment	-	-	-
Non-Capital Equipment	-	-	-
Debt Service	-	-	-
Cost Allocation & Indirect Costs	-	-	-
Transfers-Out	-	-	-
<b>Appropriated Expenditure Sub-Total:</b>	<b>-</b>	<b>-</b>	<b>-</b>
Non-Lapsing Authority from Prior Years (no entry for BY)	-	-	-
Administrative Adjustments (no entry for BY)	-	-	-
Capital Projects (Land, Bldgs, Improv)	-	-	-
Appropriated 27th Pay Roll	-	-	-
Legislative Fund Transfers	-	-	-
IT Project Transfers	-	-	-
Residual Equity Transfer	-	-	-

## Sources and Uses

<b>Agency:</b>	<b>Corporation Commission</b>
----------------	-------------------------------

<b>Fund:</b>	<b>CC2000 Federal Grants Fund</b>
--------------	-----------------------------------

Transfer Due to Fund Balance Cap	-	-	-
Prior Committed or Obligated Expenditures (no entry for AY)	-	-	-
Non-Appropriated 27th Pay Roll	-	-	-
<b>Appropriated Expenditure Total:</b>	-	-	-
<b>Appropriated FTE</b>	-	-	-

<b>Non-Appropriated Expenditure</b>
-------------------------------------

	FY 2023 Actuals	FY 2024 Estimate	FY 2025 Request
<b>Expenditure Categories</b>			
Personal Services	143.9	1,628.2	1,628.2
Employee Related Expenditures	94.8	655.6	655.6
Professional & Outside Services	6.7	3.7	3.7
Travel In-State	103.1	299.5	299.5
Travel Out-Of-State	76.4	73.0	73.0
Food	-	-	-
Aid To Organizations & Individuals	-	-	-
Other Operating Expenditures	881.3	162.7	162.7
Equipment	-	-	-
Capital Outlay	-	-	-
Capital Equipment	-	265.0	265.0
Non-Capital Equipment	7.0	26.9	26.9
Debt Service	-	-	-
Cost Allocation & Indirect Costs	-	-	-
Transfers-Out	252.5	416.4	416.4
<b>Non-Appropriated Expenditure Sub-Total:</b>	<b>1,565.7</b>	<b>3,531.0</b>	<b>3,531.0</b>
Non-Lapsing Authority from Prior Years (no entry for BY)	-	-	-
Administrative Adjustments (no entry for BY)	-	-	-
Capital Projects (Land, Bldgs, Improv)	-	-	-
Appropriated 27th Pay Roll	-	-	-
Legislative Fund Transfers	-	-	-
IT Project Transfers	-	-	-
Residual Equity Transfer	-	-	-
Transfer Due to Fund Balance Cap	-	-	-
Prior Committed or Obligated Expenditures (no entry for AY)	-	-	-
Non-Appropriated 27th Pay Roll	-	-	-
<b>Non-Appropriated Expenditure Total:</b>	<b>1,565.7</b>	<b>3,531.0</b>	<b>3,531.0</b>
<b>Non-Appropriated FTE</b>	<b>18.0</b>	<b>19.7</b>	<b>19.7</b>

## Sources and Uses

**Agency:** Corporation Commission

**Fund:** CC2076 Utility Siting Fund

Funds come from fees paid for applications to the Line Siting Committee for proposed and expanded power plants and transmission lines. Funds are used for costs incurred by the Line Siting Committee in connection with the activities of the Committee.

### Cash Flow Summary

	FY 2023 Actuals	FY 2024 Estimate	FY 2025 Request
Beginning Balance	2.6	3.2	0.0
Revenue (from Revenue Schedule)	48.8	46.3	49.5
<b>Total Available</b>	<b>51.3</b>	<b>49.5</b>	<b>49.5</b>
Total Appropriated Disbursements	-	-	-
Total Non-Appropriated Disbursements	48.1	49.5	49.5
Balance Forward to Next Year	3.2	0.0	0.0

### Appropriated Expenditure

Expenditure Categories	FY 2023 Actuals	FY 2024 Estimate	FY 2025 Request
Personal Services	-	-	-
Employee Related Expenditures	-	-	-
Professional & Outside Services	-	-	-
Travel In-State	-	-	-
Travel Out-Of-State	-	-	-
Food	-	-	-
Aid To Organizations & Individuals	-	-	-
Other Operating Expenditures	-	-	-
Equipment	-	-	-
Capital Outlay	-	-	-
Capital Equipment	-	-	-
Non-Capital Equipment	-	-	-
Debt Service	-	-	-
Cost Allocation & Indirect Costs	-	-	-
Transfers-Out	-	-	-
<b>Appropriated Expenditure Sub-Total:</b>	<b>-</b>	<b>-</b>	<b>-</b>
Non-Lapsing Authority from Prior Years (no entry for BY)	-	-	-
Administrative Adjustments (no entry for BY)	-	-	-
Capital Projects (Land, Bldgs, Improv)	-	-	-
Appropriated 27th Pay Roll	-	-	-
Legislative Fund Transfers	-	-	-
IT Project Transfers	-	-	-
Residual Equity Transfer	-	-	-



## Sources and Uses

<b>Agency:</b>	<b>Corporation Commission</b>
----------------	-------------------------------

<b>Fund:</b>	<b>CC2076 Utility Siting Fund</b>
--------------	-----------------------------------

Transfer Due to Fund Balance Cap	-	-	-
Prior Committed or Obligated Expenditures (no entry for AY)	-	-	-
Non-Appropriated 27th Pay Roll	-	-	-
<b>Appropriated Expenditure Total:</b>	-	-	-
<b>Appropriated FTE</b>	-	-	-

<b>Non-Appropriated Expenditure</b>
-------------------------------------

Expenditure Categories	FY 2023 Actuals	FY 2024 Estimate	FY 2025 Request
Personal Services	34.7	35.0	35.0
Employee Related Expenditures	3.2	4.0	4.0
Professional & Outside Services	-	-	-
Travel In-State	9.8	10.0	10.0
Travel Out-Of-State	-	-	-
Food	-	-	-
Aid To Organizations & Individuals	-	-	-
Other Operating Expenditures	0.5	0.5	0.5
Equipment	-	-	-
Capital Outlay	-	-	-
Capital Equipment	-	-	-
Non-Capital Equipment	-	-	-
Debt Service	-	-	-
Cost Allocation & Indirect Costs	-	-	-
Transfers-Out	-	-	-
<b>Non-Appropriated Expenditure Sub-Total:</b>	<b>48.1</b>	<b>49.5</b>	<b>49.5</b>
Non-Lapsing Authority from Prior Years (no entry for BY)	-	-	-
Administrative Adjustments (no entry for BY)	-	-	-
Capital Projects (Land, Bldgs, Improv)	-	-	-
Appropriated 27th Pay Roll	-	-	-
Legislative Fund Transfers	-	-	-
IT Project Transfers	-	-	-
Residual Equity Transfer	-	-	-
Transfer Due to Fund Balance Cap	-	-	-
Prior Committed or Obligated Expenditures (no entry for AY)	-	-	-
Non-Appropriated 27th Pay Roll	-	-	-
<b>Non-Appropriated Expenditure Total:</b>	<b>48.1</b>	<b>49.5</b>	<b>49.5</b>
<b>Non-Appropriated FTE</b>	-	-	-

## Sources and Uses

**Agency:** Corporation Commission

**Fund:** CC2172 Utility Regulation Revolving Fund

Revenues consist of annual assessments against public utilities regulated by the Commission. Funds are used to conduct research and analysis to the elected commissioners on all matters relating to the regulation of public service corporations.

<b>Cash Flow Summary</b>	<b>FY 2023 Actuals</b>	<b>FY 2024 Estimate</b>	<b>FY 2025 Request</b>
Beginning Balance	7,444.7	22,648.4	22,408.1
Revenue (from Revenue Schedule)	31,656.4	18,624.2	18,624.2
<b>Total Available</b>	<b>39,101.1</b>	<b>41,272.6</b>	<b>41,032.3</b>
Total Appropriated Disbursements	16,452.6	18,864.5	19,197.1
Total Non-Appropriated Disbursements	-	-	-
Balance Forward to Next Year	22,648.4	22,408.1	21,835.2

<b>Appropriated Expenditure</b>	<b>FY 2023 Actuals</b>	<b>FY 2024 Estimate</b>	<b>FY 2025 Request</b>
<b>Expenditure Categories</b>			
Personal Services	9,845.1	11,547.7	11,851.7
Employee Related Expenditures	3,729.9	4,594.6	4,715.6
Professional & Outside Services	127.7	539.9	539.9
Travel In-State	161.8	268.4	268.4
Travel Out-Of-State	93.9	282.0	282.0
Food	1.8	-	-
Aid To Organizations & Individuals	-	-	-
Other Operating Expenditures	680.0	1,538.5	1,538.5
Equipment	-	-	-
Capital Outlay	-	-	-
Capital Equipment	-	-	-
Non-Capital Equipment	9.1	1.0	1.0
Debt Service	-	-	-
Cost Allocation & Indirect Costs	-	-	-
Transfers-Out	31.6	-	-
<b>Appropriated Expenditure Sub-Total:</b>	<b>14,680.9</b>	<b>18,772.1</b>	<b>19,197.1</b>
Non-Lapsing Authority from Prior Years (no entry for BY)	-	-	-
Administrative Adjustments (no entry for BY)	1,771.7	92.4	-
Capital Projects (Land, Bldgs, Improv)	-	-	-
Appropriated 27th Pay Roll	-	-	-
Legislative Fund Transfers	-	-	-
IT Project Transfers	-	-	-
Residual Equity Transfer	-	-	-

## Sources and Uses

<b>Agency:</b>	<b>Corporation Commission</b>
----------------	-------------------------------

<b>Fund:</b>	<b>CC2172 Utility Regulation Revolving Fund</b>
--------------	---

Transfer Due to Fund Balance Cap	-	-	-
Prior Committed or Obligated Expenditures (no entry for AY)	-	-	-
Non-Appropriated 27th Pay Roll	-	-	-
<b>Appropriated Expenditure Total:</b>	16,452.6	18,864.5	19,197.1
<b>Appropriated FTE</b>	125.5	136.6	136.6

<b>Non-Appropriated Expenditure</b>
-------------------------------------

	FY 2023 Actuals	FY 2024 Estimate	FY 2025 Request
<b>Expenditure Categories</b>			
Personal Services	-	-	-
Employee Related Expenditures	-	-	-
Professional & Outside Services	-	-	-
Travel In-State	-	-	-
Travel Out-Of-State	-	-	-
Food	-	-	-
Aid To Organizations & Individuals	-	-	-
Other Operating Expenditures	-	-	-
Equipment	-	-	-
Capital Outlay	-	-	-
Capital Equipment	-	-	-
Non-Capital Equipment	-	-	-
Debt Service	-	-	-
Cost Allocation & Indirect Costs	-	-	-
Transfers-Out	-	-	-
<b>Non-Appropriated Expenditure Sub-Total:</b>	-	-	-
Non-Lapsing Authority from Prior Years (no entry for BY)	-	-	-
Administrative Adjustments (no entry for BY)	-	-	-
Capital Projects (Land, Bldgs, Improv)	-	-	-
Appropriated 27th Pay Roll	-	-	-
Legislative Fund Transfers	-	-	-
IT Project Transfers	-	-	-
Residual Equity Transfer	-	-	-
Transfer Due to Fund Balance Cap	-	-	-
Prior Committed or Obligated Expenditures (no entry for AY)	-	-	-
Non-Appropriated 27th Pay Roll	-	-	-
<b>Non-Appropriated Expenditure Total:</b>	-	-	-
<b>Non-Appropriated FTE</b>	-	-	-

## Sources and Uses

**Agency:** Corporation Commission

**Fund:** CC2175 Residential Utility Consumer Office Revolving

This fund consists of annual residential consumer assessments against each qualifying public service corporation. The fund is used to pay for the operation of the Residential Utility Consumer Office.

<b>Cash Flow Summary</b>	<b>FY 2023 Actuals</b>	<b>FY 2024 Estimate</b>	<b>FY 2025 Request</b>
Beginning Balance	2.5	1,209.5	0.1
Revenue (from Revenue Schedule)	1,207.0	1,578.9	1,578.9
<b>Total Available</b>	<b>1,209.5</b>	<b>2,788.4</b>	<b>1,579.0</b>
Total Appropriated Disbursements	-	2,788.3	1,578.9
Total Non-Appropriated Disbursements	-	-	-
Balance Forward to Next Year	1,209.5	0.1	0.1

<b>Appropriated Expenditure</b>	<b>FY 2023 Actuals</b>	<b>FY 2024 Estimate</b>	<b>FY 2025 Request</b>
<b>Expenditure Categories</b>			
Personal Services	-	-	-
Employee Related Expenditures	-	-	-
Professional & Outside Services	-	-	-
Travel In-State	-	-	-
Travel Out-Of-State	-	-	-
Food	-	-	-
Aid To Organizations & Individuals	-	-	-
Other Operating Expenditures	-	-	-
Equipment	-	-	-
Capital Outlay	-	-	-
Capital Equipment	-	-	-
Non-Capital Equipment	-	-	-
Debt Service	-	-	-
Cost Allocation & Indirect Costs	-	-	-
Transfers-Out	-	-	-
<b>Appropriated Expenditure Sub-Total:</b>	<b>-</b>	<b>-</b>	<b>-</b>
Non-Lapsing Authority from Prior Years (no entry for BY)	-	-	-
Administrative Adjustments (no entry for BY)	-	-	-
Capital Projects (Land, Bldgs, Improv)	-	-	-
Appropriated 27th Pay Roll	-	-	-
Legislative Fund Transfers	-	2,788.3	1,578.9
IT Project Transfers	-	-	-
Residual Equity Transfer	-	-	-

## Sources and Uses

<b>Agency:</b>	<b>Corporation Commission</b>
----------------	-------------------------------

<b>Fund:</b>	<b>CC2175 Residential Utility Consumer Office Revolving</b>
--------------	---

Transfer Due to Fund Balance Cap	-	-	-
Prior Committed or Obligated Expenditures (no entry for AY)	-	-	-
Non-Appropriated 27th Pay Roll	-	-	-
<b>Appropriated Expenditure Total:</b>	-	2,788.3	1,578.9
<b>Appropriated FTE</b>	-	-	-

<b>Non-Appropriated Expenditure</b>
-------------------------------------

	FY 2023 Actuals	FY 2024 Estimate	FY 2025 Request
<b>Expenditure Categories</b>			
Personal Services	-	-	-
Employee Related Expenditures	-	-	-
Professional & Outside Services	-	-	-
Travel In-State	-	-	-
Travel Out-Of-State	-	-	-
Food	-	-	-
Aid To Organizations & Individuals	-	-	-
Other Operating Expenditures	-	-	-
Equipment	-	-	-
Capital Outlay	-	-	-
Capital Equipment	-	-	-
Non-Capital Equipment	-	-	-
Debt Service	-	-	-
Cost Allocation & Indirect Costs	-	-	-
Transfers-Out	-	-	-
<b>Non-Appropriated Expenditure Sub-Total:</b>	-	-	-
Non-Lapsing Authority from Prior Years (no entry for BY)	-	-	-
Administrative Adjustments (no entry for BY)	-	-	-
Capital Projects (Land, Bldgs, Improv)	-	-	-
Appropriated 27th Pay Roll	-	-	-
Legislative Fund Transfers	-	-	-
IT Project Transfers	-	-	-
Residual Equity Transfer	-	-	-
Transfer Due to Fund Balance Cap	-	-	-
Prior Committed or Obligated Expenditures (no entry for AY)	-	-	-
Non-Appropriated 27th Pay Roll	-	-	-
<b>Non-Appropriated Expenditure Total:</b>	-	-	-
<b>Non-Appropriated FTE</b>	-	-	-

## Sources and Uses

**Agency:** Corporation Commission

**Fund:** CC2264 Securities Regulatory and Enforcement Fund

Revenues include part of a registration fee for each dealer and salesman, part of the fee for a salesman transferring registration from one registered dealer to another, and an exchange registration fee for each unit of a security exchanged. The Commission uses these monies for education, regulatory, investigative, and enforcement operations in the securities division. All revenue in excess of the appropriation is deposited into the General Fund.

### Cash Flow Summary

	FY 2023 Actuals	FY 2024 Estimate	FY 2025 Request
Beginning Balance	28,921.0	37,108.3	36,419.1
Revenue (from Revenue Schedule)	29,730.5	30,000.0	30,050.0
<b>Total Available</b>	<b>58,651.5</b>	<b>67,108.3</b>	<b>66,469.1</b>
Total Appropriated Disbursements	21,543.2	30,689.2	24,022.5
Total Non-Appropriated Disbursements	-	-	-
Balance Forward to Next Year	37,108.3	36,419.1	42,446.6

### Appropriated Expenditure

Expenditure Categories	FY 2023 Actuals	FY 2024 Estimate	FY 2025 Request
Personal Services	3,153.2	4,405.1	4,584.1
Employee Related Expenditures	1,298.2	1,677.3	1,748.3
Professional & Outside Services	86.5	405.5	405.5
Travel In-State	6.0	11.0	11.0
Travel Out-Of-State	11.7	20.0	20.0
Food	-	-	-
Aid To Organizations & Individuals	-	-	-
Other Operating Expenditures	720.2	973.0	973.0
Equipment	-	-	-
Capital Outlay	-	-	-
Capital Equipment	-	20.0	20.0
Non-Capital Equipment	4.8	160.6	160.6
Debt Service	-	-	-
Cost Allocation & Indirect Costs	-	-	-
Transfers-Out	12.9	-	-
<b>Appropriated Expenditure Sub-Total:</b>	<b>5,293.7</b>	<b>7,672.5</b>	<b>7,922.5</b>
Non-Lapsing Authority from Prior Years (no entry for BY)	-	-	-
Administrative Adjustments (no entry for BY)	344.8	16.7	-
Capital Projects (Land, Bldgs, Improv)	-	-	-
Appropriated 27th Pay Roll	-	-	-
Legislative Fund Transfers	15,904.7	16,000.0	16,100.0
IT Project Transfers	-	7,000.0	-

## Sources and Uses

<b>Agency:</b>	<b>Corporation Commission</b>
----------------	-------------------------------

<b>Fund:</b>	<b>CC2264 Securities Regulatory and Enforcement Fund</b>
--------------	--

Residual Equity Transfer	-	-	-
Transfer Due to Fund Balance Cap	-	-	-
Prior Committed or Obligated Expenditures (no entry for AY)	-	-	-
Non-Appropriated 27th Pay Roll	-	-	-
<b>Appropriated Expenditure Total:</b>	21,543.2	30,689.2	24,022.5
<b>Appropriated FTE</b>	40.0	49.7	49.7

<b>Non-Appropriated Expenditure</b>
-------------------------------------

	FY 2023 Actuals	FY 2024 Estimate	FY 2025 Request
<b>Expenditure Categories</b>			
Personal Services	-	-	-
Employee Related Expenditures	-	-	-
Professional & Outside Services	-	-	-
Travel In-State	-	-	-
Travel Out-Of-State	-	-	-
Food	-	-	-
Aid To Organizations & Individuals	-	-	-
Other Operating Expenditures	-	-	-
Equipment	-	-	-
Capital Outlay	-	-	-
Capital Equipment	-	-	-
Non-Capital Equipment	-	-	-
Debt Service	-	-	-
Cost Allocation & Indirect Costs	-	-	-
Transfers-Out	-	-	-
<b>Non-Appropriated Expenditure Sub-Total:</b>	-	-	-
Non-Lapsing Authority from Prior Years (no entry for BY)	-	-	-
Administrative Adjustments (no entry for BY)	-	-	-
Capital Projects (Land, Bldgs, Improv)	-	-	-
Appropriated 27th Pay Roll	-	-	-
Legislative Fund Transfers	-	-	-
IT Project Transfers	-	-	-
Residual Equity Transfer	-	-	-
Transfer Due to Fund Balance Cap	-	-	-
Prior Committed or Obligated Expenditures (no entry for AY)	-	-	-
Non-Appropriated 27th Pay Roll	-	-	-
<b>Non-Appropriated Expenditure Total:</b>	-	-	-

## Sources and Uses

**Agency:** Corporation Commission

**Fund:** CC2264 Securities Regulatory and Enforcement Fund

**Non-Appropriated FTE**

- - -



## Sources and Uses

<b>Agency:</b>	<b>Corporation Commission</b>
----------------	-------------------------------

<b>Fund:</b>	<b>CC2321 Utility Surety Fund</b>
--------------	-----------------------------------

Monies in the fund consist of deposits ordered by the Commission from public utilities as penalties for violations. Funds are used for the benefit of customers of public service corporations who have lost service as a result of violations.

<b>Cash Flow Summary</b>
--------------------------

	FY 2023 Actuals	FY 2024 Estimate	FY 2025 Request
Beginning Balance	0.1	0.1	0.1
Revenue (from Revenue Schedule)	0.0	-	-
<b>Total Available</b>	<b>0.1</b>	<b>0.1</b>	<b>0.1</b>
Total Appropriated Disbursements	-	-	-
Total Non-Appropriated Disbursements	-	-	-
Balance Forward to Next Year	0.1	0.1	0.1

<b>Appropriated Expenditure</b>
---------------------------------

	FY 2023 Actuals	FY 2024 Estimate	FY 2025 Request
<b>Expenditure Categories</b>			
Personal Services	-	-	-
Employee Related Expenditures	-	-	-
Professional & Outside Services	-	-	-
Travel In-State	-	-	-
Travel Out-Of-State	-	-	-
Food	-	-	-
Aid To Organizations & Individuals	-	-	-
Other Operating Expenditures	-	-	-
Equipment	-	-	-
Capital Outlay	-	-	-
Capital Equipment	-	-	-
Non-Capital Equipment	-	-	-
Debt Service	-	-	-
Cost Allocation & Indirect Costs	-	-	-
Transfers-Out	-	-	-
<b>Appropriated Expenditure Sub-Total:</b>	-	-	-
Non-Lapsing Authority from Prior Years (no entry for BY)	-	-	-
Administrative Adjustments (no entry for BY)	-	-	-
Capital Projects (Land, Bldgs, Improv)	-	-	-
Appropriated 27th Pay Roll	-	-	-
Legislative Fund Transfers	-	-	-
IT Project Transfers	-	-	-
Residual Equity Transfer	-	-	-

## Sources and Uses

<b>Agency:</b>	<b>Corporation Commission</b>
----------------	-------------------------------

<b>Fund:</b>	<b>CC2321 Utility Surety Fund</b>
--------------	-----------------------------------

Transfer Due to Fund Balance Cap	-	-	-
Prior Committed or Obligated Expenditures (no entry for AY)	-	-	-
Non-Appropriated 27th Pay Roll	-	-	-
<b>Appropriated Expenditure Total:</b>	-	-	-
<b>Appropriated FTE</b>	-	-	-

<b>Non-Appropriated Expenditure</b>
-------------------------------------

	FY 2023 Actuals	FY 2024 Estimate	FY 2025 Request
<b>Expenditure Categories</b>			
Personal Services	-	-	-
Employee Related Expenditures	-	-	-
Professional & Outside Services	-	-	-
Travel In-State	-	-	-
Travel Out-Of-State	-	-	-
Food	-	-	-
Aid To Organizations & Individuals	-	-	-
Other Operating Expenditures	-	-	-
Equipment	-	-	-
Capital Outlay	-	-	-
Capital Equipment	-	-	-
Non-Capital Equipment	-	-	-
Debt Service	-	-	-
Cost Allocation & Indirect Costs	-	-	-
Transfers-Out	-	-	-
<b>Non-Appropriated Expenditure Sub-Total:</b>	-	-	-
Non-Lapsing Authority from Prior Years (no entry for BY)	-	-	-
Administrative Adjustments (no entry for BY)	-	-	-
Capital Projects (Land, Bldgs, Improv)	-	-	-
Appropriated 27th Pay Roll	-	-	-
Legislative Fund Transfers	-	-	-
IT Project Transfers	-	-	-
Residual Equity Transfer	-	-	-
Transfer Due to Fund Balance Cap	-	-	-
Prior Committed or Obligated Expenditures (no entry for AY)	-	-	-
Non-Appropriated 27th Pay Roll	-	-	-
<b>Non-Appropriated Expenditure Total:</b>	-	-	-
<b>Non-Appropriated FTE</b>	-	-	-

## Sources and Uses

**Agency:** Corporation Commission

**Fund:** CC2333 Public Access Fund

Revenues consist of fees charged for expedited services, special computer printouts, reports, and tapes. The Commission also charges for remote access to the Commission's data processing system. Funds are used for improvements to the Commission's data processing system. Fund balances in excess of \$200,000 at the end of each fiscal year are transferred to the General Fund

### Cash Flow Summary

	FY 2023 Actuals	FY 2024 Estimate	FY 2025 Request
Beginning Balance	4,255.6	3,752.4	3,273.6
Revenue (from Revenue Schedule)	10,589.7	11,030.0	11,030.0
<b>Total Available</b>	<b>14,845.4</b>	<b>14,782.4</b>	<b>14,303.6</b>
Total Appropriated Disbursements	7,117.8	8,420.9	8,620.9
Total Non-Appropriated Disbursements	3,975.1	3,087.9	3,150.0
Balance Forward to Next Year	3,752.4	3,273.6	2,532.7

### Appropriated Expenditure

Expenditure Categories	FY 2023 Actuals	FY 2024 Estimate	FY 2025 Request
Personal Services	2,925.1	4,536.4	4,679.4
Employee Related Expenditures	1,145.5	1,821.7	1,878.7
Professional & Outside Services	725.1	609.1	609.1
Travel In-State	0.4	3.5	3.5
Travel Out-Of-State	3.2	16.5	16.5
Food	-	-	-
Aid To Organizations & Individuals	-	-	-
Other Operating Expenditures	1,211.4	1,433.7	1,433.7
Equipment	-	-	-
Capital Outlay	-	-	-
Capital Equipment	93.4	-	-
Non-Capital Equipment	120.7	-	-
Debt Service	-	-	-
Cost Allocation & Indirect Costs	-	-	-
Transfers-Out	2.9	-	-
<b>Appropriated Expenditure Sub-Total:</b>	<b>6,227.6</b>	<b>8,420.9</b>	<b>8,620.9</b>
Non-Lapsing Authority from Prior Years (no entry for BY)	-	-	-
Administrative Adjustments (no entry for BY)	890.2	-	-
Capital Projects (Land, Bldgs, Improv)	-	-	-
Appropriated 27th Pay Roll	-	-	-
Legislative Fund Transfers	-	-	-
IT Project Transfers	-	-	-
Residual Equity Transfer	-	-	-

## Sources and Uses

<b>Agency:</b>	<b>Corporation Commission</b>
----------------	-------------------------------

<b>Fund:</b>	<b>CC2333 Public Access Fund</b>
--------------	----------------------------------

Transfer Due to Fund Balance Cap	-	-	-
Prior Committed or Obligated Expenditures (no entry for AY)	-	-	-
Non-Appropriated 27th Pay Roll	-	-	-
<b>Appropriated Expenditure Total:</b>	7,117.8	8,420.9	8,620.9
<b>Appropriated FTE</b>	52.5	73.7	73.7

<b>Non-Appropriated Expenditure</b>
-------------------------------------

	FY 2023 Actuals	FY 2024 Estimate	FY 2025 Request
<b>Expenditure Categories</b>			
Personal Services	-	-	-
Employee Related Expenditures	-	-	-
Professional & Outside Services	-	-	-
Travel In-State	-	-	-
Travel Out-Of-State	-	-	-
Food	-	-	-
Aid To Organizations & Individuals	-	-	-
Other Operating Expenditures	-	-	-
Equipment	-	-	-
Capital Outlay	-	-	-
Capital Equipment	-	-	-
Non-Capital Equipment	-	-	-
Debt Service	-	-	-
Cost Allocation & Indirect Costs	-	-	-
Transfers-Out	-	-	-
<b>Non-Appropriated Expenditure Sub-Total:</b>	-	-	-
Non-Lapsing Authority from Prior Years (no entry for BY)	-	-	-
Administrative Adjustments (no entry for BY)	-	-	-
Capital Projects (Land, Bldgs, Improv)	-	-	-
Appropriated 27th Pay Roll	-	-	-
Legislative Fund Transfers	-	-	-
IT Project Transfers	-	-	-
Residual Equity Transfer	-	-	-
Transfer Due to Fund Balance Cap	3,975.1	3,087.9	3,150.0
Prior Committed or Obligated Expenditures (no entry for AY)	-	-	-
Non-Appropriated 27th Pay Roll	-	-	-
<b>Non-Appropriated Expenditure Total:</b>	3,975.1	3,087.9	3,150.0
<b>Non-Appropriated FTE</b>	-	-	-

## Sources and Uses

**Agency:** Corporation Commission

**Fund:** CC2334 Moneys on Demand

The Monies On Demand Fund contains deposits made by Customers of the Corporations Division that maintain On Demand Accounts. The client balances allow for tax filings, multiple business filings, etc., without delay for lack of payment in advance or having multiple accounts' fees paid with separate checks. As the customer completes their filings and incurs expenses, funds are moved from the Monies On Demand account into the appropriate revenue account.

### Cash Flow Summary

	FY 2023 Actuals	FY 2024 Estimate	FY 2025 Request
Beginning Balance	1,999.0	977.0	977.0
Revenue (from Revenue Schedule)	(1,022.0)	-	-
<b>Total Available</b>	<b>977.0</b>	<b>977.0</b>	<b>977.0</b>
Total Appropriated Disbursements	-	-	-
Total Non-Appropriated Disbursements	-	-	-
Balance Forward to Next Year	977.0	977.0	977.0

### Appropriated Expenditure

Expenditure Categories	FY 2023 Actuals	FY 2024 Estimate	FY 2025 Request
Personal Services	-	-	-
Employee Related Expenditures	-	-	-
Professional & Outside Services	-	-	-
Travel In-State	-	-	-
Travel Out-Of-State	-	-	-
Food	-	-	-
Aid To Organizations & Individuals	-	-	-
Other Operating Expenditures	-	-	-
Equipment	-	-	-
Capital Outlay	-	-	-
Capital Equipment	-	-	-
Non-Capital Equipment	-	-	-
Debt Service	-	-	-
Cost Allocation & Indirect Costs	-	-	-
Transfers-Out	-	-	-
<b>Appropriated Expenditure Sub-Total:</b>	<b>-</b>	<b>-</b>	<b>-</b>
Non-Lapsing Authority from Prior Years (no entry for BY)	-	-	-
Administrative Adjustments (no entry for BY)	-	-	-
Capital Projects (Land, Bldgs, Improv)	-	-	-
Appropriated 27th Pay Roll	-	-	-
Legislative Fund Transfers	-	-	-
IT Project Transfers	-	-	-

## Sources and Uses

<b>Agency:</b>	<b>Corporation Commission</b>
----------------	-------------------------------

<b>Fund:</b>	<b>CC2334 Moneys on Demand</b>
--------------	--------------------------------

Residual Equity Transfer	-	-	-
Transfer Due to Fund Balance Cap	-	-	-
Prior Committed or Obligated Expenditures (no entry for AY)	-	-	-
Non-Appropriated 27th Pay Roll	-	-	-
<b>Appropriated Expenditure Total:</b>	-	-	-
<b>Appropriated FTE</b>	-	-	-

<b>Non-Appropriated Expenditure</b>
-------------------------------------

	FY 2023 Actuals	FY 2024 Estimate	FY 2025 Request
<b>Expenditure Categories</b>			
Personal Services	-	-	-
Employee Related Expenditures	-	-	-
Professional & Outside Services	-	-	-
Travel In-State	-	-	-
Travel Out-Of-State	-	-	-
Food	-	-	-
Aid To Organizations & Individuals	-	-	-
Other Operating Expenditures	-	-	-
Equipment	-	-	-
Capital Outlay	-	-	-
Capital Equipment	-	-	-
Non-Capital Equipment	-	-	-
Debt Service	-	-	-
Cost Allocation & Indirect Costs	-	-	-
Transfers-Out	-	-	-
<b>Non-Appropriated Expenditure Sub-Total:</b>	-	-	-
Non-Lapsing Authority from Prior Years (no entry for BY)	-	-	-
Administrative Adjustments (no entry for BY)	-	-	-
Capital Projects (Land, Bldgs, Improv)	-	-	-
Appropriated 27th Pay Roll	-	-	-
Legislative Fund Transfers	-	-	-
IT Project Transfers	-	-	-
Residual Equity Transfer	-	-	-
Transfer Due to Fund Balance Cap	-	-	-
Prior Committed or Obligated Expenditures (no entry for AY)	-	-	-
Non-Appropriated 27th Pay Roll	-	-	-
<b>Non-Appropriated Expenditure Total:</b>	-	-	-

## Sources and Uses

**Agency:** Corporation Commission

**Fund:** CC2334 Moneys on Demand

**Non-Appropriated FTE**

- - -

## Sources and Uses

<b>Agency:</b>	<b>Corporation Commission</b>
----------------	-------------------------------

<b>Fund:</b>	<b>CC2404 Securities Investment Management Fund</b>
--------------	---

Revenues consist of fees and costs collected pursuant to enforcement of investment management regulations. The Commission uses these funds for education, regulatory, investigative, and enforcement operations in the securities division. Fund balances in excess of \$100,000 on Dec 31st of each year are transferred to the General Fund.

<b>Cash Flow Summary</b>	<b>FY 2023 Actuals</b>	<b>FY 2024 Estimate</b>	<b>FY 2025 Request</b>
Beginning Balance	2,222.4	2,198.0	2,042.3
Revenue (from Revenue Schedule)	3,589.9	3,600.0	3,650.0
<b>Total Available</b>	<b>5,812.3</b>	<b>5,798.0</b>	<b>5,692.3</b>
Total Appropriated Disbursements	3,614.3	3,755.7	3,830.7
Total Non-Appropriated Disbursements	-	-	-
Balance Forward to Next Year	2,198.0	2,042.3	1,861.6

<b>Appropriated Expenditure</b>	<b>FY 2023 Actuals</b>	<b>FY 2024 Estimate</b>	<b>FY 2025 Request</b>
<b>Expenditure Categories</b>			
Personal Services	461.8	923.2	977.2
Employee Related Expenditures	236.2	364.9	385.9
Professional & Outside Services	-	-	-
Travel In-State	-	-	-
Travel Out-Of-State	-	-	-
Food	-	-	-
Aid To Organizations & Individuals	-	-	-
Other Operating Expenditures	57.1	17.6	17.6
Equipment	-	-	-
Capital Outlay	-	-	-
Capital Equipment	-	-	-
Non-Capital Equipment	-	-	-
Debt Service	-	-	-
Cost Allocation & Indirect Costs	-	-	-
Transfers-Out	-	-	-
<b>Appropriated Expenditure Sub-Total:</b>	<b>755.1</b>	<b>1,305.7</b>	<b>1,380.7</b>
Non-Lapsing Authority from Prior Years (no entry for BY)	-	-	-
Administrative Adjustments (no entry for BY)	61.5	-	-
Capital Projects (Land, Bldgs, Improv)	-	-	-
Appropriated 27th Pay Roll	-	-	-
Legislative Fund Transfers	2,797.7	2,450.0	2,450.0
IT Project Transfers	-	-	-
Residual Equity Transfer	-	-	-



## Sources and Uses

<b>Agency:</b>	<b>Corporation Commission</b>
----------------	-------------------------------

<b>Fund:</b>	<b>CC2404 Securities Investment Management Fund</b>
--------------	---

Transfer Due to Fund Balance Cap	-	-	-
Prior Committed or Obligated Expenditures (no entry for AY)	-	-	-
Non-Appropriated 27th Pay Roll	-	-	-
<b>Appropriated Expenditure Total:</b>	3,614.3	3,755.7	3,830.7
<b>Appropriated FTE</b>	10.0	15.0	15.0

<b>Non-Appropriated Expenditure</b>
-------------------------------------

	FY 2023 Actuals	FY 2024 Estimate	FY 2025 Request
<b>Expenditure Categories</b>			
Personal Services	-	-	-
Employee Related Expenditures	-	-	-
Professional & Outside Services	-	-	-
Travel In-State	-	-	-
Travel Out-Of-State	-	-	-
Food	-	-	-
Aid To Organizations & Individuals	-	-	-
Other Operating Expenditures	-	-	-
Equipment	-	-	-
Capital Outlay	-	-	-
Capital Equipment	-	-	-
Non-Capital Equipment	-	-	-
Debt Service	-	-	-
Cost Allocation & Indirect Costs	-	-	-
Transfers-Out	-	-	-
<b>Non-Appropriated Expenditure Sub-Total:</b>	-	-	-
Non-Lapsing Authority from Prior Years (no entry for BY)	-	-	-
Administrative Adjustments (no entry for BY)	-	-	-
Capital Projects (Land, Bldgs, Improv)	-	-	-
Appropriated 27th Pay Roll	-	-	-
Legislative Fund Transfers	-	-	-
IT Project Transfers	-	-	-
Residual Equity Transfer	-	-	-
Transfer Due to Fund Balance Cap	-	-	-
Prior Committed or Obligated Expenditures (no entry for AY)	-	-	-
Non-Appropriated 27th Pay Roll	-	-	-
<b>Non-Appropriated Expenditure Total:</b>	-	-	-
<b>Non-Appropriated FTE</b>	-	-	-

## Sources and Uses

<b>Agency:</b>	<b>Corporation Commission</b>
----------------	-------------------------------

<b>Fund:</b>	<b>CC2500 IGA and ISA Fund</b>
--------------	--------------------------------

This fund was established for state agencies as a clearing account to properly account for, control, and report receipts and disbursements associated with intergovernmental and interagency service agreements, which are not reported in other funds.

<b>Cash Flow Summary</b>
--------------------------

	<b>FY 2023 Actuals</b>	<b>FY 2024 Estimate</b>	<b>FY 2025 Request</b>
Beginning Balance	90.5	52.7	54.2
Revenue (from Revenue Schedule)	803.0	937.0	951.5
<b>Total Available</b>	<b>893.4</b>	<b>989.7</b>	<b>1,005.7</b>
Total Appropriated Disbursements	-	-	-
Total Non-Appropriated Disbursements	840.7	935.5	935.5
Balance Forward to Next Year	52.7	54.2	70.2

<b>Appropriated Expenditure</b>
---------------------------------

<b>Expenditure Categories</b>	<b>FY 2023 Actuals</b>	<b>FY 2024 Estimate</b>	<b>FY 2025 Request</b>
Personal Services	-	-	-
Employee Related Expenditures	-	-	-
Professional & Outside Services	-	-	-
Travel In-State	-	-	-
Travel Out-Of-State	-	-	-
Food	-	-	-
Aid To Organizations & Individuals	-	-	-
Other Operating Expenditures	-	-	-
Equipment	-	-	-
Capital Outlay	-	-	-
Capital Equipment	-	-	-
Non-Capital Equipment	-	-	-
Debt Service	-	-	-
Cost Allocation & Indirect Costs	-	-	-
Transfers-Out	-	-	-
<b>Appropriated Expenditure Sub-Total:</b>	-	-	-
Non-Lapsing Authority from Prior Years (no entry for BY)	-	-	-
Administrative Adjustments (no entry for BY)	-	-	-
Capital Projects (Land, Bldgs, Improv)	-	-	-
Appropriated 27th Pay Roll	-	-	-
Legislative Fund Transfers	-	-	-
IT Project Transfers	-	-	-
Residual Equity Transfer	-	-	-

## Sources and Uses

<b>Agency:</b>	<b>Corporation Commission</b>
----------------	-------------------------------

<b>Fund:</b>	<b>CC2500 IGA and ISA Fund</b>
--------------	--------------------------------

Transfer Due to Fund Balance Cap	-	-	-
Prior Committed or Obligated Expenditures (no entry for AY)	-	-	-
Non-Appropriated 27th Pay Roll	-	-	-
<b>Appropriated Expenditure Total:</b>	-	-	-
<b>Appropriated FTE</b>	-	-	-

<b>Non-Appropriated Expenditure</b>
-------------------------------------

	FY 2023 Actuals	FY 2024 Estimate	FY 2025 Request
<b>Expenditure Categories</b>			
Personal Services	128.7	40.5	40.5
Employee Related Expenditures	51.5	16.2	16.2
Professional & Outside Services	659.4	728.8	728.8
Travel In-State	-	-	-
Travel Out-Of-State	-	-	-
Food	-	-	-
Aid To Organizations & Individuals	-	-	-
Other Operating Expenditures	1.2	150.0	150.0
Equipment	-	-	-
Capital Outlay	-	-	-
Capital Equipment	-	-	-
Non-Capital Equipment	-	-	-
Debt Service	-	-	-
Cost Allocation & Indirect Costs	-	-	-
Transfers-Out	-	-	-
<b>Non-Appropriated Expenditure Sub-Total:</b>	<b>840.7</b>	<b>935.5</b>	<b>935.5</b>
Non-Lapsing Authority from Prior Years (no entry for BY)	-	-	-
Administrative Adjustments (no entry for BY)	-	-	-
Capital Projects (Land, Bldgs, Improv)	-	-	-
Appropriated 27th Pay Roll	-	-	-
Legislative Fund Transfers	-	-	-
IT Project Transfers	-	-	-
Residual Equity Transfer	-	-	-
Transfer Due to Fund Balance Cap	-	-	-
Prior Committed or Obligated Expenditures (no entry for AY)	-	-	-
Non-Appropriated 27th Pay Roll	-	-	-
<b>Non-Appropriated Expenditure Total:</b>	<b>840.7</b>	<b>935.5</b>	<b>935.5</b>
<b>Non-Appropriated FTE</b>	-	-	-

## Sources and Uses

<b>Agency:</b>	<b>Corporation Commission</b>
----------------	-------------------------------

<b>Fund:</b>	<b>CC2566 Automation Projects Fund</b>
--------------	--

<b>Cash Flow Summary</b>	<b>FY 2023 Actuals</b>	<b>FY 2024 Estimate</b>	<b>FY 2025 Request</b>
Beginning Balance	0.0	0.0	0.0
Revenue (from Revenue Schedule)	-	3,500.0	3,500.0
<b>Total Available</b>	<b>0.0</b>	<b>3,500.0</b>	<b>3,500.0</b>
Total Appropriated Disbursements	-	-	-
Total Non-Appropriated Disbursements	-	3,500.0	3,500.0
Balance Forward to Next Year	0.0	0.0	0.0

<b>Appropriated Expenditure</b>	<b>FY 2023 Actuals</b>	<b>FY 2024 Estimate</b>	<b>FY 2025 Request</b>
<b>Expenditure Categories</b>			
Personal Services	-	-	-
Employee Related Expenditures	-	-	-
Professional & Outside Services	-	-	-
Travel In-State	-	-	-
Travel Out-Of-State	-	-	-
Food	-	-	-
Aid To Organizations & Individuals	-	-	-
Other Operating Expenditures	-	-	-
Equipment	-	-	-
Capital Outlay	-	-	-
Capital Equipment	-	-	-
Non-Capital Equipment	-	-	-
Debt Service	-	-	-
Cost Allocation & Indirect Costs	-	-	-
Transfers-Out	-	-	-
<b>Appropriated Expenditure Sub-Total:</b>	<b>-</b>	<b>-</b>	<b>-</b>
Non-Lapsing Authority from Prior Years (no entry for BY)	-	-	-
Administrative Adjustments (no entry for BY)	-	-	-
Capital Projects (Land, Bldgs, Improv)	-	-	-
Appropriated 27th Pay Roll	-	-	-
Legislative Fund Transfers	-	-	-
IT Project Transfers	-	-	-
Residual Equity Transfer	-	-	-
Transfer Due to Fund Balance Cap	-	-	-

## Sources and Uses

<b>Agency:</b>	<b>Corporation Commission</b>
----------------	-------------------------------

<b>Fund:</b>	<b>CC2566 Automation Projects Fund</b>
--------------	--

Prior Committed or Obligated Expenditures (no entry for AY)	-	-	-
Non-Appropriated 27th Pay Roll	-	-	-
<b>Appropriated Expenditure Total:</b>	-	-	-
<b>Appropriated FTE</b>	-	-	-

<b>Non-Appropriated Expenditure</b>
-------------------------------------

	FY 2023 Actuals	FY 2024 Estimate	FY 2025 Request
<b>Expenditure Categories</b>			
Personal Services	-	-	-
Employee Related Expenditures	-	-	-
Professional & Outside Services	-	3,500.0	3,500.0
Travel In-State	-	-	-
Travel Out-Of-State	-	-	-
Food	-	-	-
Aid To Organizations & Individuals	-	-	-
Other Operating Expenditures	-	-	-
Equipment	-	-	-
Capital Outlay	-	-	-
Capital Equipment	-	-	-
Non-Capital Equipment	-	-	-
Debt Service	-	-	-
Cost Allocation & Indirect Costs	-	-	-
Transfers-Out	-	-	-
<b>Non-Appropriated Expenditure Sub-Total:</b>	-	3,500.0	3,500.0
Non-Lapsing Authority from Prior Years (no entry for BY)	-	-	-
Administrative Adjustments (no entry for BY)	-	-	-
Capital Projects (Land, Bldgs, Improv)	-	-	-
Appropriated 27th Pay Roll	-	-	-
Legislative Fund Transfers	-	-	-
IT Project Transfers	-	-	-
Residual Equity Transfer	-	-	-
Transfer Due to Fund Balance Cap	-	-	-
Prior Committed or Obligated Expenditures (no entry for AY)	-	-	-
Non-Appropriated 27th Pay Roll	-	-	-
<b>Non-Appropriated Expenditure Total:</b>	-	3,500.0	3,500.0
<b>Non-Appropriated FTE</b>	-	-	-

## Sources and Uses

<b>Agency:</b>	<b>Corporation Commission</b>
----------------	-------------------------------

<b>Fund:</b>	<b>CC2975 Title VI - Coronavirus Relief Fund</b>
--------------	--

<b>Cash Flow Summary</b>	<b>FY 2023 Actuals</b>	<b>FY 2024 Estimate</b>	<b>FY 2025 Request</b>
Beginning Balance	-	-	-
Revenue (from Revenue Schedule)	-	-	-
<b>Total Available</b>	-	-	-
Total Appropriated Disbursements	-	-	-
Total Non-Appropriated Disbursements	-	-	-
Balance Forward to Next Year	-	-	-

<b>Appropriated Expenditure</b>	<b>FY 2023 Actuals</b>	<b>FY 2024 Estimate</b>	<b>FY 2025 Request</b>
<b>Expenditure Categories</b>			
Personal Services	-	-	-
Employee Related Expenditures	-	-	-
Professional & Outside Services	-	-	-
Travel In-State	-	-	-
Travel Out-Of-State	-	-	-
Food	-	-	-
Aid To Organizations & Individuals	-	-	-
Other Operating Expenditures	-	-	-
Equipment	-	-	-
Capital Outlay	-	-	-
Capital Equipment	-	-	-
Non-Capital Equipment	-	-	-
Debt Service	-	-	-
Cost Allocation & Indirect Costs	-	-	-
Transfers-Out	-	-	-
<b>Appropriated Expenditure Sub-Total:</b>	-	-	-
Non-Lapsing Authority from Prior Years (no entry for BY)	-	-	-
Administrative Adjustments (no entry for BY)	-	-	-
Capital Projects (Land, Bldgs, Improv)	-	-	-
Appropriated 27th Pay Roll	-	-	-
Legislative Fund Transfers	-	-	-
IT Project Transfers	-	-	-
Residual Equity Transfer	-	-	-
Transfer Due to Fund Balance Cap	-	-	-

## Sources and Uses

<b>Agency:</b>	<b>Corporation Commission</b>
----------------	-------------------------------

<b>Fund:</b>	<b>CC2975 Title VI - Coronavirus Relief Fund</b>
--------------	--

Prior Committed or Obligated Expenditures (no entry for AY)	-	-	-
Non-Appropriated 27th Pay Roll	-	-	-
<b>Appropriated Expenditure Total:</b>	-	-	-
<b>Appropriated FTE</b>	-	-	-

<b>Non-Appropriated Expenditure</b>
-------------------------------------

	FY 2023 Actuals	FY 2024 Estimate	FY 2025 Request
<b>Expenditure Categories</b>			
Personal Services	-	-	-
Employee Related Expenditures	-	-	-
Professional & Outside Services	-	-	-
Travel In-State	-	-	-
Travel Out-Of-State	-	-	-
Food	-	-	-
Aid To Organizations & Individuals	-	-	-
Other Operating Expenditures	-	-	-
Equipment	-	-	-
Capital Outlay	-	-	-
Capital Equipment	-	-	-
Non-Capital Equipment	-	-	-
Debt Service	-	-	-
Cost Allocation & Indirect Costs	-	-	-
Transfers-Out	-	-	-
<b>Non-Appropriated Expenditure Sub-Total:</b>	-	-	-
Non-Lapsing Authority from Prior Years (no entry for BY)	-	-	-
Administrative Adjustments (no entry for BY)	-	-	-
Capital Projects (Land, Bldgs, Improv)	-	-	-
Appropriated 27th Pay Roll	-	-	-
Legislative Fund Transfers	-	-	-
IT Project Transfers	-	-	-
Residual Equity Transfer	-	-	-
Transfer Due to Fund Balance Cap	-	-	-
Prior Committed or Obligated Expenditures (no entry for AY)	-	-	-
Non-Appropriated 27th Pay Roll	-	-	-
<b>Non-Appropriated Expenditure Total:</b>	-	-	-
<b>Non-Appropriated FTE</b>	-	-	-

## Sources and Uses

**Agency:** Corporation Commission

**Fund:** CC3043 Arizona Arts Trust Fund

Revenues come from a portion of the filing fee for each annual report filed with the Arizona Corporation Commission. Funds are used to award grants to organizations and individual artists with the purpose of advancing and fostering the arts in Arizona.

<b>Cash Flow Summary</b>	<b>FY 2023 Actuals</b>	<b>FY 2024 Estimate</b>	<b>FY 2025 Request</b>
Beginning Balance	28.7	43.0	0.1
Revenue (from Revenue Schedule)	1,320.5	1,357.7	1,357.7
<b>Total Available</b>	<b>1,349.2</b>	<b>1,400.7</b>	<b>1,357.8</b>
Total Appropriated Disbursements	1,306.2	1,400.6	1,357.7
Total Non-Appropriated Disbursements	-	-	-
Balance Forward to Next Year	43.0	0.1	0.1

<b>Appropriated Expenditure</b>	<b>FY 2023 Actuals</b>	<b>FY 2024 Estimate</b>	<b>FY 2025 Request</b>
<b>Expenditure Categories</b>			
Personal Services	30.8	40.7	40.7
Employee Related Expenditures	20.9	13.6	13.6
Professional & Outside Services	-	-	-
Travel In-State	-	-	-
Travel Out-Of-State	-	-	-
Food	-	-	-
Aid To Organizations & Individuals	-	-	-
Other Operating Expenditures	3.7	3.4	3.4
Equipment	-	-	-
Capital Outlay	-	-	-
Capital Equipment	-	-	-
Non-Capital Equipment	-	-	-
Debt Service	-	-	-
Cost Allocation & Indirect Costs	-	-	-
Transfers-Out	-	-	-
<b>Appropriated Expenditure Sub-Total:</b>	<b>55.4</b>	<b>57.7</b>	<b>57.7</b>
Non-Lapsing Authority from Prior Years (no entry for BY)	-	-	-
Administrative Adjustments (no entry for BY)	-	-	-
Capital Projects (Land, Bldgs, Improv)	-	-	-
Appropriated 27th Pay Roll	-	-	-
Legislative Fund Transfers	1,250.8	1,342.9	1,300.0
IT Project Transfers	-	-	-
Residual Equity Transfer	-	-	-



## Sources and Uses

<b>Agency:</b>	<b>Corporation Commission</b>
----------------	-------------------------------

<b>Fund:</b>	<b>CC3043 Arizona Arts Trust Fund</b>
--------------	---------------------------------------

Transfer Due to Fund Balance Cap	-	-	-
Prior Committed or Obligated Expenditures (no entry for AY)	-	-	-
Non-Appropriated 27th Pay Roll	-	-	-
<b>Appropriated Expenditure Total:</b>	1,306.2	1,400.6	1,357.7
<b>Appropriated FTE</b>	1.0	0.6	0.6

<b>Non-Appropriated Expenditure</b>
-------------------------------------

	FY 2023 Actuals	FY 2024 Estimate	FY 2025 Request
<b>Expenditure Categories</b>			
Personal Services	-	-	-
Employee Related Expenditures	-	-	-
Professional & Outside Services	-	-	-
Travel In-State	-	-	-
Travel Out-Of-State	-	-	-
Food	-	-	-
Aid To Organizations & Individuals	-	-	-
Other Operating Expenditures	-	-	-
Equipment	-	-	-
Capital Outlay	-	-	-
Capital Equipment	-	-	-
Non-Capital Equipment	-	-	-
Debt Service	-	-	-
Cost Allocation & Indirect Costs	-	-	-
Transfers-Out	-	-	-
<b>Non-Appropriated Expenditure Sub-Total:</b>	-	-	-
Non-Lapsing Authority from Prior Years (no entry for BY)	-	-	-
Administrative Adjustments (no entry for BY)	-	-	-
Capital Projects (Land, Bldgs, Improv)	-	-	-
Appropriated 27th Pay Roll	-	-	-
Legislative Fund Transfers	-	-	-
IT Project Transfers	-	-	-
Residual Equity Transfer	-	-	-
Transfer Due to Fund Balance Cap	-	-	-
Prior Committed or Obligated Expenditures (no entry for AY)	-	-	-
Non-Appropriated 27th Pay Roll	-	-	-
<b>Non-Appropriated Expenditure Total:</b>	-	-	-
<b>Non-Appropriated FTE</b>	-	-	-

## Sources and Uses

<b>Agency:</b>	<b>Corporation Commission</b>
----------------	-------------------------------

<b>Fund:</b>	<b>CC3180 Court Ordered Trust Fund</b>
--------------	--

Restitution funds are received from respondents following an order of restitution pertaining to securities law violations. Funds are invested with the State Treasurer in an interest bearing account and distributed periodically to known investor claimants proportionate to their investment amounts.

<b>Cash Flow Summary</b>	<b>FY 2023 Actuals</b>	<b>FY 2024 Estimate</b>	<b>FY 2025 Request</b>
Beginning Balance	6,213.7	6,386.5	6,546.5
Revenue (from Revenue Schedule)	172.8	160.0	160.0
<b>Total Available</b>	<b>6,386.5</b>	<b>6,546.5</b>	<b>6,706.5</b>
Total Appropriated Disbursements	-	-	-
Total Non-Appropriated Disbursements	-	-	-
Balance Forward to Next Year	6,386.5	6,546.5	6,706.5

<b>Appropriated Expenditure</b>	<b>FY 2023 Actuals</b>	<b>FY 2024 Estimate</b>	<b>FY 2025 Request</b>
<b>Expenditure Categories</b>			
Personal Services	-	-	-
Employee Related Expenditures	-	-	-
Professional & Outside Services	-	-	-
Travel In-State	-	-	-
Travel Out-Of-State	-	-	-
Food	-	-	-
Aid To Organizations & Individuals	-	-	-
Other Operating Expenditures	-	-	-
Equipment	-	-	-
Capital Outlay	-	-	-
Capital Equipment	-	-	-
Non-Capital Equipment	-	-	-
Debt Service	-	-	-
Cost Allocation & Indirect Costs	-	-	-
Transfers-Out	-	-	-
<b>Appropriated Expenditure Sub-Total:</b>	-	-	-
Non-Lapsing Authority from Prior Years (no entry for BY)	-	-	-
Administrative Adjustments (no entry for BY)	-	-	-
Capital Projects (Land, Bldgs, Improv)	-	-	-
Appropriated 27th Pay Roll	-	-	-
Legislative Fund Transfers	-	-	-
IT Project Transfers	-	-	-
Residual Equity Transfer	-	-	-

## Sources and Uses

<b>Agency:</b>	<b>Corporation Commission</b>
----------------	-------------------------------

<b>Fund:</b>	<b>CC3180 Court Ordered Trust Fund</b>
--------------	--

Transfer Due to Fund Balance Cap	-	-	-
Prior Committed or Obligated Expenditures (no entry for AY)	-	-	-
Non-Appropriated 27th Pay Roll	-	-	-
<b>Appropriated Expenditure Total:</b>	-	-	-
<b>Appropriated FTE</b>	-	-	-

<b>Non-Appropriated Expenditure</b>
-------------------------------------

	FY 2023 Actuals	FY 2024 Estimate	FY 2025 Request
<b>Expenditure Categories</b>			
Personal Services	-	-	-
Employee Related Expenditures	-	-	-
Professional & Outside Services	-	-	-
Travel In-State	-	-	-
Travel Out-Of-State	-	-	-
Food	-	-	-
Aid To Organizations & Individuals	-	-	-
Other Operating Expenditures	-	-	-
Equipment	-	-	-
Capital Outlay	-	-	-
Capital Equipment	-	-	-
Non-Capital Equipment	-	-	-
Debt Service	-	-	-
Cost Allocation & Indirect Costs	-	-	-
Transfers-Out	-	-	-
<b>Non-Appropriated Expenditure Sub-Total:</b>	-	-	-
Non-Lapsing Authority from Prior Years (no entry for BY)	-	-	-
Administrative Adjustments (no entry for BY)	-	-	-
Capital Projects (Land, Bldgs, Improv)	-	-	-
Appropriated 27th Pay Roll	-	-	-
Legislative Fund Transfers	-	-	-
IT Project Transfers	-	-	-
Residual Equity Transfer	-	-	-
Transfer Due to Fund Balance Cap	-	-	-
Prior Committed or Obligated Expenditures (no entry for AY)	-	-	-
Non-Appropriated 27th Pay Roll	-	-	-
<b>Non-Appropriated Expenditure Total:</b>	-	-	-
<b>Non-Appropriated FTE</b>	-	-	-

## Sources and Uses

<b>Agency:</b>	<b>Corporation Commission</b>
----------------	-------------------------------

<b>Fund:</b>	<b>CC3888 Office of Economic Opportunity Operations Fund</b>
--------------	--

<b>Cash Flow Summary</b>
--------------------------

	FY 2023 Actuals	FY 2024 Estimate	FY 2025 Request
Beginning Balance	402.7	322.8	0.0
Revenue (from Revenue Schedule)	2,286.6	2,348.5	2,398.5
<b>Total Available</b>	<b>2,689.2</b>	<b>2,671.3</b>	<b>2,398.5</b>
Total Appropriated Disbursements	2,366.4	2,671.3	2,348.5
Total Non-Appropriated Disbursements	-	-	-
Balance Forward to Next Year	322.8	0.0	50.0

<b>Appropriated Expenditure</b>
---------------------------------

	FY 2023 Actuals	FY 2024 Estimate	FY 2025 Request
<b>Expenditure Categories</b>			
Personal Services	-	-	-
Employee Related Expenditures	-	-	-
Professional & Outside Services	-	-	-
Travel In-State	-	-	-
Travel Out-Of-State	-	-	-
Food	-	-	-
Aid To Organizations & Individuals	-	-	-
Other Operating Expenditures	-	-	-
Equipment	-	-	-
Capital Outlay	-	-	-
Capital Equipment	-	-	-
Non-Capital Equipment	-	-	-
Debt Service	-	-	-
Cost Allocation & Indirect Costs	-	-	-
Transfers-Out	-	-	-
<b>Appropriated Expenditure Sub-Total:</b>	-	-	-
Non-Lapsing Authority from Prior Years (no entry for BY)	-	-	-
Administrative Adjustments (no entry for BY)	-	-	-
Capital Projects (Land, Bldgs, Improv)	-	-	-
Appropriated 27th Pay Roll	-	-	-
Legislative Fund Transfers	2,366.4	2,671.3	2,348.5
IT Project Transfers	-	-	-
Residual Equity Transfer	-	-	-
Transfer Due to Fund Balance Cap	-	-	-

## Sources and Uses

<b>Agency:</b>	<b>Corporation Commission</b>
----------------	-------------------------------

<b>Fund:</b>	<b>CC3888 Office of Economic Opportunity Operations Fund</b>
--------------	--

Prior Committed or Obligated Expenditures (no entry for AY)	-	-	-
Non-Appropriated 27th Pay Roll	-	-	-
<b>Appropriated Expenditure Total:</b>	2,366.4	2,671.3	2,348.5
<b>Appropriated FTE</b>	-	-	-

<b>Non-Appropriated Expenditure</b>
-------------------------------------

	FY 2023 Actuals	FY 2024 Estimate	FY 2025 Request
<b>Expenditure Categories</b>			
Personal Services	-	-	-
Employee Related Expenditures	-	-	-
Professional & Outside Services	-	-	-
Travel In-State	-	-	-
Travel Out-Of-State	-	-	-
Food	-	-	-
Aid To Organizations & Individuals	-	-	-
Other Operating Expenditures	-	-	-
Equipment	-	-	-
Capital Outlay	-	-	-
Capital Equipment	-	-	-
Non-Capital Equipment	-	-	-
Debt Service	-	-	-
Cost Allocation & Indirect Costs	-	-	-
Transfers-Out	-	-	-
<b>Non-Appropriated Expenditure Sub-Total:</b>	-	-	-
Non-Lapsing Authority from Prior Years (no entry for BY)	-	-	-
Administrative Adjustments (no entry for BY)	-	-	-
Capital Projects (Land, Bldgs, Improv)	-	-	-
Appropriated 27th Pay Roll	-	-	-
Legislative Fund Transfers	-	-	-
IT Project Transfers	-	-	-
Residual Equity Transfer	-	-	-
Transfer Due to Fund Balance Cap	-	-	-
Prior Committed or Obligated Expenditures (no entry for AY)	-	-	-
Non-Appropriated 27th Pay Roll	-	-	-
<b>Non-Appropriated Expenditure Total:</b>	-	-	-
<b>Non-Appropriated FTE</b>	-	-	-

## Sources and Uses

<b>Agency:</b>	<b>Corporation Commission</b>
----------------	-------------------------------

<b>Fund:</b>	<b>CC9000 Indirect Cost Recovery Fund</b>
--------------	---

A clearing account used for the payment of administrative expenditures not directly attributable to any one program, but associated with federal grant monies and other non-appropriated funds.

<b>Cash Flow Summary</b>	<b>FY 2023 Actuals</b>	<b>FY 2024 Estimate</b>	<b>FY 2025 Request</b>
Beginning Balance	-	-	-
Revenue (from Revenue Schedule)	-	-	-
<b>Total Available</b>	-	-	-
Total Appropriated Disbursements	-	-	-
Total Non-Appropriated Disbursements	-	-	-
Balance Forward to Next Year	-	-	-

<b>Appropriated Expenditure</b>	<b>FY 2023 Actuals</b>	<b>FY 2024 Estimate</b>	<b>FY 2025 Request</b>
<b>Expenditure Categories</b>			
Personal Services	-	-	-
Employee Related Expenditures	-	-	-
Professional & Outside Services	-	-	-
Travel In-State	-	-	-
Travel Out-Of-State	-	-	-
Food	-	-	-
Aid To Organizations & Individuals	-	-	-
Other Operating Expenditures	-	-	-
Equipment	-	-	-
Capital Outlay	-	-	-
Capital Equipment	-	-	-
Non-Capital Equipment	-	-	-
Debt Service	-	-	-
Cost Allocation & Indirect Costs	-	-	-
Transfers-Out	-	-	-
<b>Appropriated Expenditure Sub-Total:</b>	-	-	-
Non-Lapsing Authority from Prior Years (no entry for BY)	-	-	-
Administrative Adjustments (no entry for BY)	-	-	-
Capital Projects (Land, Bldgs, Improv)	-	-	-
Appropriated 27th Pay Roll	-	-	-
Legislative Fund Transfers	-	-	-
IT Project Transfers	-	-	-
Residual Equity Transfer	-	-	-

## Sources and Uses

<b>Agency:</b>	<b>Corporation Commission</b>
----------------	-------------------------------

<b>Fund:</b>	<b>CC9000 Indirect Cost Recovery Fund</b>
--------------	---

Transfer Due to Fund Balance Cap	-	-	-
Prior Committed or Obligated Expenditures (no entry for AY)	-	-	-
Non-Appropriated 27th Pay Roll	-	-	-
<b>Appropriated Expenditure Total:</b>	-	-	-
<b>Appropriated FTE</b>	-	-	-

<b>Non-Appropriated Expenditure</b>
-------------------------------------

	FY 2023 Actuals	FY 2024 Estimate	FY 2025 Request
<b>Expenditure Categories</b>			
Personal Services	-	-	-
Employee Related Expenditures	-	-	-
Professional & Outside Services	-	-	-
Travel In-State	-	-	-
Travel Out-Of-State	-	-	-
Food	-	-	-
Aid To Organizations & Individuals	-	-	-
Other Operating Expenditures	-	-	-
Equipment	-	-	-
Capital Outlay	-	-	-
Capital Equipment	-	-	-
Non-Capital Equipment	-	-	-
Debt Service	-	-	-
Cost Allocation & Indirect Costs	-	-	-
Transfers-Out	-	-	-
<b>Non-Appropriated Expenditure Sub-Total:</b>	-	-	-
Non-Lapsing Authority from Prior Years (no entry for BY)	-	-	-
Administrative Adjustments (no entry for BY)	-	-	-
Capital Projects (Land, Bldgs, Improv)	-	-	-
Appropriated 27th Pay Roll	-	-	-
Legislative Fund Transfers	-	-	-
IT Project Transfers	-	-	-
Residual Equity Transfer	-	-	-
Transfer Due to Fund Balance Cap	-	-	-
Prior Committed or Obligated Expenditures (no entry for AY)	-	-	-
Non-Appropriated 27th Pay Roll	-	-	-
<b>Non-Appropriated Expenditure Total:</b>	-	-	-
<b>Non-Appropriated FTE</b>	-	-	-

## Funding Issue List

**Agency:** Corporation Commission

FY 2025

Priority	Funding Issue Title	Total FTE	Total Amount	General Fund	Other Appropriated Funds	Non- Appropriated Funds
1	\$1.2M Permanent Funding for New Employees	-	1,200.0	-	1,200.0	-
2	\$1M - 3% Salary Increases	-	1,000.0	50.0	950.0	-
3	FY24 \$1.2M One-time Reversal	-	(1,200.0)	-	(1,200.0)	-
<b>Total:</b>		-	<b>1,000.0</b>	<b>50.0</b>	<b>950.0</b>	-



## Funding Issue Detail

**Agency:** Corporation Commission

**Issue:** 1 \$1.2M Permanent Funding for New Employees

**Calculated ERE:**  
**Uniform Allowance:**

**Program:** Administration  
**Fund:** CC2172 Utility Regulation Revolving Fund (Appropriated)

Expenditure Categories	FY 2025
7000 Other Operating Expenditures	400.0
<b>Program/Fund Total:</b>	<b>400.0</b>

**Program:** Administration  
**Fund:** CC2264 Securities Regulatory and Enforcement Fund (Appropriated)

Expenditure Categories	FY 2025
7000 Other Operating Expenditures	400.0
<b>Program/Fund Total:</b>	<b>400.0</b>

**Program:** Administration  
**Fund:** CC2333 Public Access Fund (Appropriated)

Expenditure Categories	FY 2025
7000 Other Operating Expenditures	400.0
<b>Program/Fund Total:</b>	<b>400.0</b>

**Issue:** 2 \$1M - 3% Salary Increases

**Calculated ERE:**  
**Uniform Allowance:**

**Program:** Administration  
**Fund:** AA1000 General Fund (Appropriated)

Expenditure Categories	FY 2025
<b>Program/Fund Total:</b>	<b>-</b>

## Funding Issue Detail

**Agency:** Corporation Commission

**Issue:** 2 \$1M - 3% Salary Increases

**Program:** Administration  
**Fund:** CC2172 Utility Regulation Revolving Fund (Appropriated)

	<b>Expenditure Categories</b>	<b>FY 2025</b>
6000	Personal Services	304.0
6100	Employee Related Expenditures	121.0
	<b>Subtotal Personal Services and ERE</b>	<b>425.0</b>
	<b>Program/Fund Total:</b>	<b>425.0</b>

**Program:** Administration  
**Fund:** CC2264 Securities Regulatory and Enforcement Fund (Appropriated)

	<b>Expenditure Categories</b>	<b>FY 2025</b>
6000	Personal Services	179.0
6100	Employee Related Expenditures	71.0
	<b>Subtotal Personal Services and ERE</b>	<b>250.0</b>
	<b>Program/Fund Total:</b>	<b>250.0</b>

**Program:** Administration  
**Fund:** CC2333 Public Access Fund (Appropriated)

	<b>Expenditure Categories</b>	<b>FY 2025</b>
6000	Personal Services	143.0
6100	Employee Related Expenditures	57.0
	<b>Subtotal Personal Services and ERE</b>	<b>200.0</b>
	<b>Program/Fund Total:</b>	<b>200.0</b>

**Program:** Securities  
**Fund:** CC2404 Securities Investment Management Fund (Appropriated)

	<b>Expenditure Categories</b>	<b>FY 2025</b>
6000	Personal Services	54.0
6100	Employee Related Expenditures	21.0
	<b>Subtotal Personal Services and ERE</b>	<b>75.0</b>
	<b>Program/Fund Total:</b>	<b>75.0</b>

## Funding Issue Detail

**Agency:** Corporation Commission

**Issue:** 2 \$1M - 3% Salary Increases

**Program:** Railroad Safety  
**Fund:** AA1000 General Fund (Appropriated)

	Expenditure Categories	FY 2025
6000	Personal Services	36.0
6100	Employee Related Expenditures	14.0
	<b>Subtotal Personal Services and ERE</b>	<b>50.0</b>
	<b>Program/Fund Total:</b>	<b>50.0</b>

**Issue:** 3 FY24 \$1.2M One-time Reversal

**Calculated ERE:**  
**Uniform Allowance:**

**Program:** Administration  
**Fund:** CC2172 Utility Regulation Revolving Fund (Appropriated)

	Expenditure Categories	FY 2025
7000	Other Operating Expenditures	(400.0)
	<b>Program/Fund Total:</b>	<b>(400.0)</b>

**Program:** Administration  
**Fund:** CC2264 Securities Regulatory and Enforcement Fund (Appropriated)

	Expenditure Categories	FY 2025
7000	Other Operating Expenditures	(400.0)
	<b>Program/Fund Total:</b>	<b>(400.0)</b>

**Program:** Administration  
**Fund:** CC2333 Public Access Fund (Appropriated)

	Expenditure Categories	FY 2025
7000	Other Operating Expenditures	(400.0)
	<b>Program/Fund Total:</b>	<b>(400.0)</b>

# Funding Issue Narrative

**Agency:** Corporation Commission

**Issue:** 1 **\$1.2M Permanent Funding for New Employees**

**Description of Issue:** An aging workforce challenges the Arizona Corporation Commission (ACC). As of July 2023, 26.5% of ACC staff are eligible to retire at any time; within the next three years, that percentage will jump to 32.8%, and in five years, it will be 40%. Like most State agencies, keeping salaries within current market ranges and competitive to attract the next generation of public sector employees is an ongoing challenge. With the much-needed statewide salary increases in FY23 and the FY24 ACC budget increase for additional salary adjustments and staff, we are still experiencing a 20% turnover rate in staffing. As staff leave, they take institutional knowledge, years of experience and training with them.

Recruiting and hiring for a position takes 3-6 months. Many jobs require specialty training, some taking up to 3 years. Below are several examples of the types of training/certifications required and in what division these positions are needed.

#### Safety Division

On top of the required five (5) years, minimum, of railroad industry experience in one of the six disciplines available, the Commission requires our inspectors to attend and pass the FRA certification program within a year of accepting the job. Each discipline has its own FRA certification. The inspector must have the required railroad experience as a "Journeyman" to obtain the certification. Then the inspector completes a combination of guided on-the-job-training (OJT) with certified inspectors and must attend and graduate from a "Fundamentals" class in their discipline, which gives an overview of the discipline's regulations, inspection techniques, an overview of transportation law, report and violation writing, etc. Once the inspector attends and successfully graduates from their Fundamentals class and their OJT, the FRA will certify them as an FRA Certified Inspector. The FRA requires annual re-certification via Annual Recurrency training.

Pipeline Safety Inspectors are required to complete training through the Pipeline and Hazardous Materials Safety Administration (PHMSA) Training and Qualification center. This training is required on top of any other pipeline experience the individual has through education and/or work experience. It takes approximately 3 to 5 years to develop and train a pipeline inspector. In addition to this required training we have specialized fields where inspection of welding of steel pipelines must be completed. The specialized training from the American Welding Society (AWS) will enable the Pipeline Safety Inspectors to perform these inspections as a certified welding inspector.

Also, Pipeline Safety Inspectors perform coating inspections on steel pipelines, the specialized training from the NACE International Institute (NII). The training provided by NII promotes public safety and protects the environment while reducing the environmental economic impact of corrosion. This will enable Pipeline Inspectors to receive a NACE Level 1 and 2 certification.

The cost of both AWS and NACE training courses varies between \$3,000 and \$5,000 each.

Once this training is completed, PHMSA requires that we keep up with any new regulations and technologies which may require further training.

#### Utilities/Legal/Hearing Divisions

NARUC Rate School is an intensive 1-week course that takes the participants through a hypothetical rate case. The cost per employee can range from \$3,000 to \$6,000, depending on the training location. This training is required for most staff within these divisions because it provides a perspective on how rate-making is done in other jurisdictions and is supplemented by in-house training.

All attorneys and Administrative Law Judges(ALJ) must be State Bar of Arizona members. We do not pay for the bar exam, but we pay the bar dues every year. We also have attorneys who become members of the U.S. District Court for Arizona. In addition, the attorneys have Continuing Legal Education (CLE) obligations of 15 hours a year to maintain their license to practice law in Arizona.

#### Securities Division

All attorneys in this division must be State Bar of Arizona members. We do not pay for the bar exam, but we pay the bar dues every year. We have AZPost-certified investigators. In addition, we have accounting staff that obtains the Certified Fraud Examiner (CFE) or the Certified Public Accountant (CPA) designations.

#### Corporations Division

What makes our positions within the Corporation division specialized is the requirement to learn, understand and interpret statutes. Every section has to learn the statutory provisions that govern LLCs and Corps. The Examination section uses the statutes the most and has the most occasion to interpret. Initial Processing Services (IPS) and Examinations must also learn how to scan documents. For Examinations, they learn one document type at a time until they are self-sufficient, which can take up to 6 months to complete. For the

# Funding Issue Narrative

**Agency:** Corporation Commission

**Issue:** 1 **\$1.2M Permanent Funding for New Employees**

Customer Contact Center and IPS, usually within two months. IPS is like Examinations in that they learn to enter one document type at a time, but the process is quicker since no examination is involved.

Information Technology Division

As technology evolved exponentially, our IT division staff require significant yearly training. Training includes security controls, application development and coding, web development, change management, and project management. Our IT division also is responsible for broadcasting our open meetings, hearings, and rate cases. The training for this specialized equipment, video production, and host applications cannot go unmentioned.

In FY2024, the ACC received one-time funding of \$1,200,000 to supply new employees with equipment and training. However, these specialized positions require ongoing annual training and certification C.P.E. credits. Additionally, the ACC rotates out I.T. equipment on a three-year cycle, and other short-lived tangible goods such as task chairs, shredders, accounting/statistical calculators, and cell phones are required at regular intervals. Funding FTEs and the training and equipment associated with those FTEs takes ongoing and continuing funding.

**Proposal:** The ACC is asking for permanent funding in the amount of \$1,200,000 to cover the continuous and ongoing costs associated with hiring and retaining employees.

This funding request will not impact the State's General Fund.

**Alternatives Considered:** N/A

**Impact of Not Funding This Year:** The impact of not permanently funding the ACC with these continuous and ongoing expenses associated with hiring and retaining new employees results in the un-success of ACC's goals for FY2024 and future fiscal years. Until FY2024, the Commission had been operating with a flat budget for the last decade, which has had a detrimental effect on hiring and retaining qualified employees who enable the Commission to carry on its constitutional and statutory obligations to the people of Arizona. Eliminating this new funding in FY2025 will force the ACC to cannibalize vacant positions to fund critical training, certifications, and equipment for current employees, as we have done in the past. Thus, increasing the number of unfunded vacant positions that the ACC, OSPB, and JLBC worked so hard to get funding for in FY2024.

A significant consequence of being understaffed and under-resourced is that Arizona ranks in the bottom tier nationally in processing utility rate cases. As of FY2023, it took fifty percent longer to process a rate case in Arizona, resulting in delays in building new generations and replacing critical infrastructure, driving up costs and further destabilizing our regulatory and investment climate. FY2024 is our year to turn these statistics around, and we will need this ongoing and continuous funding to maintain this new and improved ACC.

**Statutory Reference:** A.R.S. 40-408: Utility Revolving Fund; A.R.S. 10-122.01: Public Access Fund; A.R.S. 44-2039: Securities Regulatory Fund

**Equipment to be Purchased (if applicable):**

**Classification of New Positions:**

**Annualization(s):** Permanent \$1.2M in total funding for the following funds:

Public Access Fund - Ops: \$400,000

Sec. Regulatory Fund: \$400,000

Utility Revolving Fund: \$400,000

**Alignment with Agency's Strategic Plan or Statutory Responsibilities:**

Timely but thorough responses to Commission inquiries, fraud investigations, and business filings

Workshop scheduling and coordination of the development of rules, policies, and guidelines,

Meeting assignment processing timelines for numerous categories of approval requests, which will include:

- o Rate case filings
- o Financing applications
- o Purchased power adjustor filings
- o Other rate adjustor approval requests
- o Energy-efficiency cost-recovery filings

# Funding Issue Narrative

**Agency:** Corporation Commission

**Issue:** 1 **\$1.2M Permanent Funding for New Employees**

- o Resource planning
- o Net metering and avoided cost recovery filings
- o Telecom tariff filings
- o CC&N approval requests
- o Compliance checks
- o Review of annual reports

**Issue:** 2 **\$1M - 3% Salary Increases**

**Description of Issue:** With the Commission's operating budget remaining flat for over a decade, the agency has much ground to cover to correct salary discrepancies and take care of our outstanding employees. The state-wide adjustments in fiscal year 2023 were a great start. In fiscal year 2024, the ACC secured additional funding to revitalize the classifications and compensation for many of our positions. The Commission made significant in-grade adjustments to the majority of our staff, and fully funded our appropriated 301 positions.

The Commission has had a 20% turnover rate the last couple of years. Many employees are leaving for higher paying jobs in the Industry, County, City and even other State jobs. Also, nearly 26% of our current staff are eligible to retire now. Within the next 5 years that number increases to 40%.

**Proposal:** The Commission is asking for \$1,000,000 to help retain and reward high performing employees. This will allow the Commission to provide additional salary adjustments and increases to staff that exceed expectations. This amount will cover 3-5% increases for commission employees and the ERE increases associated. The Commission would follow the same ADOA HR guidelines used in 2023 and 2024.

We propose the breakdown of the \$1,000,000 to come from the following funds:

Utility Revolving Fund (URRF)- \$425k,  
Sec. Revolving Fund (SREF) - \$250k,  
Public Access Fund (PAF) - \$200k,  
Investment Management Fund (IMF) - \$75k,  
General Fund - \$50k

Divisions covered by URRF: Commissioners Wing, Admin/Exec Dir, Info Tech, Legal, Hearing, Pipeline Safety, and Utilities.

Divisions covered by SREF: Securities, Admin/Exec Dir, Info Tech, Hearing

Divisions covered by PAF: Corporations, Admin/Exec Dir, Info Tech, and Legal.

Division covered by IMF: Securities

Division covered by General Fund: Railroad Safety

**Alternatives Considered:** Alternatives to receiving this appropriation increase include the cannibalization of open vacant positions to fund these salary increases. Thus lowering our ability to higher these vacant positions in the future.

**Impact of Not Funding This Year:** A significant consequence of being understaffed and under-resourced is that Arizona ranks in the bottom tier nationally in processing utility rate cases. In addition, processing time for business filings will continue to rise, and wait times for the call center will increase drastically. We have a \$7M major IT project for the eCorp system underway, and we will need seasoned staff to ensure this project is completed on time and within budget. As staff leave, they take with them institutional knowledge. Many positions require specialty training which can take up to 3 years. Lastly, having the ability to increase salaries regularly instead of intermittently will provide for increased employee retention. By continuing to reward outstanding work performance, morale goes up, and staff resignations go down.

**Statutory Reference:** A.R.S. 44-2039: Securities Regulatory Fund; A.R.S. 10-122.01: Public Access Fund; A.R.S. 40-408: Utility Regulatory Fund; A.R.S. 44-3298: Investment Management Fund; A.R.S. §§ 40-202, 40-203, 40-204, 40-336 and 40-441; 14 A.A.C. 5

**Equipment to be Purchased (if applicable):**

**Classification of New Positions:**

**Annualization(s):** We propose the breakdown of the \$1,000,000 to come from the following funds:

Utility Revolving Fund (URRF)- \$425k,

## Funding Issue Narrative

**Agency:** Corporation Commission

**Issue:** 2 \$1M - 3% Salary Increases

Sec. Revolving Fund (SREF) - \$250k,  
Public Access Fund (PAF) - \$200k,  
Investment Management Fund (IMF) - \$75k,  
General Fund - \$50k

**Alignment with  
Agency's Strategic  
Plan or Statutory  
Responsibilities:**

Decreased turnover rate throughout the agency

Timely but thorough responses to Commission inquiries, fraud investigations, and business filings

Workshop scheduling and coordination of the development of rules, policies, and guidelines,

Meeting assignment processing timelines for numerous categories of approval requests, which will include:

- o Rate case filings
- o Financing applications
- o Purchased power adjustor filings
- o Other rate adjustor approval requests
- o Energy-efficiency cost-recovery filings
- o Resource planning
- o Net metering and avoided cost recovery filings
- o Telecom tariff filings
- o CC&N approval requests
- o Compliance checks
- o Review of annual reports

**Issue:** 3 FY24 \$1.2M One-time Reversal

**Description of Issue:** Administrative only: This issue is to reverse the FY24 appropriations that total \$1.2M to correct FY25 and FY26 projections.

**Proposal:** Administrative only: This issue is to reverse the FY24 appropriations that total \$1.2M to correct FY25 and FY26 projections.

**Alternatives Considered:** Administrative only: This issue is to reverse the FY24 appropriations that total \$1.2M to correct FY25 and FY26 projections.

**Impact of Not Funding This Year:** Administrative only: This issue is to reverse the FY24 appropriations that total \$1.2M to correct FY25 and FY26 projections.

**Statutory Reference:**

**Equipment to be Purchased (if applicable):**

**Classification of New Positions:**

**Annualization(s):**

**Alignment with  
Agency's Strategic  
Plan or Statutory  
Responsibilities:**

## Summary of Expenditure and Budget Request for All Funds

**Agency:** Corporation Commission

<b>Appropriated Funds</b>	<b>FY 2023 Actuals</b>	<b>FY 2024 Expenditure Plan</b>	<b>FY 2025 Funding Issue</b>	<b>FY 2025 Total Request</b>
<b>Program:</b>				
CCA-1-0 Administration	4,877.5	6,637.3	875.0	7,512.3
CCA-2-0 Hearings	2,393.7	2,824.7	-	2,824.7
CCA-3-0 Corporations	3,251.9	4,458.9	-	4,458.9
CCA-4-0 Securities	5,118.0	6,214.4	75.0	6,289.4
CCA-5-0 Railroad Safety	975.7	1,513.4	50.0	1,563.4
CCA-6-0 Pipeline Safety	112.2	-	-	-
CCA-7-0 Utilities	5,604.7	8,132.9	-	8,132.9
CCA-8-0 Legal	2,031.2	2,324.1	-	2,324.1
CCA-9-0 Information Technology	3,404.2	4,922.1	-	4,922.1
<b>Appropriated Funds Total:</b>	<b>27,769.2</b>	<b>37,027.8</b>	<b>1,000.0</b>	<b>38,027.8</b>
<b>Expenditure Categories</b>				
FTE	237.0	281.9	-	281.9
Personal Services	16,923.2	22,006.1	716.0	22,722.1
Employee Related Expenditures	6,664.0	8,712.7	284.0	8,996.7
<b>Subtotal Personal Services and ERE</b>	<b>23,587.2</b>	<b>30,718.8</b>	<b>1,000.0</b>	<b>31,718.8</b>
Professional & Outside Services	939.3	1,554.5	-	1,554.5
Travel In-State	170.5	282.9	-	282.9
Travel Out-Of-State	109.8	318.5	-	318.5
Food	1.8	-	-	-
Other Operating Expenditures	2,685.2	3,971.5	-	3,971.5
Capital Equipment	93.4	20.0	-	20.0
Non-Capital Equipment	134.6	161.6	-	161.6
Transfers-Out	47.4	-	-	-
<b>Expenditure Categories Total:</b>	<b>27,769.2</b>	<b>37,027.8</b>	<b>1,000.0</b>	<b>38,027.8</b>



## Summary of Expenditure and Budget Request for All Funds

**Agency:** Corporation Commission

<b>Non-Appropriated</b>		<b>FY 2023 Actuals</b>	<b>FY 2024 Expenditure Plan</b>	<b>FY 2025 Funding Issue</b>	<b>FY 2025 Total Request</b>
<b>Program:</b>					
CCA-1-0	Administration	1,858.9	1,002.8	-	1,002.8
CCA-3-0	Corporations	63.7	3,500.0	-	3,500.0
CCA-5-0	Railroad Safety	33.6	14.2	-	14.2
CCA-6-0	Pipeline Safety	426.5	3,194.5	-	3,194.5
CCA-7-0	Utilities	48.1	49.5	-	49.5
CCA-9-0	Information Technology	23.6	255.0	-	255.0
<b>Non-Appropriated Total:</b>		<b>2,454.5</b>	<b>8,016.0</b>	<b>-</b>	<b>8,016.0</b>
<b>Expenditure Categories</b>					
	FTE	18.0	19.7	-	19.7
	Personal Services	307.3	1,703.7	-	1,703.7
	Employee Related Expenditures	149.4	675.8	-	675.8
	<b>Subtotal Personal Services and ERE</b>	<b>456.7</b>	<b>2,379.5</b>	<b>-</b>	<b>2,379.5</b>
	Professional & Outside Services	666.0	4,232.5	-	4,232.5
	Travel In-State	112.9	309.5	-	309.5
	Travel Out-Of-State	76.4	73.0	-	73.0
	Food	-	-	-	-
	Other Operating Expenditures	882.9	313.2	-	313.2
	Capital Equipment	-	265.0	-	265.0
	Non-Capital Equipment	7.0	26.9	-	26.9
	Transfers-Out	252.5	416.4	-	416.4
	<b>Expenditure Categories Total:</b>	<b>2,454.5</b>	<b>8,016.0</b>	<b>-</b>	<b>8,016.0</b>
<b>Corporation Commission Total for All Funds:</b>		<b>30,223.7</b>	<b>45,043.8</b>	<b>1,000.0</b>	<b>46,043.8</b>

<b>Appropriated and Non-Appropriated</b>		<b>FY 2023 Actuals</b>	<b>FY 2024 Expenditure Plan</b>	<b>FY 2024 Funding Issue</b>	<b>FY 2025 Total Request</b>
CCA-1-0	Administration	6,736.4	7,640.1	875.0	8,515.1
CCA-2-0	Hearings	2,393.7	2,824.7	-	2,824.7
CCA-3-0	Corporations	3,315.6	7,958.9	-	7,958.9
CCA-4-0	Securities	5,118.0	6,214.4	75.0	6,289.4
CCA-5-0	Railroad Safety	1,009.3	1,527.6	50.0	1,577.6
CCA-6-0	Pipeline Safety	538.8	3,194.5	-	3,194.5
CCA-7-0	Utilities	5,652.9	8,182.4	-	8,182.4

## Summary of Expenditure and Budget Request for All Funds

<b>Agency:</b>	<b>Corporation Commission</b>			
CCA-8-0 Legal	2,031.2	2,324.1	-	2,324.1
CCA-9-0 Information Technology	3,427.8	5,177.1	-	5,177.1
<b>Corporation Commission Total for All Funds:</b>	<b>30,223.7</b>	<b>45,043.8</b>	<b>1,000.0</b>	<b>46,043.8</b>

## Summary of Expenditure and Budget Request for Selected Funds

<b>Agency:</b>	<b>Corporation Commission</b>
----------------	-------------------------------

<b>Fund:</b>	<b>AA1000 General Fund (Appropriated)</b>
--------------	---

	FY 2023 Actuals	FY 2024 Expenditure Plan	FY 2025 Funding Issue	FY 2025 Total Request
<b>Program:</b>				
CCA-1-0 Administration	12.8	5.3	-	5.3
CCA-5-0 Railroad Safety	743.6	793.6	50.0	843.6
<b>General Fund (Appropriated) Summary Total:</b>	<b>756.4</b>	<b>798.9</b>	<b>50.0</b>	<b>848.9</b>
<b>Expenditure Categories</b>				
FTE	8.0	6.3	-	6.3
Personal Services	507.2	553.0	36.0	589.0
Employee Related Expenditures	233.2	240.6	14.0	254.6
<b>Subtotal Personal Services and ERE</b>	<b>740.4</b>	<b>793.6</b>	<b>50.0</b>	<b>843.6</b>
Professional & Outside Services	-	-	-	-
Travel In-State	2.3	-	-	-
Travel Out-Of-State	1.0	-	-	-
Food	-	-	-	-
Other Operating Expenditures	12.8	5.3	-	5.3
Capital Equipment	-	-	-	-
Non-Capital Equipment	-	-	-	-
Transfers-Out	-	-	-	-
<b>Expenditure Categories Total:</b>	<b>756.4</b>	<b>798.9</b>	<b>50.0</b>	<b>848.9</b>

## Summary of Expenditure and Budget Request for Selected Funds

<b>Agency:</b>	<b>Corporation Commission</b>
----------------	-------------------------------

<b>Fund:</b>	<b>CC2000 Federal Grants Fund (Non-Appropriated)</b>
--------------	--

	FY 2023 Actuals	FY 2024 Expenditure Plan	FY 2025 Funding Issue	FY 2025 Total Request
<b>Program:</b>				
CCA-1-0 Administration	1,018.2	67.3	-	67.3
CCA-3-0 Corporations	63.7	-	-	-
CCA-5-0 Railroad Safety	33.6	14.2	-	14.2
CCA-6-0 Pipeline Safety	426.5	3,194.5	-	3,194.5
CCA-9-0 Information Technology	23.6	255.0	-	255.0
<b>Federal Grants Fund (Non-Appropriated) Summary Total:</b>	<b>1,565.7</b>	<b>3,531.0</b>	-	<b>3,531.0</b>
<b>Expenditure Categories</b>				
FTE	18.0	19.7	-	19.7
Personal Services	143.9	1,628.2	-	1,628.2
Employee Related Expenditures	94.8	655.6	-	655.6
<b>Subtotal Personal Services and ERE</b>	<b>238.7</b>	<b>2,283.8</b>	-	<b>2,283.8</b>
Professional & Outside Services	6.7	3.7	-	3.7
Travel In-State	103.1	299.5	-	299.5
Travel Out-Of-State	76.4	73.0	-	73.0
Food	-	-	-	-
Other Operating Expenditures	881.3	162.7	-	162.7
Capital Equipment	-	265.0	-	265.0
Non-Capital Equipment	7.0	26.9	-	26.9
Transfers-Out	252.5	416.4	-	416.4
<b>Expenditure Categories Total:</b>	<b>1,565.7</b>	<b>3,531.0</b>	-	<b>3,531.0</b>

## Summary of Expenditure and Budget Request for Selected Funds

<b>Agency:</b>	<b>Corporation Commission</b>
----------------	-------------------------------

<b>Fund:</b>	<b>CC2076 Utility Siting Fund (Non-Appropriated)</b>
--------------	--

	FY 2023 Actuals	FY 2024 Expenditure Plan	FY 2025 Funding Issue	FY 2025 Total Request
<b>Program:</b>				
CCA-7-0 Utilities	48.1	49.5	-	49.5
<b>Utility Siting Fund (Non-Appropriated) Summary Total:</b>	<b>48.1</b>	<b>49.5</b>	-	<b>49.5</b>
<b>Expenditure Categories</b>				
FTE	-	-	-	-
Personal Services	34.7	35.0	-	35.0
Employee Related Expenditures	3.2	4.0	-	4.0
<b>Subtotal Personal Services and ERE</b>	<b>37.9</b>	<b>39.0</b>	-	<b>39.0</b>
Professional & Outside Services	-	-	-	-
Travel In-State	9.8	10.0	-	10.0
Travel Out-Of-State	-	-	-	-
Food	-	-	-	-
Other Operating Expenditures	0.5	0.5	-	0.5
Capital Equipment	-	-	-	-
Non-Capital Equipment	-	-	-	-
Transfers-Out	-	-	-	-
<b>Expenditure Categories Total:</b>	<b>48.1</b>	<b>49.5</b>	-	<b>49.5</b>

## Summary of Expenditure and Budget Request for Selected Funds

<b>Agency:</b>	<b>Corporation Commission</b>
----------------	-------------------------------

<b>Fund:</b>	<b>CC2172 Utility Regulation Revolving Fund (Appropriated)</b>
--------------	--

	FY 2023 Actuals	FY 2024 Expenditure Plan	FY 2025 Funding Issue	FY 2025 Total Request
<b>Program:</b>				
CCA-1-0 Administration	3,090.0	4,546.5	425.0	4,971.5
CCA-2-0 Hearings	2,393.7	2,824.7	-	2,824.7
CCA-5-0 Railroad Safety	232.1	719.8	-	719.8
CCA-6-0 Pipeline Safety	112.2	-	-	-
CCA-7-0 Utilities	5,604.7	8,132.9	-	8,132.9
CCA-8-0 Legal	2,031.2	2,324.1	-	2,324.1
CCA-9-0 Information Technology	1,216.9	224.1	-	224.1
<b>Utility Regulation Revolving Fund (Appropriated) Summary Total:</b>	<b>14,680.9</b>	<b>18,772.1</b>	<b>425.0</b>	<b>19,197.1</b>
<b>Expenditure Categories</b>				
FTE	125.5	136.6	-	136.6
Personal Services	9,845.1	11,547.7	304.0	11,851.7
Employee Related Expenditures	3,729.9	4,594.6	121.0	4,715.6
<b>Subtotal Personal Services and ERE</b>	<b>13,575.0</b>	<b>16,142.3</b>	<b>425.0</b>	<b>16,567.3</b>
Professional & Outside Services	127.7	539.9	-	539.9
Travel In-State	161.8	268.4	-	268.4
Travel Out-Of-State	93.9	282.0	-	282.0
Food	1.8	-	-	-
Other Operating Expenditures	680.0	1,538.5	-	1,538.5
Capital Equipment	-	-	-	-
Non-Capital Equipment	9.1	1.0	-	1.0
Transfers-Out	31.6	-	-	-
<b>Expenditure Categories Total:</b>	<b>14,680.9</b>	<b>18,772.1</b>	<b>425.0</b>	<b>19,197.1</b>

## Summary of Expenditure and Budget Request for Selected Funds

<b>Agency:</b>	<b>Corporation Commission</b>
----------------	-------------------------------

<b>Fund:</b>	<b>CC2264 Securities Regulatory and Enforcement Fund (Appropriated)</b>
--------------	---

	FY 2023 Actuals	FY 2024 Expenditure Plan	FY 2025 Funding Issue	FY 2025 Total Request
<b>Program:</b>				
CCA-1-0 Administration	873.8	1,464.0	250.0	1,714.0
CCA-4-0 Securities	4,420.0	4,926.3	-	4,926.3
CCA-9-0 Information Technology	-	1,282.2	-	1,282.2
<b>Securities Regulatory and Enforcement Fund (Appropriated) Summary Total:</b>	<b>5,293.7</b>	<b>7,672.5</b>	<b>250.0</b>	<b>7,922.5</b>
<b>Expenditure Categories</b>				
FTE	40.0	49.7	-	49.7
Personal Services	3,153.2	4,405.1	179.0	4,584.1
Employee Related Expenditures	1,298.2	1,677.3	71.0	1,748.3
<b>Subtotal Personal Services and ERE</b>	<b>4,451.5</b>	<b>6,082.4</b>	<b>250.0</b>	<b>6,332.4</b>
Professional & Outside Services	86.5	405.5	-	405.5
Travel In-State	6.0	11.0	-	11.0
Travel Out-Of-State	11.7	20.0	-	20.0
Food	-	-	-	-
Other Operating Expenditures	720.2	973.0	-	973.0
Capital Equipment	-	20.0	-	20.0
Non-Capital Equipment	4.8	160.6	-	160.6
Transfers-Out	12.9	-	-	-
<b>Expenditure Categories Total:</b>	<b>5,293.7</b>	<b>7,672.5</b>	<b>250.0</b>	<b>7,922.5</b>

## Summary of Expenditure and Budget Request for Selected Funds

<b>Agency:</b>	<b>Corporation Commission</b>
----------------	-------------------------------

<b>Fund:</b>	<b>CC2333 Public Access Fund (Appropriated)</b>
--------------	---

	FY 2023 Actuals	FY 2024 Expenditure Plan	FY 2025 Funding Issue	FY 2025 Total Request
<b>Program:</b>				
CCA-1-0 Administration	840.1	546.2	200.0	746.2
CCA-3-0 Corporations	3,200.2	4,458.9	-	4,458.9
CCA-9-0 Information Technology	2,187.3	3,415.8	-	3,415.8
<b>Public Access Fund (Appropriated) Summary Total:</b>	<b>6,227.6</b>	<b>8,420.9</b>	<b>200.0</b>	<b>8,620.9</b>
<b>Expenditure Categories</b>				
FTE	52.5	73.7	-	73.7
Personal Services	2,925.1	4,536.4	143.0	4,679.4
Employee Related Expenditures	1,145.5	1,821.7	57.0	1,878.7
<b>Subtotal Personal Services and ERE</b>	<b>4,070.6</b>	<b>6,358.1</b>	<b>200.0</b>	<b>6,558.1</b>
Professional & Outside Services	725.1	609.1	-	609.1
Travel In-State	0.4	3.5	-	3.5
Travel Out-Of-State	3.2	16.5	-	16.5
Food	-	-	-	-
Other Operating Expenditures	1,211.4	1,433.7	-	1,433.7
Capital Equipment	93.4	-	-	-
Non-Capital Equipment	120.7	-	-	-
Transfers-Out	2.9	-	-	-
<b>Expenditure Categories Total:</b>	<b>6,227.6</b>	<b>8,420.9</b>	<b>200.0</b>	<b>8,620.9</b>



## Summary of Expenditure and Budget Request for Selected Funds

**Agency:** Corporation Commission

**Fund:** CC2404 Securities Investment Management Fund (Appropriated)

		FY 2023 Actuals	FY 2024 Expenditure Plan	FY 2025 Funding Issue	FY 2025 Total Request
<b>Program:</b>					
CCA-1-0	Administration	57.1	17.6	-	17.6
CCA-4-0	Securities	698.0	1,288.1	75.0	1,363.1
<b>Securities Investment Management Fund (Appropriated) Summary Total:</b>		<b>755.1</b>	<b>1,305.7</b>	<b>75.0</b>	<b>1,380.7</b>
<b>Expenditure Categories</b>					
	FTE	10.0	15.0	-	15.0
	Personal Services	461.8	923.2	54.0	977.2
	Employee Related Expenditures	236.2	364.9	21.0	385.9
<b>Subtotal Personal Services and ERE</b>		<b>698.0</b>	<b>1,288.1</b>	<b>75.0</b>	<b>1,363.1</b>
	Professional & Outside Services	-	-	-	-
	Travel In-State	-	-	-	-
	Travel Out-Of-State	-	-	-	-
	Food	-	-	-	-
	Other Operating Expenditures	57.1	17.6	-	17.6
	Capital Equipment	-	-	-	-
	Non-Capital Equipment	-	-	-	-
	Transfers-Out	-	-	-	-
<b>Expenditure Categories Total:</b>		<b>755.1</b>	<b>1,305.7</b>	<b>75.0</b>	<b>1,380.7</b>

## Summary of Expenditure and Budget Request for Selected Funds

<b>Agency:</b>	<b>Corporation Commission</b>
----------------	-------------------------------

<b>Fund:</b>	<b>CC2500 IGA and ISA Fund (Non-Appropriated)</b>
--------------	---

	FY 2023 Actuals	FY 2024 Expenditure Plan	FY 2025 Funding Issue	FY 2025 Total Request
<b>Program:</b>				
CCA-1-0 Administration	840.7	935.5	-	935.5
<b>IGA and ISA Fund (Non-Appropriated) Summary Total:</b>	<b>840.7</b>	<b>935.5</b>	-	<b>935.5</b>
<b>Expenditure Categories</b>				
FTE	-	-	-	-
Personal Services	128.7	40.5	-	40.5
Employee Related Expenditures	51.5	16.2	-	16.2
<b>Subtotal Personal Services and ERE</b>	<b>180.1</b>	<b>56.7</b>	-	<b>56.7</b>
Professional & Outside Services	659.4	728.8	-	728.8
Travel In-State	-	-	-	-
Travel Out-Of-State	-	-	-	-
Food	-	-	-	-
Other Operating Expenditures	1.2	150.0	-	150.0
Capital Equipment	-	-	-	-
Non-Capital Equipment	-	-	-	-
Transfers-Out	-	-	-	-
<b>Expenditure Categories Total:</b>	<b>840.7</b>	<b>935.5</b>	-	<b>935.5</b>

## Summary of Expenditure and Budget Request for Selected Funds

<b>Agency:</b>	<b>Corporation Commission</b>
----------------	-------------------------------

<b>Fund:</b>	<b>CC2566 Automation Projects Fund (Appropriated)</b>
--------------	---

	FY 2023 Actuals	FY 2024 Expenditure Plan	FY 2025 Funding Issue	FY 2025 Total Request
<b>Program:</b>				
CCA-3-0 Corporations	-	-	-	-
<b>Automation Projects Fund (Appropriated)</b>	-	-	-	-
<b>Summary Total:</b>	-	-	-	-
<b>Expenditure Categories</b>				
FTE	-	-	-	-
Personal Services	-	-	-	-
Employee Related Expenditures	-	-	-	-
<b>Subtotal Personal Services and ERE</b>	-	-	-	-
Professional & Outside Services	-	-	-	-
Travel In-State	-	-	-	-
Travel Out-Of-State	-	-	-	-
Food	-	-	-	-
Other Operating Expenditures	-	-	-	-
Capital Equipment	-	-	-	-
Non-Capital Equipment	-	-	-	-
Transfers-Out	-	-	-	-
<b>Expenditure Categories Total:</b>	-	-	-	-

## Summary of Expenditure and Budget Request for Selected Funds

<b>Agency:</b>	<b>Corporation Commission</b>
----------------	-------------------------------

<b>Fund:</b>	<b>CC2566 Automation Projects Fund (Non-Appropriated)</b>
--------------	---

	FY 2023 Actuals	FY 2024 Expenditure Plan	FY 2025 Funding Issue	FY 2025 Total Request
<b>Program:</b>				
CCA-3-0 Corporations	-	3,500.0	-	3,500.0
<b>Automation Projects Fund (Non-Appropriated)</b>	-	<b>3,500.0</b>	-	<b>3,500.0</b>
<b>Summary Total:</b>	-	<b>3,500.0</b>	-	<b>3,500.0</b>
<b>Expenditure Categories</b>				
FTE	-	-	-	-
Personal Services	-	-	-	-
Employee Related Expenditures	-	-	-	-
<b>Subtotal Personal Services and ERE</b>	-	-	-	-
Professional & Outside Services	-	3,500.0	-	3,500.0
Travel In-State	-	-	-	-
Travel Out-Of-State	-	-	-	-
Food	-	-	-	-
Other Operating Expenditures	-	-	-	-
Capital Equipment	-	-	-	-
Non-Capital Equipment	-	-	-	-
Transfers-Out	-	-	-	-
<b>Expenditure Categories Total:</b>	-	<b>3,500.0</b>	-	<b>3,500.0</b>

## Summary of Expenditure and Budget Request for Selected Funds

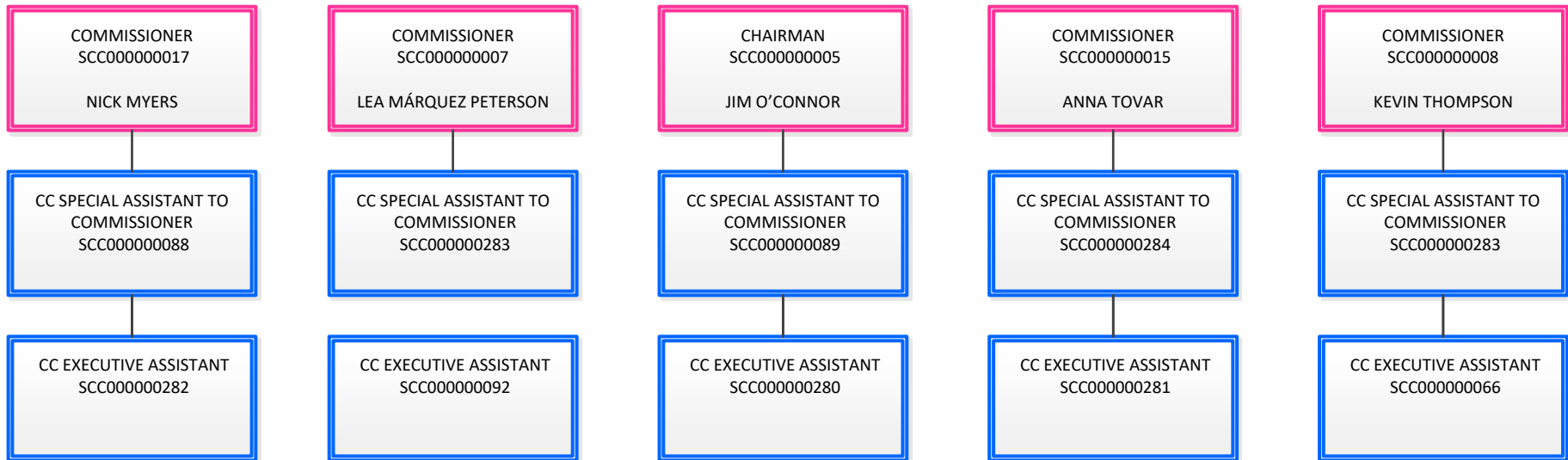
<b>Agency:</b>	<b>Corporation Commission</b>
----------------	-------------------------------

<b>Fund:</b>	<b>CC3043 Arizona Arts Trust Fund (Appropriated)</b>
--------------	--

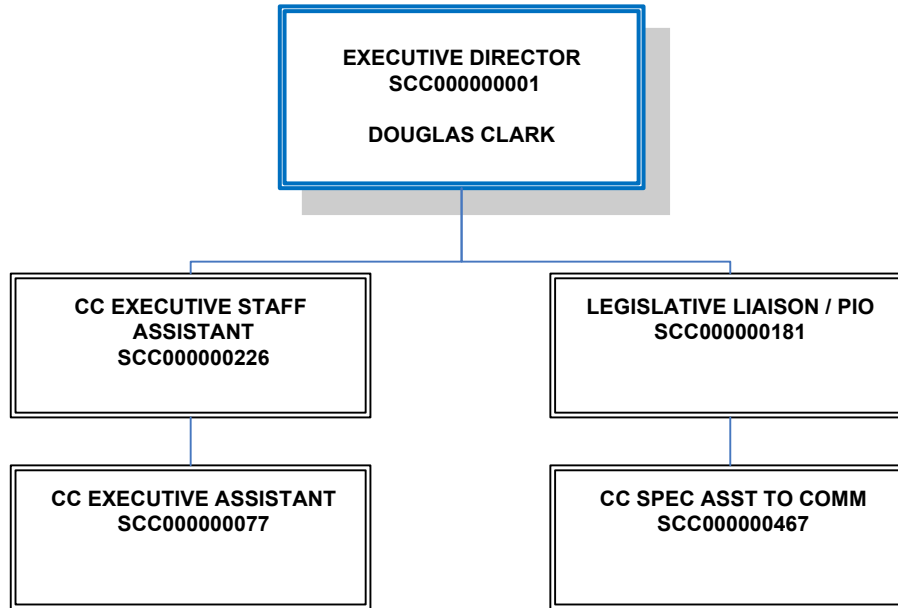
	FY 2023 Actuals	FY 2024 Expenditure Plan	FY 2025 Funding Issue	FY 2025 Total Request
<b>Program:</b>				
CCA-1-0 Administration	3.7	57.7	-	57.7
CCA-3-0 Corporations	51.7	-	-	-
<b>Arizona Arts Trust Fund (Appropriated) Summary Total:</b>	<b>55.4</b>	<b>57.7</b>	-	<b>57.7</b>
<b>Expenditure Categories</b>				
FTE	1.0	0.6	-	0.6
Personal Services	30.8	40.7	-	40.7
Employee Related Expenditures	20.9	13.6	-	13.6
<b>Subtotal Personal Services and ERE</b>	<b>51.7</b>	<b>54.3</b>	-	<b>54.3</b>
Professional & Outside Services	-	-	-	-
Travel In-State	-	-	-	-
Travel Out-Of-State	-	-	-	-
Food	-	-	-	-
Other Operating Expenditures	3.7	3.4	-	3.4
Capital Equipment	-	-	-	-
Non-Capital Equipment	-	-	-	-
Transfers-Out	-	-	-	-
<b>Expenditure Categories Total:</b>	<b>55.4</b>	<b>57.7</b>	-	<b>57.7</b>

# ARIZONA CORPORATION COMMISSION

## Commissioner Offices

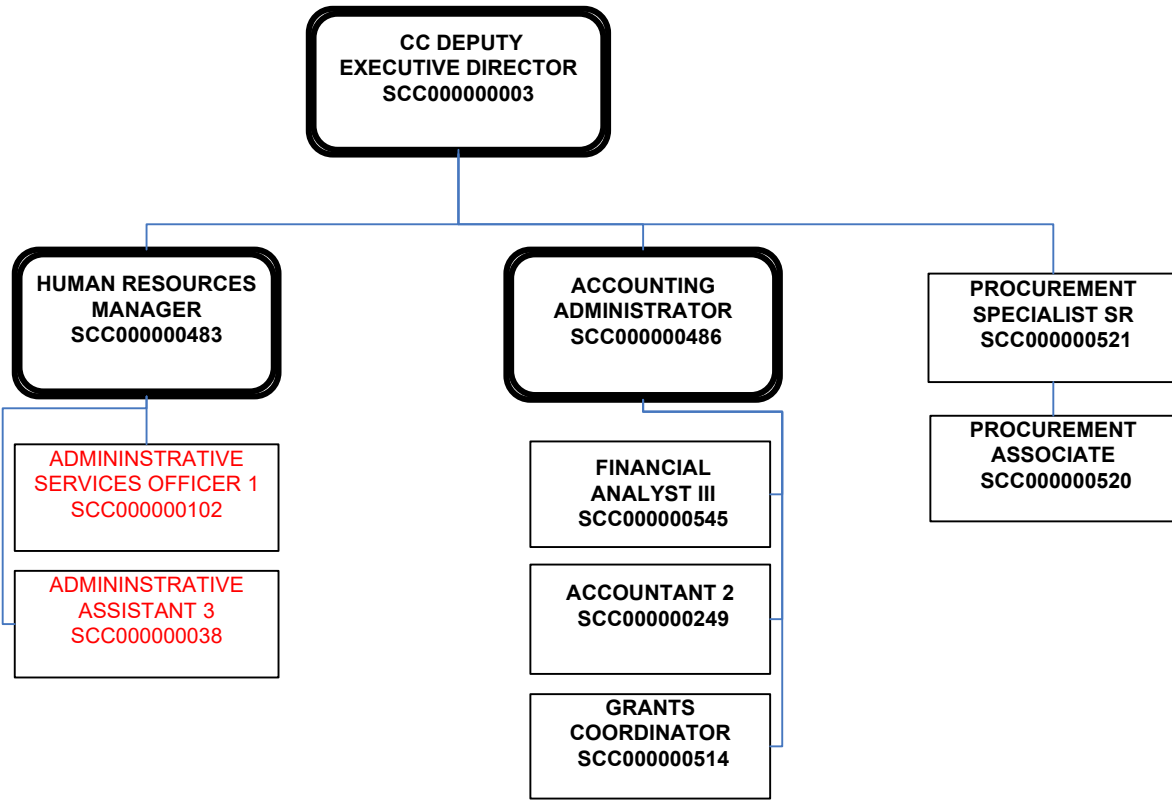


# ARIZONA CORPORATION COMMISSION EXECUTIVE DIRECTOR



# ARIZONA CORPORATION COMMISISON

## Administrative Services Division





## Program Expenditure Schedule

**Agency:** Corporation Commission

**Program:** Administration

<b>FTE</b>	<b>FY 2023 Actuals</b>	<b>FY 2024 Expenditure Plan</b>	<b>FY 2025 Funding Issue</b>	<b>FY 2025 Total Request</b>
FTE	29.0	31.0	-	31.0
<b>Expenditure Category Total:</b>	-	-	-	-
<b>Fund Source</b>				
<b>Appropriated Funds</b>				
CC2172 Utility Regulation Revolving Fund (Appropriated)	25.0	23.4	-	23.4
CC2264 Securities Regulatory and Enforcement Fund (Appropriated)	3.0	6.0	-	6.0
CC3043 Arizona Arts Trust Fund (Appropriated)	-	0.6	-	0.6
<b>Appropriated Funds Total:</b>	<b>28.0</b>	<b>30.0</b>	<b>-</b>	<b>30.0</b>
<b>Non-Appropriated Funds</b>				
CC2000 Federal Grants Fund (Non-Appropriated)	1.0	1.0	-	1.0
<b>Non-Appropriated Funds Total:</b>	<b>1.0</b>	<b>1.0</b>	<b>-</b>	<b>1.0</b>
<b>Fund Source Total:</b>	<b>29.0</b>	<b>31.0</b>	<b>-</b>	<b>31.0</b>

<b>Personal Services</b>	<b>FY 2023 Actuals</b>	<b>FY 2024 Expenditure Plan</b>	<b>FY 2025 Funding Issue</b>	<b>FY 2025 Total Request</b>
Personal Services	2,479.2	2,837.2	626.0	3,463.2
<b>Expenditure Category Total:</b>	<b>2,479.2</b>	<b>2,837.2</b>	<b>626.0</b>	<b>3,463.2</b>

<b>Fund Source</b>				
<b>Appropriated Funds</b>				
AA1000 General Fund (Appropriated)	-	-	-	-
CC2172 Utility Regulation Revolving Fund (Appropriated)	1,840.6	2,096.7	304.0	2,400.7
CC2264 Securities Regulatory and Enforcement Fund (Appropriated)	146.4	592.0	179.0	771.0
CC2333 Public Access Fund (Appropriated)	357.1	-	143.0	143.0
CC3043 Arizona Arts Trust Fund (Appropriated)	-	40.7	-	40.7
<b>Appropriated Funds Total:</b>	<b>2,344.1</b>	<b>2,729.4</b>	<b>626.0</b>	<b>3,355.4</b>
<b>Non-Appropriated Funds</b>				
CC2000 Federal Grants Fund (Non-Appropriated)	6.4	67.3	-	67.3
CC2500 IGA and ISA Fund (Non-Appropriated)	128.7	40.5	-	40.5
<b>Non-Appropriated Funds Total:</b>	<b>135.1</b>	<b>107.8</b>	<b>-</b>	<b>107.8</b>
<b>Fund Source Total:</b>	<b>2,479.2</b>	<b>2,837.2</b>	<b>626.0</b>	<b>3,463.2</b>

## Program Expenditure Schedule

**Agency:** Corporation Commission

**Program:** Administration

<b>Employee Related Expenditures</b>	<b>FY 2023 Actuals</b>	<b>FY 2024 Expenditure Plan</b>	<b>FY 2025 Funding Issue</b>	<b>FY 2025 Total Request</b>
Employee Related Expenses	-	1,250.2	249.0	1,499.2
FICA Taxes	184.1	-	-	-
Medical Insurance	346.1	-	-	-
Basic Life	0.2	-	-	-
Long-Term Disability (Non- ASRS)	1.1	-	-	-
Long-Term Disability (ASRS)	2.5	-	-	-
Unemployment Compensation & Other State' Taxes	0.6	-	-	-
Dental Insurance	2.6	-	-	-
Workers' Compensation	22.4	-	-	-
Elected Officials Defined Benefit Plan	237.7	-	-	-
Arizona State Retirement System	208.4	-	-	-
Alternate Retirement Contributions – Reemployed Retirees	14.8	-	-	-
Elected Officials Defined Contribution Plan	14.2	-	-	-
Personnel Board Pro-Rata Charges	21.9	-	-	-
Information Technology Pro Rata Charge	14.4	-	-	-
Accumulated Sick Leave Fund Charge	10.0	-	-	-
<b>Expenditure Category Total:</b>	<b>1,081.0</b>	<b>1,250.2</b>	<b>249.0</b>	<b>1,499.2</b>
<b>Fund Source</b>				
<b>Appropriated Funds</b>				
AA1000 General Fund (Appropriated)	-	-	-	-
CC2172 Utility Regulation Revolving Fund (Appropriated)	864.2	1,016.4	121.0	1,137.4
CC2264 Securities Regulatory and Enforcement Fund (Appropriated)	167.5	204.0	71.0	275.0
CC2333 Public Access Fund (Appropriated)	-	-	57.0	57.0
CC3043 Arizona Arts Trust Fund (Appropriated)	-	13.6	-	13.6
<b>Appropriated Funds Total:</b>	<b>1,031.7</b>	<b>1,234.0</b>	<b>249.0</b>	<b>1,483.0</b>
<b>Non-Appropriated Funds</b>				
CC2000 Federal Grants Fund (Non-Appropriated)	(2.2)	-	-	-
CC2500 IGA and ISA Fund (Non-Appropriated)	51.5	16.2	-	16.2
<b>Non-Appropriated Funds Total:</b>	<b>49.3</b>	<b>16.2</b>	<b>-</b>	<b>16.2</b>
<b>Fund Source Total:</b>	<b>1,081.0</b>	<b>1,250.2</b>	<b>249.0</b>	<b>1,499.2</b>

## Program Expenditure Schedule

**Agency:** Corporation Commission

**Program:** Administration

<b>Professional &amp; Outside Services</b>		<b>FY 2023 Actuals</b>	<b>FY 2024 Expenditure Plan</b>	<b>FY 2025 Funding Issue</b>	<b>FY 2025 Total Request</b>
Professional and Outside Services		-	846.8	-	846.8
External Legal Services		4.4	-	-	-
External Information and Communications Technology Consulting Services		659.4	-	-	-
Other Professional & Outside Services		40.5	-	-	-
<b>Expenditure Category Total:</b>		<b>704.3</b>	<b>846.8</b>	<b>-</b>	<b>846.8</b>
<b>Fund Source</b>					
<b>Appropriated Funds</b>					
CC2172	Utility Regulation Revolving Fund (Appropriated)	5.4	18.0	-	18.0
CC2264	Securities Regulatory and Enforcement Fund (Appropriated)	39.6	100.0	-	100.0
<b>Appropriated Funds Total:</b>		<b>45.0</b>	<b>118.0</b>	<b>-</b>	<b>118.0</b>
<b>Non-Appropriated Funds</b>					
CC2500	IGA and ISA Fund (Non-Appropriated)	659.4	728.8	-	728.8
<b>Non-Appropriated Funds Total:</b>		<b>659.4</b>	<b>728.8</b>	<b>-</b>	<b>728.8</b>
<b>Fund Source Total:</b>		<b>704.3</b>	<b>846.8</b>	<b>-</b>	<b>846.8</b>

<b>Travel In-State</b>		<b>FY 2023 Actuals</b>	<b>FY 2024 Expenditure Plan</b>	<b>FY 2025 Funding Issue</b>	<b>FY 2025 Total Request</b>
Travel In-State		-	40.4	-	40.4
Mileage - Private Vehicle		1.6	-	-	-
Motor Pool Charges		15.9	-	-	-
Lodging		0.3	-	-	-
Meals with Overnight Stay		0.3	-	-	-
Meals without Overnight Stay		0.2	-	-	-
Other Miscellaneous In- State Travel		0.1	-	-	-
<b>Expenditure Category Total:</b>		<b>18.3</b>	<b>40.4</b>	<b>-</b>	<b>40.4</b>

<b>Fund Source</b>					
<b>Appropriated Funds</b>					
CC2172	Utility Regulation Revolving Fund (Appropriated)	13.0	40.4	-	40.4
CC2264	Securities Regulatory and Enforcement Fund (Appropriated)	0.2	-	-	-
<b>Appropriated Funds Total:</b>		<b>13.2</b>	<b>40.4</b>	<b>-</b>	<b>40.4</b>

## Program Expenditure Schedule

**Agency:** Corporation Commission

**Program:** Administration

	FY 2023 Actuals	FY 2024 Expenditure Plan	FY 2025 Funding Issue	FY 2025 Total Request
<b>Non-Appropriated Funds</b>				
CC2000 Federal Grants Fund (Non-Appropriated)	5.1	-	-	-
<b>Non-Appropriated Funds Total:</b>	<b>5.1</b>	<b>-</b>	<b>-</b>	<b>-</b>
<b>Fund Source Total:</b>	<b>18.3</b>	<b>40.4</b>	<b>-</b>	<b>40.4</b>

<b>Travel Out-Of-State</b>	FY 2023 Actuals	FY 2024 Expenditure Plan	FY 2025 Funding Issue	FY 2025 Total Request
Travel Out of State	-	187.0	-	187.0
Airfare and Other Common Carrier Charges	11.5	-	-	-
Car Rental Out-of-State	0.6	-	-	-
Lodging Out-of-State	24.1	-	-	-
Meals with Overnight Stay	3.1	-	-	-
Other Miscellaneous Out-of- State Travel	1.6	-	-	-
<b>Expenditure Category Total:</b>	<b>40.9</b>	<b>187.0</b>	<b>-</b>	<b>187.0</b>

<b>Fund Source</b>				
<b>Appropriated Funds</b>				
CC2172 Utility Regulation Revolving Fund (Appropriated)	36.1	179.0	-	179.0
CC2264 Securities Regulatory and Enforcement Fund (Appropriated)	4.7	8.0	-	8.0
<b>Appropriated Funds Total:</b>	<b>40.9</b>	<b>187.0</b>	<b>-</b>	<b>187.0</b>
<b>Fund Source Total:</b>	<b>40.9</b>	<b>187.0</b>	<b>-</b>	<b>187.0</b>

<b>Other Operating Expenditures</b>	FY 2023 Actuals	FY 2024 Expenditure Plan	FY 2025 Funding Issue	FY 2025 Total Request
Other Operating Expenses	-	2,478.5	-	2,478.5
Risk Management Charges to State Agencies	125.9	-	-	-
Internal Service Computer Processing, Hosting, Maintenance and Support Costs	27.1	-	-	-
External Programming and System Development Costs	182.6	-	-	-
Charges Imposed Related to AFIS.	28.1	-	-	-
External Telecommunications Charges	35.1	-	-	-

## Program Expenditure Schedule

**Agency:** Corporation Commission

**Program:** Administration

	FY 2023 Actuals	FY 2024 Expenditure Plan	FY 2025 Funding Issue	FY 2025 Total Request
Building Rent Charges to State Agencies	1,664.2	-	-	-
Rental of Other Machinery & Equipment	8.2	-	-	-
Miscellaneous Rent	3.5	-	-	-
Other Internal Services	1.1	-	-	-
Repair & Maintenance - Other Equipment	7.5	-	-	-
Software Support, Maintenance Short-term Licensing	0.2	-	-	-
Office Supplies	7.3	-	-	-
Computer Supplies	0.9	-	-	-
Drugs & Medicine Supplies	0.0	-	-	-
Other Operating Supplies	3.5	-	-	-
Conference Registration / Attendance Fees	16.4	-	-	-
Other Education & Training Costs	0.2	-	-	-
Internal Printing	1.1	-	-	-
External Printing	0.0	-	-	-
Photography	2.1	-	-	-
Postage & Delivery	43.5	-	-	-
Document Shredding and Destruction Services	0.2	-	-	-
Awards	2.1	-	-	-
Dues	41.1	-	-	-
Books, Subscriptions & Publications	29.8	-	-	-
Security Services	135.8	-	-	-
Other Miscellaneous Operating	2.9	-	-	-
<b>Expenditure Category Total:</b>	<b>2,370.2</b>	<b>2,478.5</b>	<b>-</b>	<b>2,478.5</b>

### Fund Source

#### Appropriated Funds

AA1000	General Fund (Appropriated)	12.8	5.3	-	5.3
CC2172	Utility Regulation Revolving Fund (Appropriated)	295.2	1,196.0	-	1,196.0
CC2264	Securities Regulatory and Enforcement Fund (Appropriated)	511.4	560.0	-	560.0
CC2333	Public Access Fund (Appropriated)	483.1	546.2	-	546.2
CC2404	Securities Investment Management Fund (Appropriated)	57.1	17.6	-	17.6
CC3043	Arizona Arts Trust Fund (Appropriated)	3.7	3.4	-	3.4

## Program Expenditure Schedule

**Agency:** Corporation Commission

**Program:** Administration

		FY 2023 Actuals	FY 2024 Expenditure Plan	FY 2025 Funding Issue	FY 2025 Total Request
<b>Appropriated Funds Total:</b>		1,363.3	2,328.5	-	2,328.5
<b>Non-Appropriated Funds</b>					
CC2000	Federal Grants Fund (Non-Appropriated)	1,005.8	-	-	-
CC2500	IGA and ISA Fund (Non-Appropriated)	1.2	150.0	-	150.0
<b>Non-Appropriated Funds Total:</b>		1,007.0	150.0	-	150.0
<b>Fund Source Total:</b>		2,370.2	2,478.5	-	2,478.5

<b>Non-Capital Equipment</b>		FY 2023 Actuals	FY 2024 Expenditure Plan	FY 2025 Funding Issue	FY 2025 Total Request
Furniture - Non-Capital Purchase		3.6	-	-	-
Telecommunications Equipment - Non-Capital Purchase		3.8	-	-	-
<b>Expenditure Category Total:</b>		7.4	-	-	-

<b>Fund Source</b>		FY 2023 Actuals	FY 2024 Expenditure Plan	FY 2025 Funding Issue	FY 2025 Total Request
<b>Appropriated Funds</b>					
CC2172	Utility Regulation Revolving Fund (Appropriated)	3.8	-	-	-
CC2264	Securities Regulatory and Enforcement Fund (Appropriated)	3.6	-	-	-
<b>Appropriated Funds Total:</b>		7.4	-	-	-
<b>Fund Source Total:</b>		7.4	-	-	-

<b>Transfers-Out</b>		FY 2023 Actuals	FY 2024 Expenditure Plan	FY 2025 Funding Issue	FY 2025 Total Request
Transfers Out – Not Subject to Cost Allocation		35.0	-	-	-
<b>Expenditure Category Total:</b>		35.0	-	-	-

<b>Fund Source</b>		FY 2023 Actuals	FY 2024 Expenditure Plan	FY 2025 Funding Issue	FY 2025 Total Request
<b>Appropriated Funds</b>					
CC2172	Utility Regulation Revolving Fund (Appropriated)	31.6	-	-	-
CC2264	Securities Regulatory and Enforcement Fund (Appropriated)	0.3	-	-	-
<b>Appropriated Funds Total:</b>		31.9	-	-	-

## Program Expenditure Schedule

<b>Agency:</b>	<b>Corporation Commission</b>
----------------	-------------------------------

<b>Program:</b>	<b>Administration</b>
-----------------	-----------------------

	FY 2023 Actuals	FY 2024 Expenditure Plan	FY 2025 Funding Issue	FY 2025 Total Request
<b>Non-Appropriated Funds</b>				
CC2000 Federal Grants Fund (Non-Appropriated)	3.1	-	-	-
<b>Non-Appropriated Funds Total:</b>	3.1	-	-	-
<b>Fund Source Total:</b>	35.0	-	-	-

## Program Budget Unit Summary of Expenditure and Budget Request for All Funds

**Agency:** Corporation Commission

	FY 2023 Actuals	FY 2024 Expenditure Plan	FY 2025 Funding Issue	FY 2025 Total Request
<b>Program: CCA-1-0 Administration</b>				
<b>Expenditure Categories</b>				
FTE	29.0	31.0	-	31.0
Personal Services	2,479.2	2,837.2	626.0	3,463.2
Employee Related Expenditures	1,081.0	1,250.2	249.0	1,499.2
<b>Subtotal Personal Services and ERE</b>	<b>3,560.2</b>	<b>4,087.4</b>	<b>875.0</b>	<b>4,962.4</b>
Professional & Outside Services	704.3	846.8	-	846.8
Travel In-State	18.3	40.4	-	40.4
Travel Out-Of-State	40.9	187.0	-	187.0
Food	-	-	-	-
Other Operating Expenditures	2,370.2	2,478.5	-	2,478.5
Capital Equipment	-	-	-	-
Non-Capital Equipment	7.4	-	-	-
Transfers-Out	35.0	-	-	-
<b>Expenditure Categories Total:</b>	<b>6,736.4</b>	<b>7,640.1</b>	<b>875.0</b>	<b>8,515.1</b>
<b>Fund Source</b>				
<b>Appropriated Funds</b>				
General Fund (Appropriated)	12.8	5.3	-	5.3
Utility Regulation Revolving Fund (Appropriated)	3,090.0	4,546.5	425.0	4,971.5
Securities Regulatory and Enforcement Fund (Appropriated)	873.8	1,464.0	250.0	1,714.0
Public Access Fund (Appropriated)	840.1	546.2	200.0	746.2
Securities Investment Management Fund (Appropriated)	57.1	17.6	-	17.6
Arizona Arts Trust Fund (Appropriated)	3.7	57.7	-	57.7
<b>Appropriated Funds Total:</b>	<b>4,877.5</b>	<b>6,637.3</b>	<b>875.0</b>	<b>7,512.3</b>
<b>Non-Appropriated Funds</b>				
Federal Grants Fund (Non-Appropriated)	1,018.2	67.3	-	67.3
IGA and ISA Fund (Non-Appropriated)	840.7	935.5	-	935.5
<b>Non-Appropriated Funds Total:</b>	<b>1,858.9</b>	<b>1,002.8</b>	<b>-</b>	<b>1,002.8</b>
<b>Administration Total:</b>	<b>6,736.4</b>	<b>7,640.1</b>	<b>875.0</b>	<b>8,515.1</b>



## Program Budget Unit Summary of Expenditure and Budget Request for All Funds

**Agency:** Corporation Commission

	FY 2023 Actuals	FY 2024 Expenditure Plan	FY 2025 Funding Issue	FY 2025 Total Request
<b>Program:</b> CCA-1-0 Administration				
<b>Sub Program:</b> CCA-1-1 Administration				

### Expenditure Categories

FTE	29.0	31.0	-	31.0
Personal Services	2,479.2	2,837.2	626.0	3,463.2
Employee Related Expenditures	1,081.0	1,250.2	249.0	1,499.2
<b>Subtotal Personal Services and ERE</b>	<b>3,560.2</b>	<b>4,087.4</b>	<b>875.0</b>	<b>4,962.4</b>
Professional & Outside Services	704.3	846.8	-	846.8
Travel In-State	18.3	40.4	-	40.4
Travel Out-Of-State	40.9	187.0	-	187.0
Food	-	-	-	-
Other Operating Expenditures	2,370.2	2,478.5	-	2,478.5
Capital Equipment	-	-	-	-
Non-Capital Equipment	7.4	-	-	-
Transfers-Out	35.0	-	-	-
<b>Expenditure Categories Total:</b>	<b>6,736.4</b>	<b>7,640.1</b>	<b>875.0</b>	<b>8,515.1</b>

### Fund Source

#### Appropriated Funds

General Fund (Appropriated)	12.8	5.3	-	5.3
Utility Regulation Revolving Fund (Appropriated)	3,090.0	4,546.5	425.0	4,971.5
Securities Regulatory and Enforcement Fund (Appropriated)	873.8	1,464.0	250.0	1,714.0
Public Access Fund (Appropriated)	840.1	546.2	200.0	746.2
Securities Investment Management Fund (Appropriated)	57.1	17.6	-	17.6
Arizona Arts Trust Fund (Appropriated)	3.7	57.7	-	57.7
<b>Appropriated Funds Total:</b>	<b>4,877.5</b>	<b>6,637.3</b>	<b>875.0</b>	<b>7,512.3</b>

#### Non-Appropriated Funds

Federal Grants Fund (Non-Appropriated)	1,018.2	67.3	-	67.3
IGA and ISA Fund (Non-Appropriated)	840.7	935.5	-	935.5
<b>Non-Appropriated Funds Total:</b>	<b>1,858.9</b>	<b>1,002.8</b>	<b>-</b>	<b>1,002.8</b>
<b>Administration Total:</b>	<b>6,736.4</b>	<b>7,640.1</b>	<b>875.0</b>	<b>8,515.1</b>

## Program Budget Unit Summary of Expenditure and Budget Request for Selected Funds

**Agency:** Corporation Commission

	FY 2023 Actuals	FY 2024 Expenditure Plan	FY 2025 Funding Issue	FY 2025 Total Request
--	--------------------	--------------------------------	--------------------------	--------------------------

**Program:** CCA-1-0 Administration

**Fund:** AA1000 General Fund

**Appropriated**

Personal Services	-	-	-	-
Employee Related Expenditures	-	-	-	-
<b>Subtotal Personal Services and ERE</b>	-	-	-	-
Professional & Outside Services	-	-	-	-
Travel In-State	-	-	-	-
Travel Out-Of-State	-	-	-	-
Food	-	-	-	-
Other Operating Expenditures	12.8	5.3	-	5.3
Capital Equipment	-	-	-	-
Non-Capital Equipment	-	-	-	-
Transfers-Out	-	-	-	-
<b>Expenditure Categories Total:</b>	<b>12.8</b>	<b>5.3</b>	-	<b>5.3</b>
<b>General Fund Total:</b>	<b>12.8</b>	<b>5.3</b>	-	<b>5.3</b>

**Fund:** CC2000 Federal Grants Fund

**Non-Appropriated**

Personal Services	6.4	67.3	-	67.3
Employee Related Expenditures	(2.2)	-	-	-
<b>Subtotal Personal Services and ERE</b>	4.2	67.3	-	67.3
Professional & Outside Services	-	-	-	-
Travel In-State	5.1	-	-	-
Travel Out-Of-State	-	-	-	-
Food	-	-	-	-
Other Operating Expenditures	1,005.8	-	-	-
Capital Equipment	-	-	-	-
Non-Capital Equipment	-	-	-	-
Transfers-Out	3.1	-	-	-
<b>Expenditure Categories Total:</b>	<b>1,018.2</b>	<b>67.3</b>	-	<b>67.3</b>

## Program Budget Unit Summary of Expenditure and Budget Request for Selected Funds

**Agency:** Corporation Commission

	FY 2023 Actuals	FY 2024 Expenditure Plan	FY 2025 Funding Issue	FY 2025 Total Request
<b>Program:</b> CCA-1-0 Administration				
<b>Fund:</b> CC2000 Federal Grants Fund				
<b>Federal Grants Fund Total:</b>	1,018.2	67.3	-	67.3

**Fund:** CC2172 Utility Regulation Revolving Fund

**Appropriated**

Personal Services	1,840.6	2,096.7	304.0	2,400.7
Employee Related Expenditures	864.2	1,016.4	121.0	1,137.4
<b>Subtotal Personal Services and ERE</b>	<b>2,704.9</b>	<b>3,113.1</b>	<b>425.0</b>	<b>3,538.1</b>
Professional & Outside Services	5.4	18.0	-	18.0
Travel In-State	13.0	40.4	-	40.4
Travel Out-Of-State	36.1	179.0	-	179.0
Food	-	-	-	-
Other Operating Expenditures	295.2	1,196.0	-	1,196.0
Capital Equipment	-	-	-	-
Non-Capital Equipment	3.8	-	-	-
Transfers-Out	31.6	-	-	-
<b>Expenditure Categories Total:</b>	<b>3,090.0</b>	<b>4,546.5</b>	<b>425.0</b>	<b>4,971.5</b>
<b>Utility Regulation Revolving Fund Total:</b>	<b>3,090.0</b>	<b>4,546.5</b>	<b>425.0</b>	<b>4,971.5</b>

**Fund:** CC2264 Securities Regulatory and Enforcement Fund

**Appropriated**

Personal Services	146.4	592.0	179.0	771.0
Employee Related Expenditures	167.5	204.0	71.0	275.0
<b>Subtotal Personal Services and ERE</b>	<b>313.9</b>	<b>796.0</b>	<b>250.0</b>	<b>1,046.0</b>
Professional & Outside Services	39.6	100.0	-	100.0
Travel In-State	0.2	-	-	-
Travel Out-Of-State	4.7	8.0	-	8.0
Food	-	-	-	-
Other Operating Expenditures	511.4	560.0	-	560.0
Capital Equipment	-	-	-	-
Non-Capital Equipment	3.6	-	-	-

## Program Budget Unit Summary of Expenditure and Budget Request for Selected Funds

**Agency:** Corporation Commission

	FY 2023 Actuals	FY 2024 Expenditure Plan	FY 2025 Funding Issue	FY 2025 Total Request
<b>Program:</b> CCA-1-0 Administration				
<b>Fund:</b> CC2264 Securities Regulatory and Enforcement Fund				
Transfers-Out	0.3	-	-	-
<b>Expenditure Categories Total:</b>	873.8	1,464.0	250.0	1,714.0
<b>Securities Regulatory and Enforcement Fund Total:</b>	873.8	1,464.0	250.0	1,714.0

**Fund:** CC2333 Public Access Fund

**Appropriated**

Personal Services	357.1	-	143.0	143.0
Employee Related Expenditures	-	-	57.0	57.0
<b>Subtotal Personal Services and ERE</b>	<b>357.1</b>	<b>-</b>	<b>200.0</b>	<b>200.0</b>
Professional & Outside Services	-	-	-	-
Travel In-State	-	-	-	-
Travel Out-Of-State	-	-	-	-
Food	-	-	-	-
Other Operating Expenditures	483.1	546.2	-	546.2
Capital Equipment	-	-	-	-
Non-Capital Equipment	-	-	-	-
Transfers-Out	-	-	-	-
<b>Expenditure Categories Total:</b>	<b>840.1</b>	<b>546.2</b>	<b>200.0</b>	<b>746.2</b>
<b>Public Access Fund Total:</b>	<b>840.1</b>	<b>546.2</b>	<b>200.0</b>	<b>746.2</b>

**Fund:** CC2404 Securities Investment Management Fund

**Appropriated**

Personal Services	-	-	-	-
Employee Related Expenditures	-	-	-	-
<b>Subtotal Personal Services and ERE</b>	<b>-</b>	<b>-</b>	<b>-</b>	<b>-</b>
Professional & Outside Services	-	-	-	-
Travel In-State	-	-	-	-
Travel Out-Of-State	-	-	-	-

## Program Budget Unit Summary of Expenditure and Budget Request for Selected Funds

**Agency:** Corporation Commission

	FY 2023 Actuals	FY 2024 Expenditure Plan	FY 2025 Funding Issue	FY 2025 Total Request
<b>Program: CCA-1-0 Administration</b>				
<b>Fund: CC2404 Securities Investment Management Fund</b>				
Food	-	-	-	-
Other Operating Expenditures	57.1	17.6	-	17.6
Capital Equipment	-	-	-	-
Non-Capital Equipment	-	-	-	-
Transfers-Out	-	-	-	-
<b>Expenditure Categories Total:</b>	<b>57.1</b>	<b>17.6</b>	<b>-</b>	<b>17.6</b>
<b>Securities Investment Management Fund Total:</b>	<b>57.1</b>	<b>17.6</b>	<b>-</b>	<b>17.6</b>

**Fund: CC2500 IGA and ISA Fund**

<b>Non-Appropriated</b>				
Personal Services	128.7	40.5	-	40.5
Employee Related Expenditures	51.5	16.2	-	16.2
<b>Subtotal Personal Services and ERE</b>	<b>180.1</b>	<b>56.7</b>	<b>-</b>	<b>56.7</b>
Professional & Outside Services	659.4	728.8	-	728.8
Travel In-State	-	-	-	-
Travel Out-Of-State	-	-	-	-
Food	-	-	-	-
Other Operating Expenditures	1.2	150.0	-	150.0
Capital Equipment	-	-	-	-
Non-Capital Equipment	-	-	-	-
Transfers-Out	-	-	-	-
<b>Expenditure Categories Total:</b>	<b>840.7</b>	<b>935.5</b>	<b>-</b>	<b>935.5</b>
<b>IGA and ISA Fund Total:</b>	<b>840.7</b>	<b>935.5</b>	<b>-</b>	<b>935.5</b>

**Fund: CC3043 Arizona Arts Trust Fund**

<b>Appropriated</b>				
Personal Services	-	40.7	-	40.7
Employee Related Expenditures	-	13.6	-	13.6

## Program Budget Unit Summary of Expenditure and Budget Request for Selected Funds

**Agency:** Corporation Commission

	FY 2023 Actuals	FY 2024 Expenditure Plan	FY 2025 Funding Issue	FY 2025 Total Request
<b>Program: CCA-1-0 Administration</b>				
<b>Fund: CC3043 Arizona Arts Trust Fund</b>				
Subtotal Personal Services and ERE	-	54.3	-	54.3
Professional & Outside Services	-	-	-	-
Travel In-State	-	-	-	-
Travel Out-Of-State	-	-	-	-
Food	-	-	-	-
Other Operating Expenditures	3.7	3.4	-	3.4
Capital Equipment	-	-	-	-
Non-Capital Equipment	-	-	-	-
Transfers-Out	-	-	-	-
<b>Expenditure Categories Total:</b>	<b>3.7</b>	<b>57.7</b>	<b>-</b>	<b>57.7</b>
<b>Arizona Arts Trust Fund Total:</b>	<b>3.7</b>	<b>57.7</b>	<b>-</b>	<b>57.7</b>
<b>Program Total for Select Funds:</b>	<b>6,736.4</b>	<b>7,640.1</b>	<b>875.0</b>	<b>8,515.1</b>

**Sub Program: CCA-1-1 Administration**

**Fund: AA1000 General Fund**

<b>Appropriated</b>				
Personal Services	-	-	-	-
Employee Related Expenditures	-	-	-	-
Subtotal Personal Services and ERE	-	-	-	-
Professional & Outside Services	-	-	-	-
Travel In-State	-	-	-	-
Travel Out-Of-State	-	-	-	-
Food	-	-	-	-
Other Operating Expenditures	12.8	5.3	-	5.3
Capital Equipment	-	-	-	-
Non-Capital Equipment	-	-	-	-
Transfers-Out	-	-	-	-
<b>Expenditure Categories Total:</b>	<b>12.8</b>	<b>5.3</b>	<b>-</b>	<b>5.3</b>

## Program Budget Unit Summary of Expenditure and Budget Request for Selected Funds

**Agency:** Corporation Commission

	FY 2023 Actuals	FY 2024 Expenditure Plan	FY 2025 Funding Issue	FY 2025 Total Request
<b>Program:</b> CCA-1-0 Administration				
<b>Sub Program:</b> CCA-1-1 Administration				
<b>Fund:</b> AA1000 General Fund				
<b>General Fund Total:</b>	12.8	5.3	-	5.3

**Fund:** CC2000 Federal Grants Fund

**Non-Appropriated**

Personal Services	6.4	67.3	-	67.3
Employee Related Expenditures	(2.2)	-	-	-
<b>Subtotal Personal Services and ERE</b>	<b>4.2</b>	<b>67.3</b>	<b>-</b>	<b>67.3</b>
Professional & Outside Services	-	-	-	-
Travel In-State	5.1	-	-	-
Travel Out-Of-State	-	-	-	-
Food	-	-	-	-
Other Operating Expenditures	1,005.8	-	-	-
Capital Equipment	-	-	-	-
Non-Capital Equipment	-	-	-	-
Transfers-Out	3.1	-	-	-
<b>Expenditure Categories Total:</b>	<b>1,018.2</b>	<b>67.3</b>	<b>-</b>	<b>67.3</b>
<b>Federal Grants Fund Total:</b>	<b>1,018.2</b>	<b>67.3</b>	<b>-</b>	<b>67.3</b>

**Fund:** CC2172 Utility Regulation Revolving Fund

**Appropriated**

Personal Services	1,840.6	2,096.7	304.0	2,400.7
Employee Related Expenditures	864.2	1,016.4	121.0	1,137.4
<b>Subtotal Personal Services and ERE</b>	<b>2,704.9</b>	<b>3,113.1</b>	<b>425.0</b>	<b>3,538.1</b>
Professional & Outside Services	5.4	18.0	-	18.0
Travel In-State	13.0	40.4	-	40.4
Travel Out-Of-State	36.1	179.0	-	179.0
Food	-	-	-	-
Other Operating Expenditures	295.2	1,196.0	-	1,196.0

## Program Budget Unit Summary of Expenditure and Budget Request for Selected Funds

**Agency:** Corporation Commission

	FY 2023 Actuals	FY 2024 Expenditure Plan	FY 2025 Funding Issue	FY 2025 Total Request
<b>Program:</b> CCA-1-0 Administration				
<b>Sub Program:</b> CCA-1-1 Administration				
<b>Fund:</b> CC2172 Utility Regulation Revolving Fund				
Capital Equipment	-	-	-	-
Non-Capital Equipment	3.8	-	-	-
Transfers-Out	31.6	-	-	-
<b>Expenditure Categories Total:</b>	3,090.0	4,546.5	425.0	4,971.5
<b>Utility Regulation Revolving Fund Total:</b>	3,090.0	4,546.5	425.0	4,971.5

**Fund:** CC2264 Securities Regulatory and Enforcement Fund

<b>Appropriated</b>				
Personal Services	146.4	592.0	179.0	771.0
Employee Related Expenditures	167.5	204.0	71.0	275.0
<b>Subtotal Personal Services and ERE</b>	<b>313.9</b>	<b>796.0</b>	<b>250.0</b>	<b>1,046.0</b>
Professional & Outside Services	39.6	100.0	-	100.0
Travel In-State	0.2	-	-	-
Travel Out-Of-State	4.7	8.0	-	8.0
Food	-	-	-	-
Other Operating Expenditures	511.4	560.0	-	560.0
Capital Equipment	-	-	-	-
Non-Capital Equipment	3.6	-	-	-
Transfers-Out	0.3	-	-	-
<b>Expenditure Categories Total:</b>	<b>873.8</b>	<b>1,464.0</b>	<b>250.0</b>	<b>1,714.0</b>
<b>Securities Regulatory and Enforcement Fund Total:</b>	<b>873.8</b>	<b>1,464.0</b>	<b>250.0</b>	<b>1,714.0</b>

**Fund:** CC2333 Public Access Fund

<b>Appropriated</b>				
Personal Services	357.1	-	143.0	143.0
Employee Related Expenditures	-	-	57.0	57.0



## Program Budget Unit Summary of Expenditure and Budget Request for Selected Funds

**Agency:** Corporation Commission

	FY 2023 Actuals	FY 2024 Expenditure Plan	FY 2025 Funding Issue	FY 2025 Total Request
<b>Program: CCA-1-0 Administration</b>				
<b>Sub Program: CCA-1-1 Administration</b>				
<b>Fund: CC2333 Public Access Fund</b>				
Subtotal Personal Services and ERE	357.1	-	200.0	200.0
Professional & Outside Services	-	-	-	-
Travel In-State	-	-	-	-
Travel Out-Of-State	-	-	-	-
Food	-	-	-	-
Other Operating Expenditures	483.1	546.2	-	546.2
Capital Equipment	-	-	-	-
Non-Capital Equipment	-	-	-	-
Transfers-Out	-	-	-	-
<b>Expenditure Categories Total:</b>	<b>840.1</b>	<b>546.2</b>	<b>200.0</b>	<b>746.2</b>
<b>Public Access Fund Total:</b>	<b>840.1</b>	<b>546.2</b>	<b>200.0</b>	<b>746.2</b>

**Fund: CC2404 Securities Investment Management Fund**

<b>Appropriated</b>				
Personal Services	-	-	-	-
Employee Related Expenditures	-	-	-	-
Subtotal Personal Services and ERE	-	-	-	-
Professional & Outside Services	-	-	-	-
Travel In-State	-	-	-	-
Travel Out-Of-State	-	-	-	-
Food	-	-	-	-
Other Operating Expenditures	57.1	17.6	-	17.6
Capital Equipment	-	-	-	-
Non-Capital Equipment	-	-	-	-
Transfers-Out	-	-	-	-
<b>Expenditure Categories Total:</b>	<b>57.1</b>	<b>17.6</b>	<b>-</b>	<b>17.6</b>
<b>Securities Investment Management Fund Total:</b>	<b>57.1</b>	<b>17.6</b>	<b>-</b>	<b>17.6</b>

## Program Budget Unit Summary of Expenditure and Budget Request for Selected Funds

**Agency:** Corporation Commission

	FY 2023 Actuals	FY 2024 Expenditure Plan	FY 2025 Funding Issue	FY 2025 Total Request
<b>Program:</b> CCA-1-0 Administration				
<b>Sub Program:</b> CCA-1-1 Administration				
<b>Fund:</b> CC2500 IGA and ISA Fund				

### Non-Appropriated

Personal Services	128.7	40.5	-	40.5
Employee Related Expenditures	51.5	16.2	-	16.2
<b>Subtotal Personal Services and ERE</b>	<b>180.1</b>	<b>56.7</b>	-	<b>56.7</b>
Professional & Outside Services	659.4	728.8	-	728.8
Travel In-State	-	-	-	-
Travel Out-Of-State	-	-	-	-
Food	-	-	-	-
Other Operating Expenditures	1.2	150.0	-	150.0
Capital Equipment	-	-	-	-
Non-Capital Equipment	-	-	-	-
Transfers-Out	-	-	-	-
<b>Expenditure Categories Total:</b>	<b>840.7</b>	<b>935.5</b>	-	<b>935.5</b>
<b>IGA and ISA Fund Total:</b>	<b>840.7</b>	<b>935.5</b>	-	<b>935.5</b>

**Fund:** CC3043 Arizona Arts Trust Fund

### Appropriated

Personal Services	-	40.7	-	40.7
Employee Related Expenditures	-	13.6	-	13.6
<b>Subtotal Personal Services and ERE</b>	<b>-</b>	<b>54.3</b>	-	<b>54.3</b>
Professional & Outside Services	-	-	-	-
Travel In-State	-	-	-	-
Travel Out-Of-State	-	-	-	-
Food	-	-	-	-
Other Operating Expenditures	3.7	3.4	-	3.4
Capital Equipment	-	-	-	-
Non-Capital Equipment	-	-	-	-
Transfers-Out	-	-	-	-

## Program Budget Unit Summary of Expenditure and Budget Request for Selected Funds

<b>Agency:</b>	<b>Corporation Commission</b>
----------------	-------------------------------

	FY 2023 Actuals	FY 2024 Expenditure Plan	FY 2025 Funding Issue	FY 2025 Total Request
<b>Program:</b> CCA-1-0 Administration				
<b>Sub Program:</b> CCA-1-1 Administration				
<b>Fund:</b> CC3043 Arizona Arts Trust Fund				
<b>Expenditure Categories Total:</b>	3.7	57.7	-	57.7
<b>Arizona Arts Trust Fund Total:</b>	3.7	57.7	-	57.7
<b>Sub Program Total for Select Funds:</b>	6,736.4	7,640.1	875.0	8,515.1

## Program Summary of Expenditure and Budget Request

**Agency:** Corporation Commission

**Program:** Administration

<b>Program Summary</b>		FY 2023 Actuals	FY 2024 Expenditure Plan	FY 2025 Funding Issue	FY 2025 Total Request
CCA-1-1	Administration	6,736.4	7,640.1	875.0	8,515.1
<b>Administration Summary Total:</b>		<b>6,736.4</b>	<b>7,640.1</b>	<b>875.0</b>	<b>8,515.1</b>
<b>Expenditure Categories</b>					
FTE	FTE	29.0	31.0	-	31.0
6000	Personal Services	2,479.2	2,837.2	626.0	3,463.2
6100	Employee Related Expenditures	1,081.0	1,250.2	249.0	1,499.2
<b>Subtotal Personal Services and ERE</b>		<b>3,560.2</b>	<b>4,087.4</b>	<b>875.0</b>	<b>4,962.4</b>
6200	Professional & Outside Services	704.3	846.8	-	846.8
6500	Travel In-State	18.3	40.4	-	40.4
6600	Travel Out-Of-State	40.9	187.0	-	187.0
6700	Food	-	-	-	-
7000	Other Operating Expenditures	2,370.2	2,478.5	-	2,478.5
8400	Capital Equipment	-	-	-	-
8500	Non-Capital Equipment	7.4	-	-	-
9100	Transfers-Out	35.0	-	-	-
<b>Expenditure Categories Total:</b>		<b>6,736.4</b>	<b>7,640.1</b>	<b>875.0</b>	<b>8,515.1</b>
<b>Fund Source</b>					
<b>Appropriated Funds</b>					
AA1000	General Fund (Appropriated)	12.8	5.3	-	5.3
CC2172	Utility Regulation Revolving Fund (Appropriated)	3,090.0	4,546.5	425.0	4,971.5
CC2264	Securities Regulatory and Enforcement Fund (Appropriated)	873.8	1,464.0	250.0	1,714.0
CC2333	Public Access Fund (Appropriated)	840.1	546.2	200.0	746.2
CC2404	Securities Investment Management Fund (Appropriated)	57.1	17.6	-	17.6
CC3043	Arizona Arts Trust Fund (Appropriated)	3.7	57.7	-	57.7
<b>Appropriated Funds Total:</b>		<b>4,877.5</b>	<b>6,637.3</b>	<b>875.0</b>	<b>7,512.3</b>
<b>Non-Appropriated Funds</b>					
CC2000	Federal Grants Fund (Non-Appropriated)	1,018.2	67.3	-	67.3
CC2500	IGA and ISA Fund (Non-Appropriated)	840.7	935.5	-	935.5
<b>Non-Appropriated Funds Total:</b>		<b>1,858.9</b>	<b>1,002.8</b>	<b>-</b>	<b>1,002.8</b>
<b>Administration Summary Total:</b>		<b>6,736.4</b>	<b>7,640.1</b>	<b>875.0</b>	<b>8,515.1</b>

## Program Summary of Expenditure and Budget Request for Selected Funds

**Agency:** Corporation Commission

**Program:** Administration

**Fund:** AA1000 General Fund (Appropriated)

<b>Program Expenditures</b>		FY 2023 Actuals	FY 2024 Expenditure Plan	FY 2025 Funding Issue	FY 2025 Total Request
CCA-1-1	Administration	12.8	5.3	-	5.3
<b>General Fund (Appropriated) Summary Total:</b>		<b>12.8</b>	<b>5.3</b>	<b>-</b>	<b>5.3</b>
<b>Appropriated Funding</b>					
6000	Personal Services	-	-	-	-
6100	Employee Related Expenditures	-	-	-	-
<b>Subtotal Personal Services and ERE</b>		<b>-</b>	<b>-</b>	<b>-</b>	<b>-</b>
6200	Professional & Outside Services	-	-	-	-
6500	Travel In-State	-	-	-	-
6600	Travel Out-Of-State	-	-	-	-
6700	Food	-	-	-	-
7000	Other Operating Expenditures	12.8	5.3	-	5.3
8400	Capital Equipment	-	-	-	-
8500	Non-Capital Equipment	-	-	-	-
9100	Transfers-Out	-	-	-	-
<b>Expenditure Categories Total:</b>		<b>12.8</b>	<b>5.3</b>	<b>-</b>	<b>5.3</b>
<b>Fund AA1000 - A Total:</b>		<b>12.8</b>	<b>5.3</b>	<b>-</b>	<b>5.3</b>

## Program Summary of Expenditure and Budget Request for Selected Funds

<b>Agency:</b>	<b>Corporation Commission</b>
<b>Program:</b>	<b>Administration</b>
<b>Fund:</b>	<b>CC2000 Federal Grants Fund (Non-Appropriated)</b>

<b>Program Expenditures</b>	FY 2023 Actuals	FY 2024 Expenditure Plan	FY 2025 Funding Issue	FY 2025 Total Request
CCA-1-1 Administration	1,018.2	67.3	-	67.3
<b>Federal Grants Fund (Non-Appropriated)</b>	<b>1,018.2</b>	<b>67.3</b>	<b>-</b>	<b>67.3</b>
<b>Summary Total:</b>	<b>1,018.2</b>	<b>67.3</b>	<b>-</b>	<b>67.3</b>
<b>Non-Appropriated Funding</b>				
6000 Personal Services	6.4	67.3	-	67.3
6100 Employee Related Expenditures	(2.2)	-	-	-
<b>Subtotal Personal Services and ERE</b>	<b>4.2</b>	<b>67.3</b>	<b>-</b>	<b>67.3</b>
6200 Professional & Outside Services	-	-	-	-
6500 Travel In-State	5.1	-	-	-
6600 Travel Out-Of-State	-	-	-	-
6700 Food	-	-	-	-
7000 Other Operating Expenditures	1,005.8	-	-	-
8400 Capital Equipment	-	-	-	-
8500 Non-Capital Equipment	-	-	-	-
9100 Transfers-Out	3.1	-	-	-
<b>Expenditure Categories Total:</b>	<b>1,018.2</b>	<b>67.3</b>	<b>-</b>	<b>67.3</b>
<b>Fund CC2000 - N Total:</b>	<b>1,018.2</b>	<b>67.3</b>	<b>-</b>	<b>67.3</b>

## Program Summary of Expenditure and Budget Request for Selected Funds

<b>Agency:</b>	<b>Corporation Commission</b>
<b>Program:</b>	<b>Administration</b>
<b>Fund:</b>	<b>CC2172 Utility Regulation Revolving Fund (Appropriated)</b>

<b>Program Expenditures</b>	<b>FY 2023 Actuals</b>	<b>FY 2024 Expenditure Plan</b>	<b>FY 2025 Funding Issue</b>	<b>FY 2025 Total Request</b>
CCA-1-1 Administration	3,090.0	4,546.5	425.0	4,971.5
<b>Utility Regulation Revolving Fund (Appropriated) Summary Total:</b>	<b>3,090.0</b>	<b>4,546.5</b>	<b>425.0</b>	<b>4,971.5</b>
<b>Appropriated Funding</b>				
6000 Personal Services	1,840.6	2,096.7	304.0	2,400.7
6100 Employee Related Expenditures	864.2	1,016.4	121.0	1,137.4
<b>Subtotal Personal Services and ERE</b>	<b>2,704.9</b>	<b>3,113.1</b>	<b>425.0</b>	<b>3,538.1</b>
6200 Professional & Outside Services	5.4	18.0	-	18.0
6500 Travel In-State	13.0	40.4	-	40.4
6600 Travel Out-Of-State	36.1	179.0	-	179.0
6700 Food	-	-	-	-
7000 Other Operating Expenditures	295.2	1,196.0	-	1,196.0
8400 Capital Equipment	-	-	-	-
8500 Non-Capital Equipment	3.8	-	-	-
9100 Transfers-Out	31.6	-	-	-
<b>Expenditure Categories Total:</b>	<b>3,090.0</b>	<b>4,546.5</b>	<b>425.0</b>	<b>4,971.5</b>
<b>Fund CC2172 - A Total:</b>	3,090.0	4,546.5	425.0	4,971.5

## Program Summary of Expenditure and Budget Request for Selected Funds

<b>Agency:</b>	<b>Corporation Commission</b>
<b>Program:</b>	<b>Administration</b>
<b>Fund:</b>	<b>CC2264 Securities Regulatory and Enforcement Fund (Appropriated)</b>

<b>Program Expenditures</b>	<b>FY 2023 Actuals</b>	<b>FY 2024 Expenditure Plan</b>	<b>FY 2025 Funding Issue</b>	<b>FY 2025 Total Request</b>
CCA-1-1 Administration	873.8	1,464.0	250.0	1,714.0
<b>Securities Regulatory and Enforcement Fund (Appropriated) Summary Total:</b>	<b>873.8</b>	<b>1,464.0</b>	<b>250.0</b>	<b>1,714.0</b>
<b>Appropriated Funding</b>				
6000 Personal Services	146.4	592.0	179.0	771.0
6100 Employee Related Expenditures	167.5	204.0	71.0	275.0
<b>Subtotal Personal Services and ERE</b>	<b>313.9</b>	<b>796.0</b>	<b>250.0</b>	<b>1,046.0</b>
6200 Professional & Outside Services	39.6	100.0	-	100.0
6500 Travel In-State	0.2	-	-	-
6600 Travel Out-Of-State	4.7	8.0	-	8.0
6700 Food	-	-	-	-
7000 Other Operating Expenditures	511.4	560.0	-	560.0
8400 Capital Equipment	-	-	-	-
8500 Non-Capital Equipment	3.6	-	-	-
9100 Transfers-Out	0.3	-	-	-
<b>Expenditure Categories Total:</b>	<b>873.8</b>	<b>1,464.0</b>	<b>250.0</b>	<b>1,714.0</b>
<b>Fund CC2264 - A Total:</b>	<b>873.8</b>	<b>1,464.0</b>	<b>250.0</b>	<b>1,714.0</b>



## Program Summary of Expenditure and Budget Request for Selected Funds

<b>Agency:</b>	<b>Corporation Commission</b>
<b>Program:</b>	<b>Administration</b>
<b>Fund:</b>	<b>CC2333 Public Access Fund (Appropriated)</b>

<b>Program Expenditures</b>	FY 2023 Actuals	FY 2024 Expenditure Plan	FY 2025 Funding Issue	FY 2025 Total Request
CCA-1-1 Administration	840.1	546.2	200.0	746.2
<b>Public Access Fund (Appropriated) Summary Total:</b>	<b>840.1</b>	<b>546.2</b>	<b>200.0</b>	<b>746.2</b>
<b>Appropriated Funding</b>				
6000 Personal Services	357.1	-	143.0	143.0
6100 Employee Related Expenditures	-	-	57.0	57.0
<b>Subtotal Personal Services and ERE</b>	<b>357.1</b>	<b>-</b>	<b>200.0</b>	<b>200.0</b>
6200 Professional & Outside Services	-	-	-	-
6500 Travel In-State	-	-	-	-
6600 Travel Out-Of-State	-	-	-	-
6700 Food	-	-	-	-
7000 Other Operating Expenditures	483.1	546.2	-	546.2
8400 Capital Equipment	-	-	-	-
8500 Non-Capital Equipment	-	-	-	-
9100 Transfers-Out	-	-	-	-
<b>Expenditure Categories Total:</b>	<b>840.1</b>	<b>546.2</b>	<b>200.0</b>	<b>746.2</b>
<b>Fund CC2333 - A Total:</b>	840.1	546.2	200.0	746.2

## Program Summary of Expenditure and Budget Request for Selected Funds

<b>Agency:</b>	<b>Corporation Commission</b>
<b>Program:</b>	<b>Administration</b>
<b>Fund:</b>	<b>CC2404 Securities Investment Management Fund (Appropriated)</b>

<b>Program Expenditures</b>	FY 2023 Actuals	FY 2024 Expenditure Plan	FY 2025 Funding Issue	FY 2025 Total Request
CCA-1-1 Administration	57.1	17.6	-	17.6
<b>Securities Investment Management Fund (Appropriated) Summary Total:</b>	<b>57.1</b>	<b>17.6</b>	-	<b>17.6</b>
<b>Appropriated Funding</b>				
6000 Personal Services	-	-	-	-
6100 Employee Related Expenditures	-	-	-	-
<b>Subtotal Personal Services and ERE</b>	<b>-</b>	<b>-</b>	-	-
6200 Professional & Outside Services	-	-	-	-
6500 Travel In-State	-	-	-	-
6600 Travel Out-Of-State	-	-	-	-
6700 Food	-	-	-	-
7000 Other Operating Expenditures	57.1	17.6	-	17.6
8400 Capital Equipment	-	-	-	-
8500 Non-Capital Equipment	-	-	-	-
9100 Transfers-Out	-	-	-	-
<b>Expenditure Categories Total:</b>	<b>57.1</b>	<b>17.6</b>	-	<b>17.6</b>
<b>Fund CC2404 - A Total:</b>	<b>57.1</b>	<b>17.6</b>	-	<b>17.6</b>

## Program Summary of Expenditure and Budget Request for Selected Funds

<b>Agency:</b>	<b>Corporation Commission</b>
<b>Program:</b>	<b>Administration</b>
<b>Fund:</b>	<b>CC2500 IGA and ISA Fund (Non-Appropriated)</b>

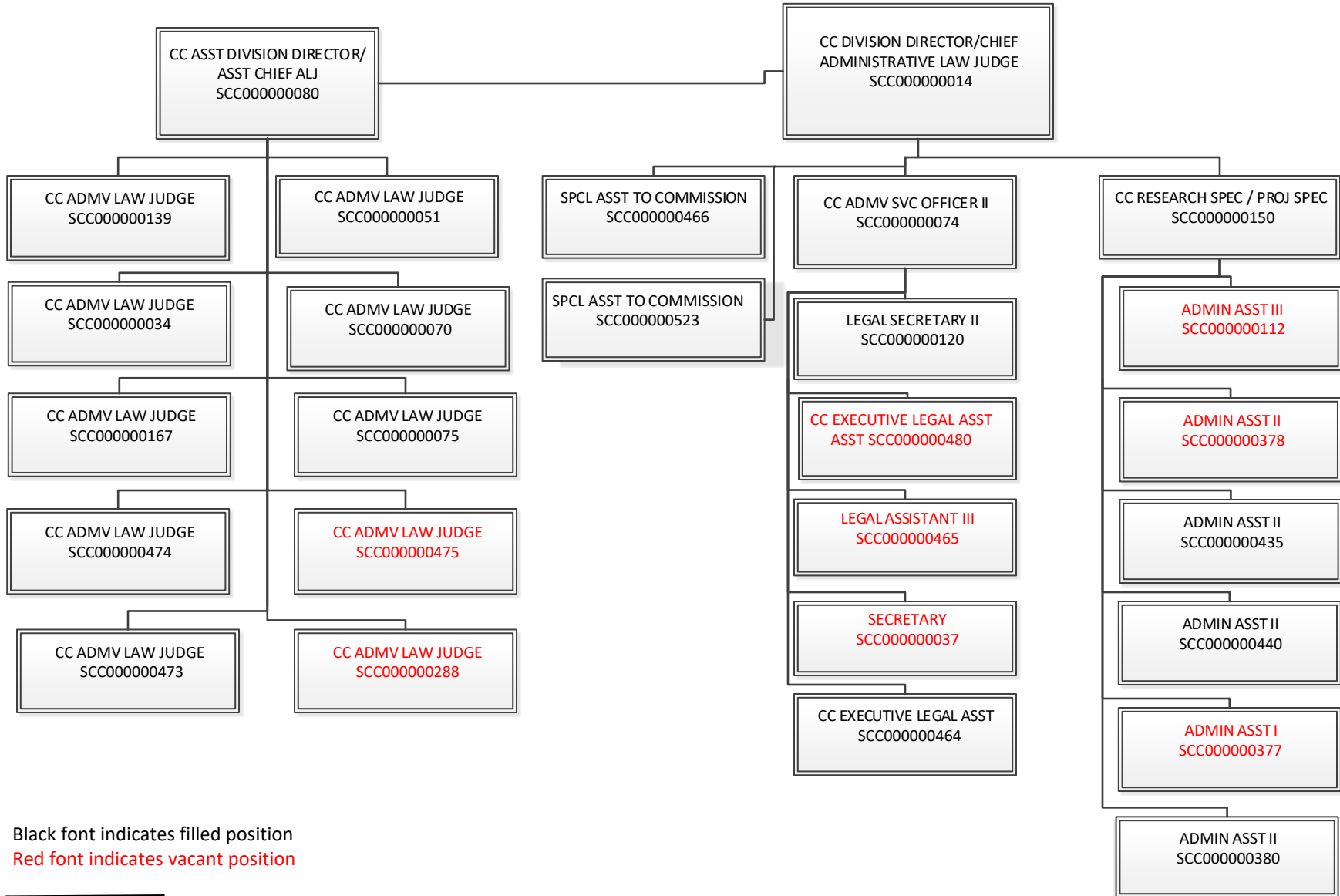
<b>Program Expenditures</b>	FY 2023 Actuals	FY 2024 Expenditure Plan	FY 2025 Funding Issue	FY 2025 Total Request
CCA-1-1 Administration	840.7	935.5	-	935.5
<b>IGA and ISA Fund (Non-Appropriated) Summary Total:</b>	<b>840.7</b>	<b>935.5</b>	-	<b>935.5</b>
<b>Non-Appropriated Funding</b>				
6000 Personal Services	128.7	40.5	-	40.5
6100 Employee Related Expenditures	51.5	16.2	-	16.2
<b>Subtotal Personal Services and ERE</b>	<b>180.1</b>	<b>56.7</b>	-	<b>56.7</b>
6200 Professional & Outside Services	659.4	728.8	-	728.8
6500 Travel In-State	-	-	-	-
6600 Travel Out-Of-State	-	-	-	-
6700 Food	-	-	-	-
7000 Other Operating Expenditures	1.2	150.0	-	150.0
8400 Capital Equipment	-	-	-	-
8500 Non-Capital Equipment	-	-	-	-
9100 Transfers-Out	-	-	-	-
<b>Expenditure Categories Total:</b>	<b>840.7</b>	<b>935.5</b>	-	<b>935.5</b>
<b>Fund CC2500 - N Total:</b>	<b>840.7</b>	<b>935.5</b>	-	<b>935.5</b>

## Program Summary of Expenditure and Budget Request for Selected Funds

<b>Agency:</b>	<b>Corporation Commission</b>
<b>Program:</b>	<b>Administration</b>
<b>Fund:</b>	<b>CC3043 Arizona Arts Trust Fund (Appropriated)</b>

<b>Program Expenditures</b>	FY 2023 Actuals	FY 2024 Expenditure Plan	FY 2025 Funding Issue	FY 2025 Total Request
CCA-1-1 Administration	3.7	57.7	-	57.7
<b>Arizona Arts Trust Fund (Appropriated) Summary Total:</b>	3.7	57.7	-	57.7
<b>Appropriated Funding</b>				
6000 Personal Services	-	40.7	-	40.7
6100 Employee Related Expenditures	-	13.6	-	13.6
<b>Subtotal Personal Services and ERE</b>	-	<b>54.3</b>	-	<b>54.3</b>
6200 Professional & Outside Services	-	-	-	-
6500 Travel In-State	-	-	-	-
6600 Travel Out-Of-State	-	-	-	-
6700 Food	-	-	-	-
7000 Other Operating Expenditures	3.7	3.4	-	3.4
8400 Capital Equipment	-	-	-	-
8500 Non-Capital Equipment	-	-	-	-
9100 Transfers-Out	-	-	-	-
<b>Expenditure Categories Total:</b>	3.7	57.7	-	57.7
<b>Fund CC3043 - A Total:</b>	3.7	57.7	-	57.7
<b>Administration Total:</b>	6,736.4	7,640.1	875.0	8,515.1

# ARIZONA CORPORATION COMMISSION HEARING DIVISION



Black font indicates filled position  
Red font indicates vacant position

**TOTAL FTE: 27**

**EFFECTIVE 07/28/2023**

## Program Expenditure Schedule

**Agency:** Corporation Commission

**Program:** Hearings

<b>FTE</b>	<b>FY 2023 Actuals</b>	<b>FY 2024 Expenditure Plan</b>	<b>FY 2025 Funding Issue</b>	<b>FY 2025 Total Request</b>
FTE	18.0	21.0	-	21.0
<b>Expenditure Category Total:</b>	-	-	-	-

<b>Fund Source</b>		<b>FY 2023 Actuals</b>	<b>FY 2024 Expenditure Plan</b>	<b>FY 2025 Funding Issue</b>	<b>FY 2025 Total Request</b>
<b>Appropriated Funds</b>					
CC2172	Utility Regulation Revolving Fund (Appropriated)	18.0	21.0	-	21.0
<b>Appropriated Funds Total:</b>		<b>18.0</b>	<b>21.0</b>	<b>-</b>	<b>21.0</b>
<b>Fund Source Total:</b>		<b>18.0</b>	<b>21.0</b>	<b>-</b>	<b>21.0</b>

<b>Personal Services</b>		<b>FY 2023 Actuals</b>	<b>FY 2024 Expenditure Plan</b>	<b>FY 2025 Funding Issue</b>	<b>FY 2025 Total Request</b>
Personal Services		1,684.1	1,975.3	-	1,975.3
<b>Expenditure Category Total:</b>		<b>1,684.1</b>	<b>1,975.3</b>	<b>-</b>	<b>1,975.3</b>

<b>Fund Source</b>		<b>FY 2023 Actuals</b>	<b>FY 2024 Expenditure Plan</b>	<b>FY 2025 Funding Issue</b>	<b>FY 2025 Total Request</b>
<b>Appropriated Funds</b>					
CC2172	Utility Regulation Revolving Fund (Appropriated)	1,684.1	1,975.3	-	1,975.3
<b>Appropriated Funds Total:</b>		<b>1,684.1</b>	<b>1,975.3</b>	<b>-</b>	<b>1,975.3</b>
<b>Fund Source Total:</b>		<b>1,684.1</b>	<b>1,975.3</b>	<b>-</b>	<b>1,975.3</b>

<b>Employee Related Expenditures</b>		<b>FY 2023 Actuals</b>	<b>FY 2024 Expenditure Plan</b>	<b>FY 2025 Funding Issue</b>	<b>FY 2025 Total Request</b>
Employee Related Expenses		-	750.6	-	750.6
FICA Taxes		125.0	-	-	-
Medical Insurance		256.8	-	-	-
Basic Life		0.1	-	-	-
Long-Term Disability (ASRS)		2.3	-	-	-
Unemployment Compensation & Other State' Taxes		0.4	-	-	-
Dental Insurance		1.7	-	-	-
Workers' Compensation		15.4	-	-	-
Arizona State Retirement System		200.4	-	-	-
Personnel Board Pro-Rata Charges		14.5	-	-	-
Information Technology Pro Rata Charge		9.6	-	-	-

## Program Expenditure Schedule

**Agency:** Corporation Commission

**Program:** Hearings

	FY 2023 Actuals	FY 2024 Expenditure Plan	FY 2025 Funding Issue	FY 2025 Total Request
Accumulated Sick Leave Fund Charge	6.7	-	-	-
<b>Expenditure Category Total:</b>	<b>633.0</b>	<b>750.6</b>	<b>-</b>	<b>750.6</b>

### Fund Source

#### Appropriated Funds

CC2172	Utility Regulation Revolving Fund (Appropriated)	633.0	750.6	-	750.6
	<b>Appropriated Funds Total:</b>	<b>633.0</b>	<b>750.6</b>	<b>-</b>	<b>750.6</b>
	<b>Fund Source Total:</b>	<b>633.0</b>	<b>750.6</b>	<b>-</b>	<b>750.6</b>

### Professional & Outside Services

	FY 2023 Actuals	FY 2024 Expenditure Plan	FY 2025 Funding Issue	FY 2025 Total Request
Professional and Outside Services	-	7.0	-	7.0
External Legal Services	5.5	-	-	-
<b>Expenditure Category Total:</b>	<b>5.5</b>	<b>7.0</b>	<b>-</b>	<b>7.0</b>

### Fund Source

#### Appropriated Funds

CC2172	Utility Regulation Revolving Fund (Appropriated)	5.5	7.0	-	7.0
	<b>Appropriated Funds Total:</b>	<b>5.5</b>	<b>7.0</b>	<b>-</b>	<b>7.0</b>
	<b>Fund Source Total:</b>	<b>5.5</b>	<b>7.0</b>	<b>-</b>	<b>7.0</b>

### Travel In-State

	FY 2023 Actuals	FY 2024 Expenditure Plan	FY 2025 Funding Issue	FY 2025 Total Request
Travel In-State	-	3.5	-	3.5
Mileage - Private Vehicle	1.3	-	-	-
Lodging	0.5	-	-	-
Meals with Overnight Stay	0.1	-	-	-
Other Miscellaneous In- State Travel	0.1	-	-	-
<b>Expenditure Category Total:</b>	<b>2.0</b>	<b>3.5</b>	<b>-</b>	<b>3.5</b>

### Fund Source

#### Appropriated Funds

CC2172	Utility Regulation Revolving Fund (Appropriated)	2.0	3.5	-	3.5
--------	---	-----	-----	---	-----

## Program Expenditure Schedule

**Agency:** Corporation Commission

**Program:** Hearings

	FY 2023 Actuals	FY 2024 Expenditure Plan	FY 2025 Funding Issue	FY 2025 Total Request
Appropriated Funds Total:	2.0	3.5	-	3.5
Fund Source Total:	2.0	3.5	-	3.5

<b>Travel Out-Of-State</b>	FY 2023 Actuals	FY 2024 Expenditure Plan	FY 2025 Funding Issue	FY 2025 Total Request
Travel Out of State	-	8.0	-	8.0
Airfare and Other Common Carrier Charges	0.4	-	-	-
Lodging Out-of-State	2.8	-	-	-
Meals with Overnight Stay	0.3	-	-	-
Other Miscellaneous Out-of- State Travel	0.0	-	-	-
<b>Expenditure Category Total:</b>	<b>3.5</b>	<b>8.0</b>	<b>-</b>	<b>8.0</b>

<b>Fund Source</b>					
<b>Appropriated Funds</b>					
CC2172	Utility Regulation Revolving Fund (Appropriated)	3.5	8.0	-	8.0
<b>Appropriated Funds Total:</b>		<b>3.5</b>	<b>8.0</b>	<b>-</b>	<b>8.0</b>
<b>Fund Source Total:</b>		<b>3.5</b>	<b>8.0</b>	<b>-</b>	<b>8.0</b>

<b>Other Operating Expenditures</b>		FY 2023 Actuals	FY 2024 Expenditure Plan	FY 2025 Funding Issue	FY 2025 Total Request
Other Operating Expenses		-	80.3	-	80.3
External Telecommunications Charges		13.9	-	-	-
Other Internal Services		0.1	-	-	-
Repair & Maintenance - Other Equipment		4.5	-	-	-
Office Supplies		5.2	-	-	-
Computer Supplies		1.1	-	-	-
Conference Registration / Attendance Fees		1.4	-	-	-
Other Education & Training Costs		17.2	-	-	-
Internal Printing		0.0	-	-	-
Postage & Delivery		0.0	-	-	-
Dues		5.3	-	-	-
Books, Subscriptions & Publications		16.8	-	-	-
<b>Expenditure Category Total:</b>		<b>65.6</b>	<b>80.3</b>	<b>-</b>	<b>80.3</b>



## Program Expenditure Schedule

<b>Agency:</b>	<b>Corporation Commission</b>
----------------	-------------------------------

<b>Program:</b>	<b>Hearings</b>
-----------------	-----------------

	FY 2023 Actuals	FY 2024 Expenditure Plan	FY 2025 Funding Issue	FY 2025 Total Request
<b>Fund Source</b>				
<b>Appropriated Funds</b>				
CC2172 Utility Regulation Revolving Fund (Appropriated)	65.6	80.3	-	80.3
<b>Appropriated Funds Total:</b>	<b>65.6</b>	<b>80.3</b>	<b>-</b>	<b>80.3</b>
<b>Fund Source Total:</b>	<b>65.6</b>	<b>80.3</b>	<b>-</b>	<b>80.3</b>

## Program Budget Unit Summary of Expenditure and Budget Request for All Funds

**Agency:** Corporation Commission

	FY 2023 Actuals	FY 2024 Expenditure Plan	FY 2025 Funding Issue	FY 2025 Total Request
<b>Program: CCA-2-0 Hearings</b>				

### Expenditure Categories

FTE	18.0	21.0	-	21.0
Personal Services	1,684.1	1,975.3	-	1,975.3
Employee Related Expenditures	633.0	750.6	-	750.6
<b>Subtotal Personal Services and ERE</b>	<b>2,317.1</b>	<b>2,725.9</b>	-	<b>2,725.9</b>
Professional & Outside Services	5.5	7.0	-	7.0
Travel In-State	2.0	3.5	-	3.5
Travel Out-Of-State	3.5	8.0	-	8.0
Food	-	-	-	-
Other Operating Expenditures	65.6	80.3	-	80.3
Capital Equipment	-	-	-	-
Non-Capital Equipment	-	-	-	-
Transfers-Out	-	-	-	-
<b>Expenditure Categories Total:</b>	<b>2,393.7</b>	<b>2,824.7</b>	-	<b>2,824.7</b>

### Fund Source

#### Appropriated Funds

Utility Regulation Revolving Fund (Appropriated)	2,393.7	2,824.7	-	2,824.7
<b>Appropriated Funds Total:</b>	<b>2,393.7</b>	<b>2,824.7</b>	-	<b>2,824.7</b>
<b>Hearings Total:</b>	<b>2,393.7</b>	<b>2,824.7</b>	-	<b>2,824.7</b>

### Sub Program: CCA-2-1 Hearings

### Expenditure Categories

FTE	18.0	21.0	-	21.0
Personal Services	1,684.1	1,975.3	-	1,975.3
Employee Related Expenditures	633.0	750.6	-	750.6
<b>Subtotal Personal Services and ERE</b>	<b>2,317.1</b>	<b>2,725.9</b>	-	<b>2,725.9</b>
Professional & Outside Services	5.5	7.0	-	7.0
Travel In-State	2.0	3.5	-	3.5
Travel Out-Of-State	3.5	8.0	-	8.0
Food	-	-	-	-

## Program Budget Unit Summary of Expenditure and Budget Request for All Funds

<b>Agency:</b>	<b>Corporation Commission</b>
----------------	-------------------------------

	FY 2023 Actuals	FY 2024 Expenditure Plan	FY 2025 Funding Issue	FY 2025 Total Request
<b>Program: CCA-2-0 Hearings</b>				
<b>Sub Program: CCA-2-1 Hearings</b>				
Other Operating Expenditures	65.6	80.3	-	80.3
Capital Equipment	-	-	-	-
Non-Capital Equipment	-	-	-	-
Transfers-Out	-	-	-	-
<b>Expenditure Categories Total:</b>	<b>2,393.7</b>	<b>2,824.7</b>	-	<b>2,824.7</b>
<b>Fund Source</b>				
<b>Appropriated Funds</b>				
Utility Regulation Revolving Fund (Appropriated)	2,393.7	2,824.7	-	2,824.7
<b>Appropriated Funds Total:</b>	<b>2,393.7</b>	<b>2,824.7</b>	-	<b>2,824.7</b>
<b>Hearings Total:</b>	<b>2,393.7</b>	<b>2,824.7</b>	-	<b>2,824.7</b>

## Program Budget Unit Summary of Expenditure and Budget Request for Selected Funds

**Agency:** Corporation Commission

	FY 2023 Actuals	FY 2024 Expenditure Plan	FY 2025 Funding Issue	FY 2025 Total Request
<b>Program:</b> CCA-2-0 Hearings				

**Fund:** CC2172 Utility Regulation Revolving Fund

### Appropriated

Personal Services	1,684.1	1,975.3	-	1,975.3
Employee Related Expenditures	633.0	750.6	-	750.6
<b>Subtotal Personal Services and ERE</b>	<b>2,317.1</b>	<b>2,725.9</b>	-	<b>2,725.9</b>
Professional & Outside Services	5.5	7.0	-	7.0
Travel In-State	2.0	3.5	-	3.5
Travel Out-Of-State	3.5	8.0	-	8.0
Food	-	-	-	-
Other Operating Expenditures	65.6	80.3	-	80.3
Capital Equipment	-	-	-	-
Non-Capital Equipment	-	-	-	-
Transfers-Out	-	-	-	-
<b>Expenditure Categories Total:</b>	<b>2,393.7</b>	<b>2,824.7</b>	-	<b>2,824.7</b>
<b>Utility Regulation Revolving Fund Total:</b>	<b>2,393.7</b>	<b>2,824.7</b>	-	<b>2,824.7</b>
<b>Program Total for Select Funds:</b>	<b>2,393.7</b>	<b>2,824.7</b>	-	<b>2,824.7</b>

**Sub Program:** CCA-2-1 Hearings

**Fund:** CC2172 Utility Regulation Revolving Fund

### Appropriated

Personal Services	1,684.1	1,975.3	-	1,975.3
Employee Related Expenditures	633.0	750.6	-	750.6
<b>Subtotal Personal Services and ERE</b>	<b>2,317.1</b>	<b>2,725.9</b>	-	<b>2,725.9</b>
Professional & Outside Services	5.5	7.0	-	7.0
Travel In-State	2.0	3.5	-	3.5
Travel Out-Of-State	3.5	8.0	-	8.0
Food	-	-	-	-
Other Operating Expenditures	65.6	80.3	-	80.3
Capital Equipment	-	-	-	-
Non-Capital Equipment	-	-	-	-

## Program Budget Unit Summary of Expenditure and Budget Request for Selected Funds

<b>Agency:</b>	Corporation Commission
----------------	------------------------

	FY 2023 Actuals	FY 2024 Expenditure Plan	FY 2025 Funding Issue	FY 2025 Total Request
<b>Program:</b> CCA-2-0 Hearings				
<b>Sub Program:</b> CCA-2-1 Hearings				
<b>Fund:</b> CC2172 Utility Regulation Revolving Fund				

Transfers-Out	-	-	-	-
<b>Expenditure Categories Total:</b>	2,393.7	2,824.7	-	2,824.7
<b>Utility Regulation Revolving Fund Total:</b>	2,393.7	2,824.7	-	2,824.7
<b>Sub Program Total for Select Funds:</b>	2,393.7	2,824.7	-	2,824.7

## Program Summary of Expenditure and Budget Request

**Agency:** Corporation Commission

**Program:** Hearings

<b>Program Summary</b>	FY 2023 Actuals	FY 2024 Expenditure Plan	FY 2025 Funding Issue	FY 2025 Total Request
CCA-2-1 Hearings	2,393.7	2,824.7	-	2,824.7
<b>Hearings Summary Total:</b>	<b>2,393.7</b>	<b>2,824.7</b>	<b>-</b>	<b>2,824.7</b>

<b>Expenditure Categories</b>		FY 2023 Actuals	FY 2024 Expenditure Plan	FY 2025 Funding Issue	FY 2025 Total Request
FTE	FTE	18.0	21.0	-	21.0
6000	Personal Services	1,684.1	1,975.3	-	1,975.3
6100	Employee Related Expenditures	633.0	750.6	-	750.6
	<b>Subtotal Personal Services and ERE</b>	<b>2,317.1</b>	<b>2,725.9</b>	<b>-</b>	<b>2,725.9</b>
6200	Professional & Outside Services	5.5	7.0	-	7.0
6500	Travel In-State	2.0	3.5	-	3.5
6600	Travel Out-Of-State	3.5	8.0	-	8.0
6700	Food	-	-	-	-
7000	Other Operating Expenditures	65.6	80.3	-	80.3
8400	Capital Equipment	-	-	-	-
8500	Non-Capital Equipment	-	-	-	-
9100	Transfers-Out	-	-	-	-
	<b>Expenditure Categories Total:</b>	<b>2,393.7</b>	<b>2,824.7</b>	<b>-</b>	<b>2,824.7</b>

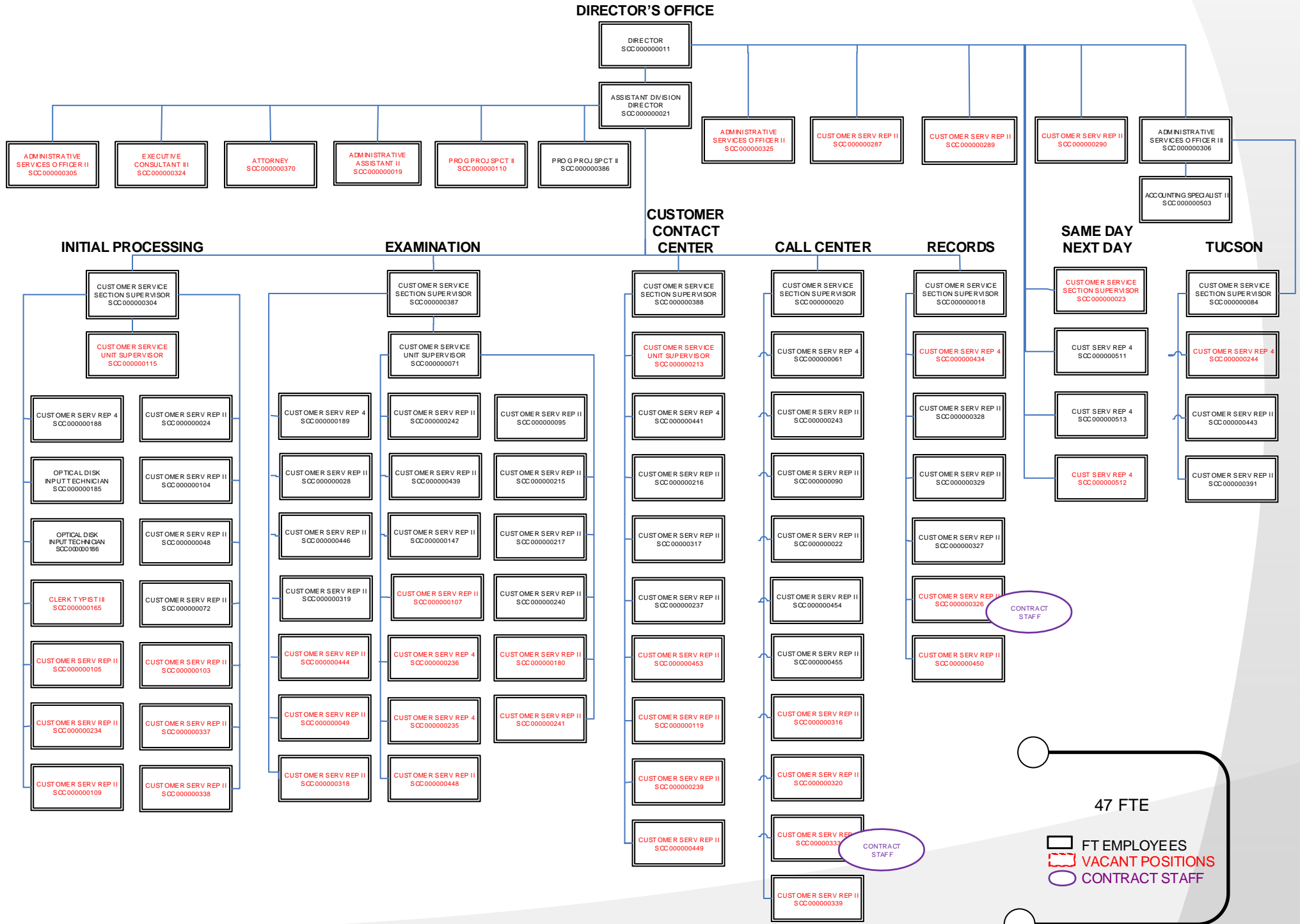
<b>Fund Source</b>		FY 2023 Actuals	FY 2024 Expenditure Plan	FY 2025 Funding Issue	FY 2025 Total Request
<b>Appropriated Funds</b>					
CC2172	Utility Regulation Revolving Fund (Appropriated)	2,393.7	2,824.7	-	2,824.7
	<b>Appropriated Funds Total:</b>	<b>2,393.7</b>	<b>2,824.7</b>	<b>-</b>	<b>2,824.7</b>
	<b>Hearings Summary Total:</b>	<b>2,393.7</b>	<b>2,824.7</b>	<b>-</b>	<b>2,824.7</b>

## Program Summary of Expenditure and Budget Request for Selected Funds

<b>Agency:</b>	<b>Corporation Commission</b>
<b>Program:</b>	<b>Hearings</b>
<b>Fund:</b>	<b>CC2172 Utility Regulation Revolving Fund (Appropriated)</b>

<b>Program Expenditures</b>	<b>FY 2023 Actuals</b>	<b>FY 2024 Expenditure Plan</b>	<b>FY 2025 Funding Issue</b>	<b>FY 2025 Total Request</b>
CCA-2-1 Hearings	2,393.7	2,824.7	-	2,824.7
<b>Utility Regulation Revolving Fund (Appropriated)</b>	<b>2,393.7</b>	<b>2,824.7</b>	<b>-</b>	<b>2,824.7</b>
<b>Summary Total:</b>	<b>2,393.7</b>	<b>2,824.7</b>	<b>-</b>	<b>2,824.7</b>
<b>Appropriated Funding</b>				
6000 Personal Services	1,684.1	1,975.3	-	1,975.3
6100 Employee Related Expenditures	633.0	750.6	-	750.6
<b>Subtotal Personal Services and ERE</b>	<b>2,317.1</b>	<b>2,725.9</b>	<b>-</b>	<b>2,725.9</b>
6200 Professional & Outside Services	5.5	7.0	-	7.0
6500 Travel In-State	2.0	3.5	-	3.5
6600 Travel Out-Of-State	3.5	8.0	-	8.0
6700 Food	-	-	-	-
7000 Other Operating Expenditures	65.6	80.3	-	80.3
8400 Capital Equipment	-	-	-	-
8500 Non-Capital Equipment	-	-	-	-
9100 Transfers-Out	-	-	-	-
<b>Expenditure Categories Total:</b>	<b>2,393.7</b>	<b>2,824.7</b>	<b>-</b>	<b>2,824.7</b>
<b>Fund CC2172 - A Total:</b>	<b>2,393.7</b>	<b>2,824.7</b>	<b>-</b>	<b>2,824.7</b>
<b>Hearings Total:</b>	<b>2,393.7</b>	<b>2,824.7</b>	<b>-</b>	<b>2,824.7</b>

# CORPORATIONS DIVISION ORGANIZATIONAL CHART





## Program Expenditure Schedule

**Agency:** Corporation Commission

**Program:** Corporations

FTE	FY 2023 Actuals	FY 2024 Expenditure Plan	FY 2025 Funding Issue	FY 2025 Total Request
FTE	45.5	55.5	-	55.5
<b>Expenditure Category Total:</b>	-	-	-	-

### Fund Source

**Appropriated Funds**

CC2333	Public Access Fund (Appropriated)	44.5	55.5	-	55.5
CC3043	Arizona Arts Trust Fund (Appropriated)	1.0	-	-	-
<b>Appropriated Funds Total:</b>		<b>45.5</b>	<b>55.5</b>	<b>-</b>	<b>55.5</b>
<b>Fund Source Total:</b>		<b>45.5</b>	<b>55.5</b>	<b>-</b>	<b>55.5</b>

Personal Services	FY 2023 Actuals	FY 2024 Expenditure Plan	FY 2025 Funding Issue	FY 2025 Total Request
Personal Services	2,014.1	2,745.2	-	2,745.2
<b>Expenditure Category Total:</b>	<b>2,014.1</b>	<b>2,745.2</b>	<b>-</b>	<b>2,745.2</b>

### Fund Source

**Appropriated Funds**

CC2333	Public Access Fund (Appropriated)	1,983.4	2,745.2	-	2,745.2
CC3043	Arizona Arts Trust Fund (Appropriated)	30.8	-	-	-
<b>Appropriated Funds Total:</b>		<b>2,014.1</b>	<b>2,745.2</b>	<b>-</b>	<b>2,745.2</b>
<b>Fund Source Total:</b>		<b>2,014.1</b>	<b>2,745.2</b>	<b>-</b>	<b>2,745.2</b>

Employee Related Expenditures	FY 2023 Actuals	FY 2024 Expenditure Plan	FY 2025 Funding Issue	FY 2025 Total Request
Employee Related Expenses	-	1,205.2	-	1,205.2
FICA Taxes	147.2	-	-	-
Medical Insurance	445.3	-	-	-
Basic Life	0.3	-	-	-
Long-Term Disability (ASRS)	2.6	-	-	-
Unemployment Compensation & Other State' Taxes	0.4	-	-	-
Dental Insurance	3.7	-	-	-
Workers' Compensation	18.3	-	-	-
Arizona State Retirement System	227.2	-	-	-
Personnel Board Pro-Rata Charges	17.3	-	-	-

## Program Expenditure Schedule

**Agency:** Corporation Commission

**Program:** Corporations

	FY 2023 Actuals	FY 2024 Expenditure Plan	FY 2025 Funding Issue	FY 2025 Total Request
Information Technology Pro Rata Charge	11.5	-	-	-
Accumulated Sick Leave Fund Charge	8.0	-	-	-
<b>Expenditure Category Total:</b>	<b>881.9</b>	<b>1,205.2</b>	-	<b>1,205.2</b>
<b>Fund Source</b>				
<b>Appropriated Funds</b>				
CC2333 Public Access Fund (Appropriated)	860.9	1,205.2	-	1,205.2
CC3043 Arizona Arts Trust Fund (Appropriated)	20.9	-	-	-
<b>Appropriated Funds Total:</b>	<b>881.9</b>	<b>1,205.2</b>	-	<b>1,205.2</b>
<b>Fund Source Total:</b>	<b>881.9</b>	<b>1,205.2</b>	-	<b>1,205.2</b>

	FY 2023 Actuals	FY 2024 Expenditure Plan	FY 2025 Funding Issue	FY 2025 Total Request
Professional and Outside Services	-	3,610.0	-	3,610.0
Temporary Agency Services	110.8	-	-	-
External Information and Communications Technology Consulting Services	66.5	-	-	-
<b>Expenditure Category Total:</b>	<b>177.3</b>	<b>3,610.0</b>	-	<b>3,610.0</b>

	FY 2023 Actuals	FY 2024 Expenditure Plan	FY 2025 Funding Issue	FY 2025 Total Request
<b>Fund Source</b>				
<b>Appropriated Funds</b>				
CC2333 Public Access Fund (Appropriated)	177.3	110.0	-	110.0
CC2566 Automation Projects Fund (Appropriated)	-	-	-	-
<b>Appropriated Funds Total:</b>	<b>177.3</b>	<b>110.0</b>	-	<b>110.0</b>
<b>Non-Appropriated Funds</b>				
CC2566 Automation Projects Fund (Non-Appropriated)	-	3,500.0	-	3,500.0
<b>Non-Appropriated Funds Total:</b>	-	<b>3,500.0</b>	-	<b>3,500.0</b>
<b>Fund Source Total:</b>	<b>177.3</b>	<b>3,610.0</b>	-	<b>3,610.0</b>

	FY 2023 Actuals	FY 2024 Expenditure Plan	FY 2025 Funding Issue	FY 2025 Total Request
<b>Travel In-State</b>				
Travel In-State	-	2.0	-	2.0
Other Miscellaneous In- State Travel	0.0	-	-	-
<b>Expenditure Category Total:</b>	<b>0.0</b>	<b>2.0</b>	-	<b>2.0</b>

## Program Expenditure Schedule

**Agency:** Corporation Commission

**Program:** Corporations

Fund Source	FY 2023 Actuals	FY 2024 Expenditure Plan	FY 2025 Funding Issue	FY 2025 Total Request
<b>Appropriated Funds</b>				
CC2333 Public Access Fund (Appropriated)	0.0	2.0	-	2.0
<b>Appropriated Funds Total:</b>	<b>0.0</b>	<b>2.0</b>	<b>-</b>	<b>2.0</b>
<b>Fund Source Total:</b>	<b>0.0</b>	<b>2.0</b>	<b>-</b>	<b>2.0</b>

Travel Out-Of-State	FY 2023 Actuals	FY 2024 Expenditure Plan	FY 2025 Funding Issue	FY 2025 Total Request
Travel Out of State	-	15.0	-	15.0
Airfare and Other Common Carrier Charges	0.9	-	-	-
Lodging Out-of-State	2.0	-	-	-
Meals with Overnight Stay	0.3	-	-	-
Other Miscellaneous Out-of- State Travel	0.1	-	-	-
<b>Expenditure Category Total:</b>	<b>3.2</b>	<b>15.0</b>	<b>-</b>	<b>15.0</b>

Fund Source	FY 2023 Actuals	FY 2024 Expenditure Plan	FY 2025 Funding Issue	FY 2025 Total Request
<b>Appropriated Funds</b>				
CC2333 Public Access Fund (Appropriated)	3.2	15.0	-	15.0
<b>Appropriated Funds Total:</b>	<b>3.2</b>	<b>15.0</b>	<b>-</b>	<b>15.0</b>
<b>Fund Source Total:</b>	<b>3.2</b>	<b>15.0</b>	<b>-</b>	<b>15.0</b>

Other Operating Expenditures	FY 2023 Actuals	FY 2024 Expenditure Plan	FY 2025 Funding Issue	FY 2025 Total Request
Other Operating Expenses	-	381.5	-	381.5
Other Insurance-Related Charges	0.3	-	-	-
External Telecommunications Charges	62.1	-	-	-
Rental of Other Machinery & Equipment	3.8	-	-	-
Miscellaneous Rent	2.8	-	-	-
Other Internal Services	8.8	-	-	-
Repair & Maintenance - Buildings	0.5	-	-	-
Repair & Maintenance - Computer Equipment	9.7	-	-	-
Repair & Maintenance - Other Equipment	8.3	-	-	-

## Program Expenditure Schedule

**Agency:** Corporation Commission

**Program:** Corporations

	FY 2023 Actuals	FY 2024 Expenditure Plan	FY 2025 Funding Issue	FY 2025 Total Request
Uniforms	0.9	-	-	-
Office Supplies	18.3	-	-	-
Computer Supplies	9.9	-	-	-
Repair & Maintenance Supplies - Neither Automotive Nor Related to Buildings	0.1	-	-	-
Other Operating Supplies	1.5	-	-	-
Conference Registration / Attendance Fees	1.8	-	-	-
Other Education & Training Costs	0.1	-	-	-
Internal Printing	0.0	-	-	-
Postage & Delivery	1.5	-	-	-
Document Shredding and Destruction Services	(40.9)	-	-	-
Dues	0.4	-	-	-
Books, Subscriptions & Publications	0.5	-	-	-
Costs for Digital Imaging or Producing Microfilm & Microfiche	144.0	-	-	-
Credit Card Fees Over Approved Limit	0.2	-	-	-
<b>Expenditure Category Total:</b>	<b>234.6</b>	<b>381.5</b>	<b>-</b>	<b>381.5</b>

### Fund Source

#### Appropriated Funds

CC2333	Public Access Fund (Appropriated)	170.9	381.5	-	381.5
<b>Appropriated Funds Total:</b>		<b>170.9</b>	<b>381.5</b>	<b>-</b>	<b>381.5</b>

#### Non-Appropriated Funds

CC2000	Federal Grants Fund (Non-Appropriated)	63.7	-	-	-
<b>Non-Appropriated Funds Total:</b>		<b>63.7</b>	<b>-</b>	<b>-</b>	<b>-</b>
<b>Fund Source Total:</b>		<b>234.6</b>	<b>381.5</b>	<b>-</b>	<b>381.5</b>

### Non-Capital Equipment

	FY 2023 Actuals	FY 2024 Expenditure Plan	FY 2025 Funding Issue	FY 2025 Total Request
Computer Equipment – Non- Capitalized Purchases	1.6	-	-	-
Other Equipment - Non- Capital Purchase	0.3	-	-	-
<b>Expenditure Category Total:</b>	<b>2.0</b>	<b>-</b>	<b>-</b>	<b>-</b>

### Fund Source

#### Appropriated Funds

## Program Expenditure Schedule

**Agency:** Corporation Commission

**Program:** Corporations

	FY 2023 Actuals	FY 2024 Expenditure Plan	FY 2025 Funding Issue	FY 2025 Total Request
CC2333 Public Access Fund (Appropriated)	2.0	-	-	-
<b>Appropriated Funds Total:</b>	<b>2.0</b>	-	-	-
<b>Fund Source Total:</b>	<b>2.0</b>	-	-	-

<b>Transfers-Out</b>	FY 2023 Actuals	FY 2024 Expenditure Plan	FY 2025 Funding Issue	FY 2025 Total Request
Transfers Out – Not Subject to Cost Allocation	2.6	-	-	-
<b>Expenditure Category Total:</b>	<b>2.6</b>	-	-	-

<b>Fund Source</b>				
<b>Appropriated Funds</b>				
CC2333 Public Access Fund (Appropriated)	2.6	-	-	-
<b>Appropriated Funds Total:</b>	<b>2.6</b>	-	-	-
<b>Fund Source Total:</b>	<b>2.6</b>	-	-	-

## Program Budget Unit Summary of Expenditure and Budget Request for All Funds

**Agency:** Corporation Commission

	FY 2023 Actuals	FY 2024 Expenditure Plan	FY 2025 Funding Issue	FY 2025 Total Request
<b>Program: CCA-3-0 Corporations</b>				

### Expenditure Categories

FTE	45.5	55.5	-	55.5
Personal Services	2,014.1	2,745.2	-	2,745.2
Employee Related Expenditures	881.9	1,205.2	-	1,205.2
<b>Subtotal Personal Services and ERE</b>	<b>2,896.0</b>	<b>3,950.4</b>	-	<b>3,950.4</b>
Professional & Outside Services	177.3	3,610.0	-	3,610.0
Travel In-State	0.0	2.0	-	2.0
Travel Out-Of-State	3.2	15.0	-	15.0
Food	-	-	-	-
Other Operating Expenditures	234.6	381.5	-	381.5
Capital Equipment	-	-	-	-
Non-Capital Equipment	2.0	-	-	-
Transfers-Out	2.6	-	-	-
<b>Expenditure Categories Total:</b>	<b>3,315.6</b>	<b>7,958.9</b>	-	<b>7,958.9</b>

### Fund Source

#### Appropriated Funds

Public Access Fund (Appropriated)	3,200.2	4,458.9	-	4,458.9
Automation Projects Fund (Appropriated)	-	-	-	-
Arizona Arts Trust Fund (Appropriated)	51.7	-	-	-
<b>Appropriated Funds Total:</b>	<b>3,251.9</b>	<b>4,458.9</b>	-	<b>4,458.9</b>

#### Non-Appropriated Funds

Federal Grants Fund (Non-Appropriated)	63.7	-	-	-
Automation Projects Fund (Non-Appropriated)	-	3,500.0	-	3,500.0
<b>Non-Appropriated Funds Total:</b>	<b>63.7</b>	<b>3,500.0</b>	-	<b>3,500.0</b>
<b>Corporations Total:</b>	<b>3,315.6</b>	<b>7,958.9</b>	-	<b>7,958.9</b>

**Sub Program: CCA-3-1 Corporations**

### Expenditure Categories

FTE	43.5	52.5	-	52.5
Personal Services	1,893.4	2,596.5	-	2,596.5

## Program Budget Unit Summary of Expenditure and Budget Request for All Funds

**Agency:** Corporation Commission

	FY 2023 Actuals	FY 2024 Expenditure Plan	FY 2025 Funding Issue	FY 2025 Total Request
<b>Program: CCA-3-0 Corporations</b>				
<b>Sub Program: CCA-3-1 Corporations</b>				
Employee Related Expenditures	818.2	1,138.8	-	1,138.8
<b>Subtotal Personal Services and ERE</b>	<b>2,711.5</b>	<b>3,735.3</b>	<b>-</b>	<b>3,735.3</b>
Professional & Outside Services	177.3	3,610.0	-	3,610.0
Travel In-State	0.0	2.0	-	2.0
Travel Out-Of-State	3.2	15.0	-	15.0
Food	-	-	-	-
Other Operating Expenditures	232.3	330.1	-	330.1
Capital Equipment	-	-	-	-
Non-Capital Equipment	2.0	-	-	-
Transfers-Out	2.6	-	-	-
<b>Expenditure Categories Total:</b>	<b>3,128.9</b>	<b>7,692.4</b>	<b>-</b>	<b>7,692.4</b>

### Fund Source

#### Appropriated Funds

Public Access Fund (Appropriated)	3,013.5	4,192.4	-	4,192.4
Automation Projects Fund (Appropriated)	-	-	-	-
Arizona Arts Trust Fund (Appropriated)	51.7	-	-	-
<b>Appropriated Funds Total:</b>	<b>3,065.2</b>	<b>4,192.4</b>	<b>-</b>	<b>4,192.4</b>

#### Non-Appropriated Funds

Federal Grants Fund (Non-Appropriated)	63.7	-	-	-
Automation Projects Fund (Non-Appropriated)	-	3,500.0	-	3,500.0
<b>Non-Appropriated Funds Total:</b>	<b>63.7</b>	<b>3,500.0</b>	<b>-</b>	<b>3,500.0</b>
<b>Corporations Total:</b>	<b>3,128.9</b>	<b>7,692.4</b>	<b>-</b>	<b>7,692.4</b>

### Sub Program: CCA-3-2 SLI Corporation Filings, Same-Day Service

#### Expenditure Categories

FTE	2.0	3.0	-	3.0
Personal Services	120.7	148.7	-	148.7
Employee Related Expenditures	63.7	66.4	-	66.4
<b>Subtotal Personal Services and ERE</b>	<b>184.5</b>	<b>215.1</b>	<b>-</b>	<b>215.1</b>
Professional & Outside Services	-	-	-	-

## Program Budget Unit Summary of Expenditure and Budget Request for All Funds

<b>Agency:</b>	<b>Corporation Commission</b>
----------------	-------------------------------

	FY 2023 Actuals	FY 2024 Expenditure Plan	FY 2025 Funding Issue	FY 2025 Total Request
<b>Program: CCA-3-0 Corporations</b>				
<b>Sub Program: CCA-3-2 SLI Corporation Filings, Same-Day Service</b>				
Travel In-State	-	-	-	-
Travel Out-Of-State	-	-	-	-
Food	-	-	-	-
Other Operating Expenditures	2.3	51.4	-	51.4
Capital Equipment	-	-	-	-
Non-Capital Equipment	-	-	-	-
Transfers-Out	-	-	-	-
<b>Expenditure Categories Total:</b>	<b>186.7</b>	<b>266.5</b>	<b>-</b>	<b>266.5</b>

<b>Fund Source</b>
--------------------

**Appropriated Funds**

Public Access Fund (Appropriated)	186.7	266.5	-	266.5
<b>Appropriated Funds Total:</b>	<b>186.7</b>	<b>266.5</b>	<b>-</b>	<b>266.5</b>
<b>Corporations Total:</b>	<b>186.7</b>	<b>266.5</b>	<b>-</b>	<b>266.5</b>



## Program Budget Unit Summary of Expenditure and Budget Request for Selected Funds

**Agency:** Corporation Commission

	FY 2023 Actuals	FY 2024 Expenditure Plan	FY 2025 Funding Issue	FY 2025 Total Request
<b>Program:</b> CCA-3-0 Corporations				

**Fund:** CC2000 Federal Grants Fund

**Non-Appropriated**

Personal Services	-	-	-	-
Employee Related Expenditures	-	-	-	-
<b>Subtotal Personal Services and ERE</b>	-	-	-	-
Professional & Outside Services	-	-	-	-
Travel In-State	-	-	-	-
Travel Out-Of-State	-	-	-	-
Food	-	-	-	-
Other Operating Expenditures	63.7	-	-	-
Capital Equipment	-	-	-	-
Non-Capital Equipment	-	-	-	-
Transfers-Out	-	-	-	-
<b>Expenditure Categories Total:</b>	<b>63.7</b>	-	-	-
<b>Federal Grants Fund Total:</b>	<b>63.7</b>	-	-	-

**Fund:** CC2333 Public Access Fund

**Appropriated**

Personal Services	1,983.4	2,745.2	-	2,745.2
Employee Related Expenditures	860.9	1,205.2	-	1,205.2
<b>Subtotal Personal Services and ERE</b>	2,844.3	3,950.4	-	3,950.4
Professional & Outside Services	177.3	110.0	-	110.0
Travel In-State	0.0	2.0	-	2.0
Travel Out-Of-State	3.2	15.0	-	15.0
Food	-	-	-	-
Other Operating Expenditures	170.9	381.5	-	381.5
Capital Equipment	-	-	-	-
Non-Capital Equipment	2.0	-	-	-
Transfers-Out	2.6	-	-	-
<b>Expenditure Categories Total:</b>	<b>3,200.2</b>	<b>4,458.9</b>	-	<b>4,458.9</b>

## Program Budget Unit Summary of Expenditure and Budget Request for Selected Funds

<b>Agency:</b>	<b>Corporation Commission</b>
----------------	-------------------------------

	FY 2023 Actuals	FY 2024 Expenditure Plan	FY 2025 Funding Issue	FY 2025 Total Request
<b>Program:</b> CCA-3-0 Corporations				
<b>Fund:</b> CC2333 Public Access Fund				
<b>Public Access Fund Total:</b>	3,200.2	4,458.9	-	4,458.9

<b>Fund:</b>	<b>CC2566 Automation Projects Fund</b>
--------------	--

<b>Appropriated</b>
---------------------

Personal Services	-	-	-	-
Employee Related Expenditures	-	-	-	-
<b>Subtotal Personal Services and ERE</b>	-	-	-	-
Professional & Outside Services	-	-	-	-
Travel In-State	-	-	-	-
Travel Out-Of-State	-	-	-	-
Food	-	-	-	-
Other Operating Expenditures	-	-	-	-
Capital Equipment	-	-	-	-
Non-Capital Equipment	-	-	-	-
Transfers-Out	-	-	-	-
<b>Expenditure Categories Total:</b>	-	-	-	-

<b>Non-Appropriated</b>
-------------------------

Personal Services	-	-	-	-
Employee Related Expenditures	-	-	-	-
<b>Subtotal Personal Services and ERE</b>	-	-	-	-
Professional & Outside Services	-	3,500.0	-	3,500.0
Travel In-State	-	-	-	-
Travel Out-Of-State	-	-	-	-
Food	-	-	-	-
Other Operating Expenditures	-	-	-	-
Capital Equipment	-	-	-	-
Non-Capital Equipment	-	-	-	-
Transfers-Out	-	-	-	-
<b>Expenditure Categories Total:</b>	-	3,500.0	-	3,500.0

## Program Budget Unit Summary of Expenditure and Budget Request for Selected Funds

**Agency:** Corporation Commission

	FY 2023 Actuals	FY 2024 Expenditure Plan	FY 2025 Funding Issue	FY 2025 Total Request
<b>Program:</b> CCA-3-0 Corporations				
<b>Fund:</b> CC2566 Automation Projects Fund				
<b>Automation Projects Fund Total:</b>	-	3,500.0	-	3,500.0

**Fund:** CC3043 Arizona Arts Trust Fund

**Appropriated**

Personal Services	30.8	-	-	-
Employee Related Expenditures	20.9	-	-	-
<b>Subtotal Personal Services and ERE</b>	<b>51.7</b>	-	-	-
Professional & Outside Services	-	-	-	-
Travel In-State	-	-	-	-
Travel Out-Of-State	-	-	-	-
Food	-	-	-	-
Other Operating Expenditures	-	-	-	-
Capital Equipment	-	-	-	-
Non-Capital Equipment	-	-	-	-
Transfers-Out	-	-	-	-
<b>Expenditure Categories Total:</b>	<b>51.7</b>	-	-	-
<b>Arizona Arts Trust Fund Total:</b>	<b>51.7</b>	-	-	-
<b>Program Total for Select Funds:</b>	<b>3,315.6</b>	<b>7,958.9</b>	-	<b>7,958.9</b>

**Sub Program:** CCA-3-1 Corporations

**Fund:** CC2000 Federal Grants Fund

**Non-Appropriated**

Personal Services	-	-	-	-
Employee Related Expenditures	-	-	-	-
<b>Subtotal Personal Services and ERE</b>	<b>-</b>	<b>-</b>	<b>-</b>	<b>-</b>
Professional & Outside Services	-	-	-	-
Travel In-State	-	-	-	-
Travel Out-Of-State	-	-	-	-
Food	-	-	-	-

## Program Budget Unit Summary of Expenditure and Budget Request for Selected Funds

**Agency:** Corporation Commission

	FY 2023 Actuals	FY 2024 Expenditure Plan	FY 2025 Funding Issue	FY 2025 Total Request
<b>Program:</b> CCA-3-0 Corporations				
<b>Sub Program:</b> CCA-3-1 Corporations				
<b>Fund:</b> CC2000 Federal Grants Fund				
Other Operating Expenditures	63.7	-	-	-
Capital Equipment	-	-	-	-
Non-Capital Equipment	-	-	-	-
Transfers-Out	-	-	-	-
<b>Expenditure Categories Total:</b>	<b>63.7</b>	-	-	-
<b>Federal Grants Fund Total:</b>	<b>63.7</b>	-	-	-

**Fund:** CC2333 Public Access Fund

<b>Appropriated</b>				
Personal Services	1,862.6	2,596.5	-	2,596.5
Employee Related Expenditures	797.2	1,138.8	-	1,138.8
<b>Subtotal Personal Services and ERE</b>	<b>2,659.8</b>	<b>3,735.3</b>	-	<b>3,735.3</b>
Professional & Outside Services	177.3	110.0	-	110.0
Travel In-State	0.0	2.0	-	2.0
Travel Out-Of-State	3.2	15.0	-	15.0
Food	-	-	-	-
Other Operating Expenditures	168.6	330.1	-	330.1
Capital Equipment	-	-	-	-
Non-Capital Equipment	2.0	-	-	-
Transfers-Out	2.6	-	-	-
<b>Expenditure Categories Total:</b>	<b>3,013.5</b>	<b>4,192.4</b>	-	<b>4,192.4</b>
<b>Public Access Fund Total:</b>	<b>3,013.5</b>	<b>4,192.4</b>	-	<b>4,192.4</b>

**Fund:** CC2566 Automation Projects Fund

<b>Appropriated</b>				
Personal Services	-	-	-	-
Employee Related Expenditures	-	-	-	-

## Program Budget Unit Summary of Expenditure and Budget Request for Selected Funds

**Agency:** Corporation Commission

	FY 2023 Actuals	FY 2024 Expenditure Plan	FY 2025 Funding Issue	FY 2025 Total Request
<b>Program:</b> CCA-3-0 Corporations				
<b>Sub Program:</b> CCA-3-1 Corporations				
<b>Fund:</b> CC2566 Automation Projects Fund				

Subtotal Personal Services and ERE	-	-	-	-
Professional & Outside Services	-	-	-	-
Travel In-State	-	-	-	-
Travel Out-Of-State	-	-	-	-
Food	-	-	-	-
Other Operating Expenditures	-	-	-	-
Capital Equipment	-	-	-	-
Non-Capital Equipment	-	-	-	-
Transfers-Out	-	-	-	-
<b>Expenditure Categories Total:</b>	-	-	-	-

**Non-Appropriated**

Personal Services	-	-	-	-
Employee Related Expenditures	-	-	-	-
<b>Subtotal Personal Services and ERE</b>	-	-	-	-
Professional & Outside Services	-	3,500.0	-	3,500.0
Travel In-State	-	-	-	-
Travel Out-Of-State	-	-	-	-
Food	-	-	-	-
Other Operating Expenditures	-	-	-	-
Capital Equipment	-	-	-	-
Non-Capital Equipment	-	-	-	-
Transfers-Out	-	-	-	-
<b>Expenditure Categories Total:</b>	-	3,500.0	-	3,500.0
<b>Automation Projects Fund Total:</b>	-	3,500.0	-	3,500.0

**Fund:** CC3043 Arizona Arts Trust Fund

**Appropriated**

Personal Services	30.8	-	-	-
-------------------	------	---	---	---

## Program Budget Unit Summary of Expenditure and Budget Request for Selected Funds

**Agency:** Corporation Commission

	FY 2023 Actuals	FY 2024 Expenditure Plan	FY 2025 Funding Issue	FY 2025 Total Request
<b>Program: CCA-3-0 Corporations</b>				
<b>Sub Program: CCA-3-1 Corporations</b>				
<b>Fund: CC3043 Arizona Arts Trust Fund</b>				
Employee Related Expenditures	20.9	-	-	-
<b>Subtotal Personal Services and ERE</b>	<b>51.7</b>	-	-	-
Professional & Outside Services	-	-	-	-
Travel In-State	-	-	-	-
Travel Out-Of-State	-	-	-	-
Food	-	-	-	-
Other Operating Expenditures	-	-	-	-
Capital Equipment	-	-	-	-
Non-Capital Equipment	-	-	-	-
Transfers-Out	-	-	-	-
<b>Expenditure Categories Total:</b>	<b>51.7</b>	-	-	-
<b>Arizona Arts Trust Fund Total:</b>	<b>51.7</b>	-	-	-
<b>Sub Program Total for Select Funds:</b>	<b>3,128.9</b>	<b>7,692.4</b>	-	<b>7,692.4</b>

**Sub Program: CCA-3-2 SLI Corporation Filings, Same-Day Service**

**Fund: CC2333 Public Access Fund**

<b>Appropriated</b>				
Personal Services	120.7	148.7	-	148.7
Employee Related Expenditures	63.7	66.4	-	66.4
<b>Subtotal Personal Services and ERE</b>	<b>184.5</b>	<b>215.1</b>	-	<b>215.1</b>
Professional & Outside Services	-	-	-	-
Travel In-State	-	-	-	-
Travel Out-Of-State	-	-	-	-
Food	-	-	-	-
Other Operating Expenditures	2.3	51.4	-	51.4
Capital Equipment	-	-	-	-
Non-Capital Equipment	-	-	-	-
Transfers-Out	-	-	-	-

## Program Budget Unit Summary of Expenditure and Budget Request for Selected Funds

<b>Agency:</b>	<b>Corporation Commission</b>
----------------	-------------------------------

	FY 2023 Actuals	FY 2024 Expenditure Plan	FY 2025 Funding Issue	FY 2025 Total Request
<b>Program:</b> CCA-3-0 Corporations				
<b>Sub Program:</b> CCA-3-2 SLI Corporation Filings, Same-Day Service				
<b>Fund:</b> CC2333 Public Access Fund				

<b>Expenditure Categories Total:</b>	186.7	266.5	-	266.5
<b>Public Access Fund Total:</b>	186.7	266.5	-	266.5
<b>Sub Program Total for Select Funds:</b>	186.7	266.5	-	266.5

## Program Summary of Expenditure and Budget Request

**Agency:** Corporation Commission

**Program:** Corporations

<b>Program Summary</b>		<b>FY 2023 Actuals</b>	<b>FY 2024 Expenditure Plan</b>	<b>FY 2025 Funding Issue</b>	<b>FY 2025 Total Request</b>
CCA-3-1	Corporations	3,128.9	7,692.4	-	7,692.4
CCA-3-2	SLI Corporation Filings, Same-Day Service	186.7	266.5	-	266.5
<b>Corporations Summary Total:</b>		<b>3,315.6</b>	<b>7,958.9</b>	<b>-</b>	<b>7,958.9</b>
<b>Expenditure Categories</b>					
FTE	FTE	45.5	55.5	-	55.5
6000	Personal Services	2,014.1	2,745.2	-	2,745.2
6100	Employee Related Expenditures	881.9	1,205.2	-	1,205.2
<b>Subtotal Personal Services and ERE</b>		<b>2,896.0</b>	<b>3,950.4</b>	<b>-</b>	<b>3,950.4</b>
6200	Professional & Outside Services	177.3	3,610.0	-	3,610.0
6500	Travel In-State	0.0	2.0	-	2.0
6600	Travel Out-Of-State	3.2	15.0	-	15.0
6700	Food	-	-	-	-
7000	Other Operating Expenditures	234.6	381.5	-	381.5
8400	Capital Equipment	-	-	-	-
8500	Non-Capital Equipment	2.0	-	-	-
9100	Transfers-Out	2.6	-	-	-
<b>Expenditure Categories Total:</b>		<b>3,315.6</b>	<b>7,958.9</b>	<b>-</b>	<b>7,958.9</b>
<b>Fund Source</b>					
<b>Appropriated Funds</b>					
CC2333	Public Access Fund (Appropriated)	3,200.2	4,458.9	-	4,458.9
CC2566	Automation Projects Fund (Appropriated)	-	-	-	-
CC3043	Arizona Arts Trust Fund (Appropriated)	51.7	-	-	-
<b>Appropriated Funds Total:</b>		<b>3,251.9</b>	<b>4,458.9</b>	<b>-</b>	<b>4,458.9</b>
<b>Non-Appropriated Funds</b>					
CC2000	Federal Grants Fund (Non-Appropriated)	63.7	-	-	-
CC2566	Automation Projects Fund (Non-Appropriated)	-	3,500.0	-	3,500.0
<b>Non-Appropriated Funds Total:</b>		<b>63.7</b>	<b>3,500.0</b>	<b>-</b>	<b>3,500.0</b>
<b>Corporations Summary Total:</b>		<b>3,315.6</b>	<b>7,958.9</b>	<b>-</b>	<b>7,958.9</b>



## Program Summary of Expenditure and Budget Request for Selected Funds

**Agency:** Corporation Commission

**Program:** Corporations

**Fund:** CC2000 Federal Grants Fund (Non-Appropriated)

<b>Program Expenditures</b>		FY 2023 Actuals	FY 2024 Expenditure Plan	FY 2025 Funding Issue	FY 2025 Total Request
CCA-3-1	Corporations	63.7	-	-	-
	<b>Federal Grants Fund (Non-Appropriated)</b>	<b>63.7</b>	-	-	-
	<b>Summary Total:</b>				
<hr/>					
<b>Non-Appropriated Funding</b>					
6000	Personal Services	-	-	-	-
6100	Employee Related Expenditures	-	-	-	-
	<b>Subtotal Personal Services and ERE</b>	-	-	-	-
6200	Professional & Outside Services	-	-	-	-
6500	Travel In-State	-	-	-	-
6600	Travel Out-Of-State	-	-	-	-
6700	Food	-	-	-	-
7000	Other Operating Expenditures	63.7	-	-	-
8400	Capital Equipment	-	-	-	-
8500	Non-Capital Equipment	-	-	-	-
9100	Transfers-Out	-	-	-	-
	<b>Expenditure Categories Total:</b>	<b>63.7</b>	-	-	-
	<b>Fund CC2000 - N Total:</b>	<b>63.7</b>	-	-	-

## Program Summary of Expenditure and Budget Request for Selected Funds

<b>Agency:</b>	<b>Corporation Commission</b>
<b>Program:</b>	<b>Corporations</b>
<b>Fund:</b>	<b>CC2333 Public Access Fund (Appropriated)</b>

<b>Program Expenditures</b>	FY 2023 Actuals	FY 2024 Expenditure Plan	FY 2025 Funding Issue	FY 2025 Total Request
CCA-3-1 Corporations	3,013.5	4,192.4	-	4,192.4
CCA-3-2 SLI Corporation Filings, Same-Day Service	186.7	266.5	-	266.5
<b>Public Access Fund (Appropriated) Summary Total:</b>	<b>3,200.2</b>	<b>4,458.9</b>	-	<b>4,458.9</b>
<b>Appropriated Funding</b>				
6000 Personal Services	1,983.4	2,745.2	-	2,745.2
6100 Employee Related Expenditures	860.9	1,205.2	-	1,205.2
<b>Subtotal Personal Services and ERE</b>	<b>2,844.3</b>	<b>3,950.4</b>	-	<b>3,950.4</b>
6200 Professional & Outside Services	177.3	110.0	-	110.0
6500 Travel In-State	0.0	2.0	-	2.0
6600 Travel Out-Of-State	3.2	15.0	-	15.0
6700 Food	-	-	-	-
7000 Other Operating Expenditures	170.9	381.5	-	381.5
8400 Capital Equipment	-	-	-	-
8500 Non-Capital Equipment	2.0	-	-	-
9100 Transfers-Out	2.6	-	-	-
<b>Expenditure Categories Total:</b>	<b>3,200.2</b>	<b>4,458.9</b>	-	<b>4,458.9</b>
<b>Fund CC2333 - A Total:</b>	<b>3,200.2</b>	<b>4,458.9</b>	<b>-</b>	<b>4,458.9</b>

## Program Summary of Expenditure and Budget Request for Selected Funds

**Agency:** Corporation Commission

**Program:** Corporations

**Fund:** CC2566 Automation Projects Fund (Appropriated)

<b>Program Expenditures</b>		FY 2023 Actuals	FY 2024 Expenditure Plan	FY 2025 Funding Issue	FY 2025 Total Request
CCA-3-1	Corporations	-	-	-	-
	<b>Automation Projects Fund (Appropriated)</b>	-	-	-	-
	<b>Summary Total:</b>	-	-	-	-
<b>Appropriated Funding</b>					
6000	Personal Services	-	-	-	-
6100	Employee Related Expenditures	-	-	-	-
	<b>Subtotal Personal Services and ERE</b>	-	-	-	-
6200	Professional & Outside Services	-	-	-	-
6500	Travel In-State	-	-	-	-
6600	Travel Out-Of-State	-	-	-	-
6700	Food	-	-	-	-
7000	Other Operating Expenditures	-	-	-	-
8400	Capital Equipment	-	-	-	-
8500	Non-Capital Equipment	-	-	-	-
9100	Transfers-Out	-	-	-	-
	<b>Expenditure Categories Total:</b>	-	-	-	-
	<b>Fund CC2566 - A Total:</b>	-	-	-	-

## Program Summary of Expenditure and Budget Request for Selected Funds

<b>Agency:</b>	<b>Corporation Commission</b>
<b>Program:</b>	<b>Corporations</b>
<b>Fund:</b>	<b>CC2566 Automation Projects Fund (Non-Appropriated)</b>

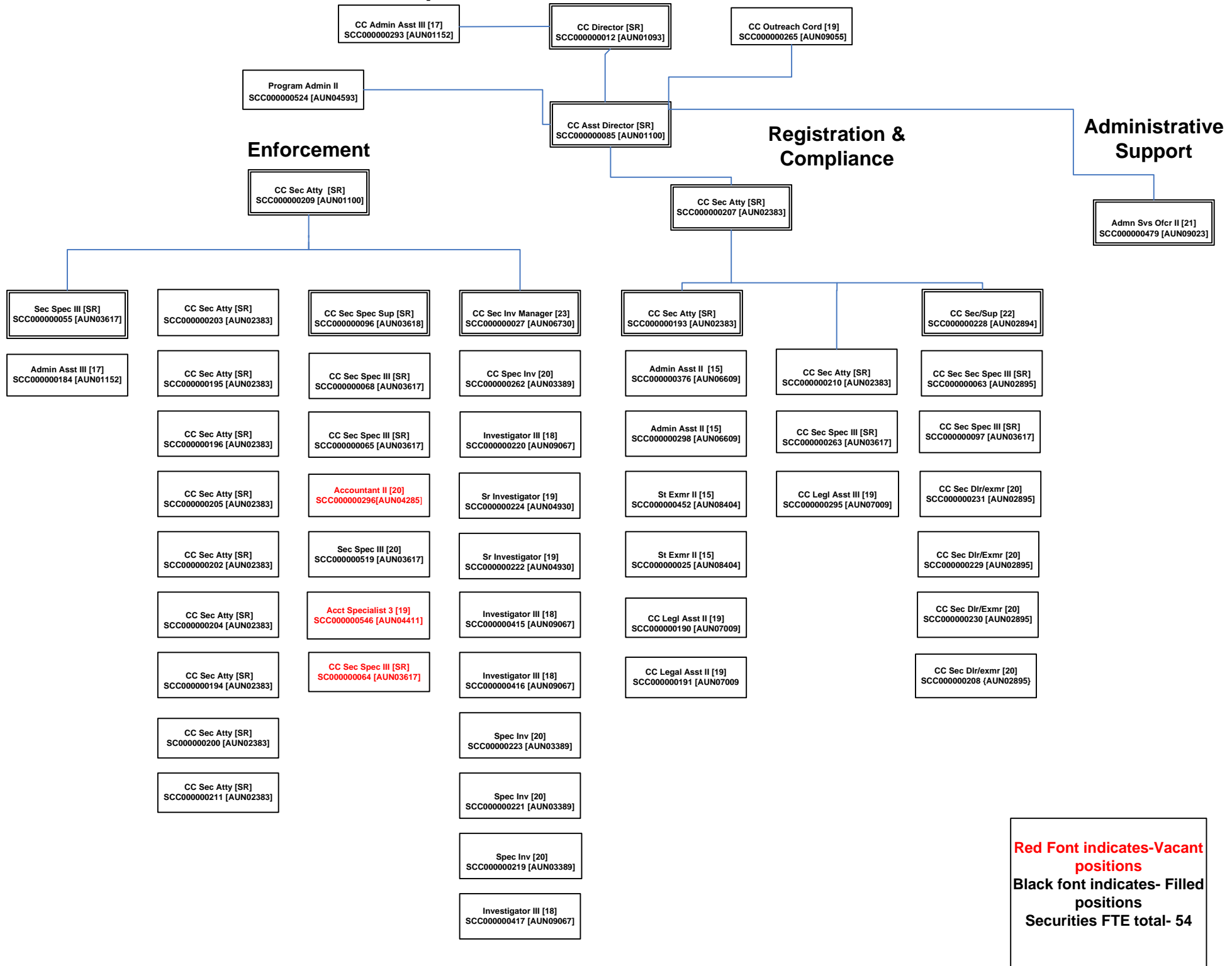
<b>Program Expenditures</b>	FY 2023 Actuals	FY 2024 Expenditure Plan	FY 2025 Funding Issue	FY 2025 Total Request
CCA-3-1 Corporations	-	3,500.0	-	3,500.0
<b>Automation Projects Fund (Non-Appropriated)</b>	-	<b>3,500.0</b>	-	<b>3,500.0</b>
<b>Summary Total:</b>	-	-	-	-
<b>Non-Appropriated Funding</b>				
6000 Personal Services	-	-	-	-
6100 Employee Related Expenditures	-	-	-	-
<b>Subtotal Personal Services and ERE</b>	-	-	-	-
6200 Professional & Outside Services	-	3,500.0	-	3,500.0
6500 Travel In-State	-	-	-	-
6600 Travel Out-Of-State	-	-	-	-
6700 Food	-	-	-	-
7000 Other Operating Expenditures	-	-	-	-
8400 Capital Equipment	-	-	-	-
8500 Non-Capital Equipment	-	-	-	-
9100 Transfers-Out	-	-	-	-
<b>Expenditure Categories Total:</b>	-	<b>3,500.0</b>	-	<b>3,500.0</b>
<b>Fund CC2566 - N Total:</b>	-	3,500.0	-	3,500.0

## Program Summary of Expenditure and Budget Request for Selected Funds

<b>Agency:</b>	<b>Corporation Commission</b>
<b>Program:</b>	<b>Corporations</b>
<b>Fund:</b>	<b>CC3043 Arizona Arts Trust Fund (Appropriated)</b>

<b>Program Expenditures</b>	FY 2023 Actuals	FY 2024 Expenditure Plan	FY 2025 Funding Issue	FY 2025 Total Request
CCA-3-1 Corporations	51.7	-	-	-
<b>Arizona Arts Trust Fund (Appropriated) Summary Total:</b>	<b>51.7</b>	-	-	-
<b>Appropriated Funding</b>				
6000 Personal Services	30.8	-	-	-
6100 Employee Related Expenditures	20.9	-	-	-
<b>Subtotal Personal Services and ERE</b>	<b>51.7</b>	-	-	-
6200 Professional & Outside Services	-	-	-	-
6500 Travel In-State	-	-	-	-
6600 Travel Out-Of-State	-	-	-	-
6700 Food	-	-	-	-
7000 Other Operating Expenditures	-	-	-	-
8400 Capital Equipment	-	-	-	-
8500 Non-Capital Equipment	-	-	-	-
9100 Transfers-Out	-	-	-	-
<b>Expenditure Categories Total:</b>	<b>51.7</b>	-	-	-
<b>Fund CC3043 - A Total:</b>	51.7	-	-	-
<b>Corporations Total:</b>	<b>3,315.6</b>	<b>7,958.9</b>	-	<b>7,958.9</b>

# Arizona Corporation Commission - Securities Division



Red Font indicates-Vacant positions

Black font indicates- Filled positions

Securities FTE total- 54

## Program Expenditure Schedule

**Agency:** Corporation Commission

**Program:** Securities

<b>FTE</b>	<b>FY 2023 Actuals</b>	<b>FY 2024 Expenditure Plan</b>	<b>FY 2025 Funding Issue</b>	<b>FY 2025 Total Request</b>
FTE	47.0	54.0	-	54.0
<b>Expenditure Category Total:</b>	-	-	-	-
<b>Fund Source</b>				
<b>Appropriated Funds</b>				
CC2264 Securities Regulatory and Enforcement Fund (Appropriated)	37.0	39.0	-	39.0
CC2404 Securities Investment Management Fund (Appropriated)	10.0	15.0	-	15.0
<b>Appropriated Funds Total:</b>	<b>47.0</b>	<b>54.0</b>	<b>-</b>	<b>54.0</b>
<b>Fund Source Total:</b>	<b>47.0</b>	<b>54.0</b>	<b>-</b>	<b>54.0</b>

<b>Personal Services</b>	<b>FY 2023 Actuals</b>	<b>FY 2024 Expenditure Plan</b>	<b>FY 2025 Funding Issue</b>	<b>FY 2025 Total Request</b>
Personal Services	3,468.7	4,284.5	54.0	4,338.5
<b>Expenditure Category Total:</b>	<b>3,468.7</b>	<b>4,284.5</b>	<b>54.0</b>	<b>4,338.5</b>

<b>Fund Source</b>	<b>FY 2023 Actuals</b>	<b>FY 2024 Expenditure Plan</b>	<b>FY 2025 Funding Issue</b>	<b>FY 2025 Total Request</b>
<b>Appropriated Funds</b>				
CC2264 Securities Regulatory and Enforcement Fund (Appropriated)	3,006.9	3,361.3	-	3,361.3
CC2404 Securities Investment Management Fund (Appropriated)	461.8	923.2	54.0	977.2
<b>Appropriated Funds Total:</b>	<b>3,468.7</b>	<b>4,284.5</b>	<b>54.0</b>	<b>4,338.5</b>
<b>Fund Source Total:</b>	<b>3,468.7</b>	<b>4,284.5</b>	<b>54.0</b>	<b>4,338.5</b>

<b>Employee Related Expenditures</b>	<b>FY 2023 Actuals</b>	<b>FY 2024 Expenditure Plan</b>	<b>FY 2025 Funding Issue</b>	<b>FY 2025 Total Request</b>
Employee Related Expenses	-	1,683.4	21.0	1,704.4
FICA Taxes	254.8	-	-	-
Medical Insurance	615.5	-	-	-
Basic Life	0.3	-	-	-
Long-Term Disability (ASRS)	4.6	-	-	-
Unemployment Compensation & Other State Taxes	0.7	-	-	-
Dental Insurance	4.3	-	-	-

## Program Expenditure Schedule

**Agency:** Corporation Commission

**Program:** Securities

	FY 2023 Actuals	FY 2024 Expenditure Plan	FY 2025 Funding Issue	FY 2025 Total Request
Workers' Compensation	31.6	-	-	-
Arizona State Retirement System	391.5	-	-	-
Personnel Board Pro-Rata Charges	29.8	-	-	-
Information Technology Pro Rata Charge	19.8	-	-	-
Accumulated Sick Leave Fund Charge	13.9	-	-	-
<b>Expenditure Category Total:</b>	<b>1,366.9</b>	<b>1,683.4</b>	<b>21.0</b>	<b>1,704.4</b>

### Fund Source

#### Appropriated Funds

CC2264	Securities Regulatory and Enforcement Fund (Appropriated)	1,130.7	1,318.5	-	1,318.5
CC2404	Securities Investment Management Fund (Appropriated)	236.2	364.9	21.0	385.9
<b>Appropriated Funds Total:</b>		<b>1,366.9</b>	<b>1,683.4</b>	<b>21.0</b>	<b>1,704.4</b>
<b>Fund Source Total:</b>		<b>1,366.9</b>	<b>1,683.4</b>	<b>21.0</b>	<b>1,704.4</b>

### Professional & Outside Services

	FY 2023 Actuals	FY 2024 Expenditure Plan	FY 2025 Funding Issue	FY 2025 Total Request
Professional and Outside Services	-	75.5	-	75.5
External Legal Services	46.5	-	-	-
Other Professional & Outside Services	0.4	-	-	-
<b>Expenditure Category Total:</b>	<b>46.9</b>	<b>75.5</b>	<b>-</b>	<b>75.5</b>

### Fund Source

#### Appropriated Funds

CC2264	Securities Regulatory and Enforcement Fund (Appropriated)	46.9	75.5	-	75.5
<b>Appropriated Funds Total:</b>		<b>46.9</b>	<b>75.5</b>	<b>-</b>	<b>75.5</b>
<b>Fund Source Total:</b>		<b>46.9</b>	<b>75.5</b>	<b>-</b>	<b>75.5</b>

### Travel In-State

	FY 2023 Actuals	FY 2024 Expenditure Plan	FY 2025 Funding Issue	FY 2025 Total Request
Travel In-State	-	11.0	-	11.0
Mileage - Private Vehicle	0.2	-	-	-
Motor Pool Charges	5.3	-	-	-
Lodging	0.1	-	-	-



## Program Expenditure Schedule

**Agency:** Corporation Commission

**Program:** Securities

	FY 2023 Actuals	FY 2024 Expenditure Plan	FY 2025 Funding Issue	FY 2025 Total Request
Meals with Overnight Stay	0.2	-	-	-
Other Miscellaneous In- State Travel	0.0	-	-	-
<b>Expenditure Category Total:</b>	<b>5.8</b>	<b>11.0</b>	<b>-</b>	<b>11.0</b>
<b>Fund Source</b>				
<b>Appropriated Funds</b>				
CC2264 Securities Regulatory and Enforcement Fund (Appropriated)	5.8	11.0	-	11.0
<b>Appropriated Funds Total:</b>	<b>5.8</b>	<b>11.0</b>	<b>-</b>	<b>11.0</b>
<b>Fund Source Total:</b>	<b>5.8</b>	<b>11.0</b>	<b>-</b>	<b>11.0</b>

	FY 2023 Actuals	FY 2024 Expenditure Plan	FY 2025 Funding Issue	FY 2025 Total Request
<b>Travel Out-Of-State</b>				
Travel Out of State	-	12.0	-	12.0
Airfare and Other Common Carrier Charges	1.1	-	-	-
Lodging Out-of-State	4.5	-	-	-
Meals with Overnight Stay	0.9	-	-	-
Other Miscellaneous Out-of- State Travel	0.4	-	-	-
<b>Expenditure Category Total:</b>	<b>7.0</b>	<b>12.0</b>	<b>-</b>	<b>12.0</b>

	FY 2023 Actuals	FY 2024 Expenditure Plan	FY 2025 Funding Issue	FY 2025 Total Request
<b>Fund Source</b>				
<b>Appropriated Funds</b>				
CC2264 Securities Regulatory and Enforcement Fund (Appropriated)	7.0	12.0	-	12.0
<b>Appropriated Funds Total:</b>	<b>7.0</b>	<b>12.0</b>	<b>-</b>	<b>12.0</b>
<b>Fund Source Total:</b>	<b>7.0</b>	<b>12.0</b>	<b>-</b>	<b>12.0</b>

	FY 2023 Actuals	FY 2024 Expenditure Plan	FY 2025 Funding Issue	FY 2025 Total Request
<b>Other Operating Expenditures</b>				
Other Operating Expenses	-	148.0	-	148.0
External Telecommunications Charges	42.8	-	-	-
Other Internal Services	6.9	-	-	-
Repair & Maintenance - Other Equipment	4.4	-	-	-
Repair & Maintenance - Other	2.6	-	-	-

## Program Expenditure Schedule

**Agency:** Corporation Commission

**Program:** Securities

	FY 2023 Actuals	FY 2024 Expenditure Plan	FY 2025 Funding Issue	FY 2025 Total Request
Software Support, Maintenance Short-term Licensing	1.0	-	-	-
Office Supplies	8.7	-	-	-
Computer Supplies	4.5	-	-	-
Other Operating Supplies	0.6	-	-	-
Employee Tuition Reimbursement	2.0	-	-	-
Conference Registration / Attendance Fees	4.1	-	-	-
Other Education & Training Costs	2.7	-	-	-
Advertising	3.6	-	-	-
Internal Printing	0.4	-	-	-
Postage & Delivery	1.1	-	-	-
Document Shredding and Destruction Services	1.5	-	-	-
Translation and sign language services	0.4	-	-	-
Dues	11.7	-	-	-
Books, Subscriptions & Publications	37.4	-	-	-
Costs for Digital Imaging or Producing Microfilm & Microfiche	67.1	-	-	-
Fingerprinting, Background Checks, Etc.	3.3	-	-	-
Other Miscellaneous Operating	1.9	-	-	-
<b>Expenditure Category Total:</b>	<b>208.8</b>	<b>148.0</b>	<b>-</b>	<b>148.0</b>

### Fund Source

#### Appropriated Funds

CC2264	Securities Regulatory and Enforcement Fund (Appropriated)	208.8	148.0	-	148.0
<b>Appropriated Funds Total:</b>		<b>208.8</b>	<b>148.0</b>	<b>-</b>	<b>148.0</b>
<b>Fund Source Total:</b>		<b>208.8</b>	<b>148.0</b>	<b>-</b>	<b>148.0</b>

### Non-Capital Equipment

	FY 2023 Actuals	FY 2024 Expenditure Plan	FY 2025 Funding Issue	FY 2025 Total Request
Furniture - Non-Capital Purchase	0.8	-	-	-
Computer Equipment – Non- Capitalized Purchases	0.5	-	-	-
<b>Expenditure Category Total:</b>	<b>1.2</b>	<b>-</b>	<b>-</b>	<b>-</b>

### Fund Source

## Program Expenditure Schedule

<b>Agency:</b>	<b>Corporation Commission</b>
----------------	-------------------------------

<b>Program:</b>	<b>Securities</b>
-----------------	-------------------

	FY 2023 Actuals	FY 2024 Expenditure Plan	FY 2025 Funding Issue	FY 2025 Total Request
<b>Appropriated Funds</b>				
CC2264 Securities Regulatory and Enforcement Fund (Appropriated)	1.2	-	-	-
<b>Appropriated Funds Total:</b>	<b>1.2</b>	-	-	-
<b>Fund Source Total:</b>	<b>1.2</b>	-	-	-

<b>Transfers-Out</b>	FY 2023 Actuals	FY 2024 Expenditure Plan	FY 2025 Funding Issue	FY 2025 Total Request
Transfers Out – Not Subject to Cost Allocation	12.6	-	-	-
<b>Expenditure Category Total:</b>	<b>12.6</b>	-	-	-

<b>Fund Source</b>	FY 2023 Actuals	FY 2024 Expenditure Plan	FY 2025 Funding Issue	FY 2025 Total Request
<b>Appropriated Funds</b>				
CC2264 Securities Regulatory and Enforcement Fund (Appropriated)	12.6	-	-	-
<b>Appropriated Funds Total:</b>	<b>12.6</b>	-	-	-
<b>Fund Source Total:</b>	<b>12.6</b>	-	-	-

## Program Budget Unit Summary of Expenditure and Budget Request for All Funds

**Agency:** Corporation Commission

	FY 2023 Actuals	FY 2024 Expenditure Plan	FY 2025 Funding Issue	FY 2025 Total Request
<b>Program: CCA-4-0 Securities</b>				

### Expenditure Categories

FTE	47.0	54.0	-	54.0
Personal Services	3,468.7	4,284.5	54.0	4,338.5
Employee Related Expenditures	1,366.9	1,683.4	21.0	1,704.4
<b>Subtotal Personal Services and ERE</b>	<b>4,835.6</b>	<b>5,967.9</b>	<b>75.0</b>	<b>6,042.9</b>
Professional & Outside Services	46.9	75.5	-	75.5
Travel In-State	5.8	11.0	-	11.0
Travel Out-Of-State	7.0	12.0	-	12.0
Food	-	-	-	-
Other Operating Expenditures	208.8	148.0	-	148.0
Capital Equipment	-	-	-	-
Non-Capital Equipment	1.2	-	-	-
Transfers-Out	12.6	-	-	-
<b>Expenditure Categories Total:</b>	<b>5,118.0</b>	<b>6,214.4</b>	<b>75.0</b>	<b>6,289.4</b>

### Fund Source

#### Appropriated Funds

Securities Regulatory and Enforcement Fund (Appropriated)	4,420.0	4,926.3	-	4,926.3
Securities Investment Management Fund (Appropriated)	698.0	1,288.1	75.0	1,363.1
<b>Appropriated Funds Total:</b>	<b>5,118.0</b>	<b>6,214.4</b>	<b>75.0</b>	<b>6,289.4</b>
<b>Securities Total:</b>	<b>5,118.0</b>	<b>6,214.4</b>	<b>75.0</b>	<b>6,289.4</b>

#### Sub Program: CCA-4-1 Securities

### Expenditure Categories

FTE	47.0	54.0	-	54.0
Personal Services	3,468.7	4,284.5	54.0	4,338.5
Employee Related Expenditures	1,366.9	1,683.4	21.0	1,704.4
<b>Subtotal Personal Services and ERE</b>	<b>4,835.6</b>	<b>5,967.9</b>	<b>75.0</b>	<b>6,042.9</b>
Professional & Outside Services	46.9	75.5	-	75.5
Travel In-State	5.8	11.0	-	11.0

## Program Budget Unit Summary of Expenditure and Budget Request for All Funds

<b>Agency:</b>	<b>Corporation Commission</b>
----------------	-------------------------------

	FY 2023 Actuals	FY 2024 Expenditure Plan	FY 2025 Funding Issue	FY 2025 Total Request
<b>Program: CCA-4-0 Securities</b>				
<b>Sub Program: CCA-4-1 Securities</b>				
Travel Out-Of-State	7.0	12.0	-	12.0
Food	-	-	-	-
Other Operating Expenditures	208.8	148.0	-	148.0
Capital Equipment	-	-	-	-
Non-Capital Equipment	1.2	-	-	-
Transfers-Out	12.6	-	-	-
<b>Expenditure Categories Total:</b>	<b>5,118.0</b>	<b>6,214.4</b>	<b>75.0</b>	<b>6,289.4</b>

<b>Fund Source</b>
--------------------

**Appropriated Funds**

Securities Regulatory and Enforcement Fund (Appropriated)	4,420.0	4,926.3	-	4,926.3
Securities Investment Management Fund (Appropriated)	698.0	1,288.1	75.0	1,363.1
<b>Appropriated Funds Total:</b>	<b>5,118.0</b>	<b>6,214.4</b>	<b>75.0</b>	<b>6,289.4</b>
<b>Securities Total:</b>	<b>5,118.0</b>	<b>6,214.4</b>	<b>75.0</b>	<b>6,289.4</b>

## Program Budget Unit Summary of Expenditure and Budget Request for Selected Funds

**Agency:** Corporation Commission

	FY 2023 Actuals	FY 2024 Expenditure Plan	FY 2025 Funding Issue	FY 2025 Total Request
--	--------------------	--------------------------------	--------------------------	--------------------------

**Program:** CCA-4-0 Securities

**Appropriated**

Personal Services	3,006.9	3,361.3	-	3,361.3
Employee Related Expenditures	1,130.7	1,318.5	-	1,318.5
<b>Subtotal Personal Services and ERE</b>	<b>4,137.5</b>	<b>4,679.8</b>	<b>-</b>	<b>4,679.8</b>
Professional & Outside Services	46.9	75.5	-	75.5
Travel In-State	5.8	11.0	-	11.0
Travel Out-Of-State	7.0	12.0	-	12.0
Food	-	-	-	-
Other Operating Expenditures	208.8	148.0	-	148.0
Capital Equipment	-	-	-	-
Non-Capital Equipment	1.2	-	-	-
Transfers-Out	12.6	-	-	-
<b>Expenditure Categories Total:</b>	<b>4,420.0</b>	<b>4,926.3</b>	<b>-</b>	<b>4,926.3</b>
<b>Securities Regulatory and Enforcement Fund Total:</b>	<b>4,420.0</b>	<b>4,926.3</b>	<b>-</b>	<b>4,926.3</b>

**Fund:** CC2404 Securities Investment Management Fund

**Appropriated**

Personal Services	461.8	923.2	54.0	977.2
Employee Related Expenditures	236.2	364.9	21.0	385.9
<b>Subtotal Personal Services and ERE</b>	<b>698.0</b>	<b>1,288.1</b>	<b>75.0</b>	<b>1,363.1</b>
Professional & Outside Services	-	-	-	-
Travel In-State	-	-	-	-
Travel Out-Of-State	-	-	-	-
Food	-	-	-	-
Other Operating Expenditures	-	-	-	-
Capital Equipment	-	-	-	-
Non-Capital Equipment	-	-	-	-
Transfers-Out	-	-	-	-
<b>Expenditure Categories Total:</b>	<b>698.0</b>	<b>1,288.1</b>	<b>75.0</b>	<b>1,363.1</b>

## Program Budget Unit Summary of Expenditure and Budget Request for Selected Funds

**Agency:** Corporation Commission

	FY 2023 Actuals	FY 2024 Expenditure Plan	FY 2025 Funding Issue	FY 2025 Total Request
<b>Program:</b> CCA-4-0 Securities				
<b>Fund:</b> CC2404 Securities Investment Management Fund				
<b>Securities Investment Management Fund Total:</b>	698.0	1,288.1	75.0	1,363.1
<b>Program Total for Select Funds:</b>	5,118.0	6,214.4	75.0	6,289.4

**Sub Program:** CCA-4-1 Securities

**Fund:** CC2264 Securities Regulatory and Enforcement Fund

**Appropriated**

Personal Services	3,006.9	3,361.3	-	3,361.3
Employee Related Expenditures	1,130.7	1,318.5	-	1,318.5
<b>Subtotal Personal Services and ERE</b>	<b>4,137.5</b>	<b>4,679.8</b>	<b>-</b>	<b>4,679.8</b>
Professional & Outside Services	46.9	75.5	-	75.5
Travel In-State	5.8	11.0	-	11.0
Travel Out-Of-State	7.0	12.0	-	12.0
Food	-	-	-	-
Other Operating Expenditures	208.8	148.0	-	148.0
Capital Equipment	-	-	-	-
Non-Capital Equipment	1.2	-	-	-
Transfers-Out	12.6	-	-	-
<b>Expenditure Categories Total:</b>	<b>4,420.0</b>	<b>4,926.3</b>	<b>-</b>	<b>4,926.3</b>
<b>Securities Regulatory and Enforcement Fund Total:</b>	<b>4,420.0</b>	<b>4,926.3</b>	<b>-</b>	<b>4,926.3</b>

**Fund:** CC2404 Securities Investment Management Fund

**Appropriated**

Personal Services	461.8	923.2	54.0	977.2
Employee Related Expenditures	236.2	364.9	21.0	385.9
<b>Subtotal Personal Services and ERE</b>	<b>698.0</b>	<b>1,288.1</b>	<b>75.0</b>	<b>1,363.1</b>
Professional & Outside Services	-	-	-	-
Travel In-State	-	-	-	-
Travel Out-Of-State	-	-	-	-

## Program Budget Unit Summary of Expenditure and Budget Request for Selected Funds

<b>Agency:</b>	<b>Corporation Commission</b>
----------------	-------------------------------

	FY 2023 Actuals	FY 2024 Expenditure Plan	FY 2025 Funding Issue	FY 2025 Total Request
<b>Program: CCA-4-0 Securities</b>				
<b>Sub Program: CCA-4-1 Securities</b>				
<b>Fund: CC2404 Securities Investment Management Fund</b>				
Food	-	-	-	-
Other Operating Expenditures	-	-	-	-
Capital Equipment	-	-	-	-
Non-Capital Equipment	-	-	-	-
Transfers-Out	-	-	-	-
<b>Expenditure Categories Total:</b>	<b>698.0</b>	<b>1,288.1</b>	<b>75.0</b>	<b>1,363.1</b>
<b>Securities Investment Management Fund Total:</b>	<b>698.0</b>	<b>1,288.1</b>	<b>75.0</b>	<b>1,363.1</b>
<b>Sub Program Total for Select Funds:</b>	<b>5,118.0</b>	<b>6,214.4</b>	<b>75.0</b>	<b>6,289.4</b>



## Program Summary of Expenditure and Budget Request

**Agency:** Corporation Commission

**Program:** Securities

<b>Program Summary</b>		FY 2023 Actuals	FY 2024 Expenditure Plan	FY 2025 Funding Issue	FY 2025 Total Request
CCA-4-1	Securities	5,118.0	6,214.4	75.0	6,289.4
<b>Securities Summary Total:</b>		<b>5,118.0</b>	<b>6,214.4</b>	<b>75.0</b>	<b>6,289.4</b>

<b>Expenditure Categories</b>		FY 2023 Actuals	FY 2024 Expenditure Plan	FY 2025 Funding Issue	FY 2025 Total Request
FTE	FTE	47.0	54.0	-	54.0
6000	Personal Services	3,468.7	4,284.5	54.0	4,338.5
6100	Employee Related Expenditures	1,366.9	1,683.4	21.0	1,704.4
<b>Subtotal Personal Services and ERE</b>		<b>4,835.6</b>	<b>5,967.9</b>	<b>75.0</b>	<b>6,042.9</b>
6200	Professional & Outside Services	46.9	75.5	-	75.5
6500	Travel In-State	5.8	11.0	-	11.0
6600	Travel Out-Of-State	7.0	12.0	-	12.0
6700	Food	-	-	-	-
7000	Other Operating Expenditures	208.8	148.0	-	148.0
8400	Capital Equipment	-	-	-	-
8500	Non-Capital Equipment	1.2	-	-	-
9100	Transfers-Out	12.6	-	-	-
<b>Expenditure Categories Total:</b>		<b>5,118.0</b>	<b>6,214.4</b>	<b>75.0</b>	<b>6,289.4</b>

<b>Fund Source</b>		FY 2023 Actuals	FY 2024 Expenditure Plan	FY 2025 Funding Issue	FY 2025 Total Request
<b>Appropriated Funds</b>					
CC2264	Securities Regulatory and Enforcement Fund (Appropriated)	4,420.0	4,926.3	-	4,926.3
CC2404	Securities Investment Management Fund (Appropriated)	698.0	1,288.1	75.0	1,363.1
<b>Appropriated Funds Total:</b>		<b>5,118.0</b>	<b>6,214.4</b>	<b>75.0</b>	<b>6,289.4</b>
<b>Securities Summary Total:</b>		<b>5,118.0</b>	<b>6,214.4</b>	<b>75.0</b>	<b>6,289.4</b>

## Program Summary of Expenditure and Budget Request for Selected Funds

**Agency:** Corporation Commission

**Program:** Securities

**Fund:** CC2264 Securities Regulatory and Enforcement Fund (Appropriated)

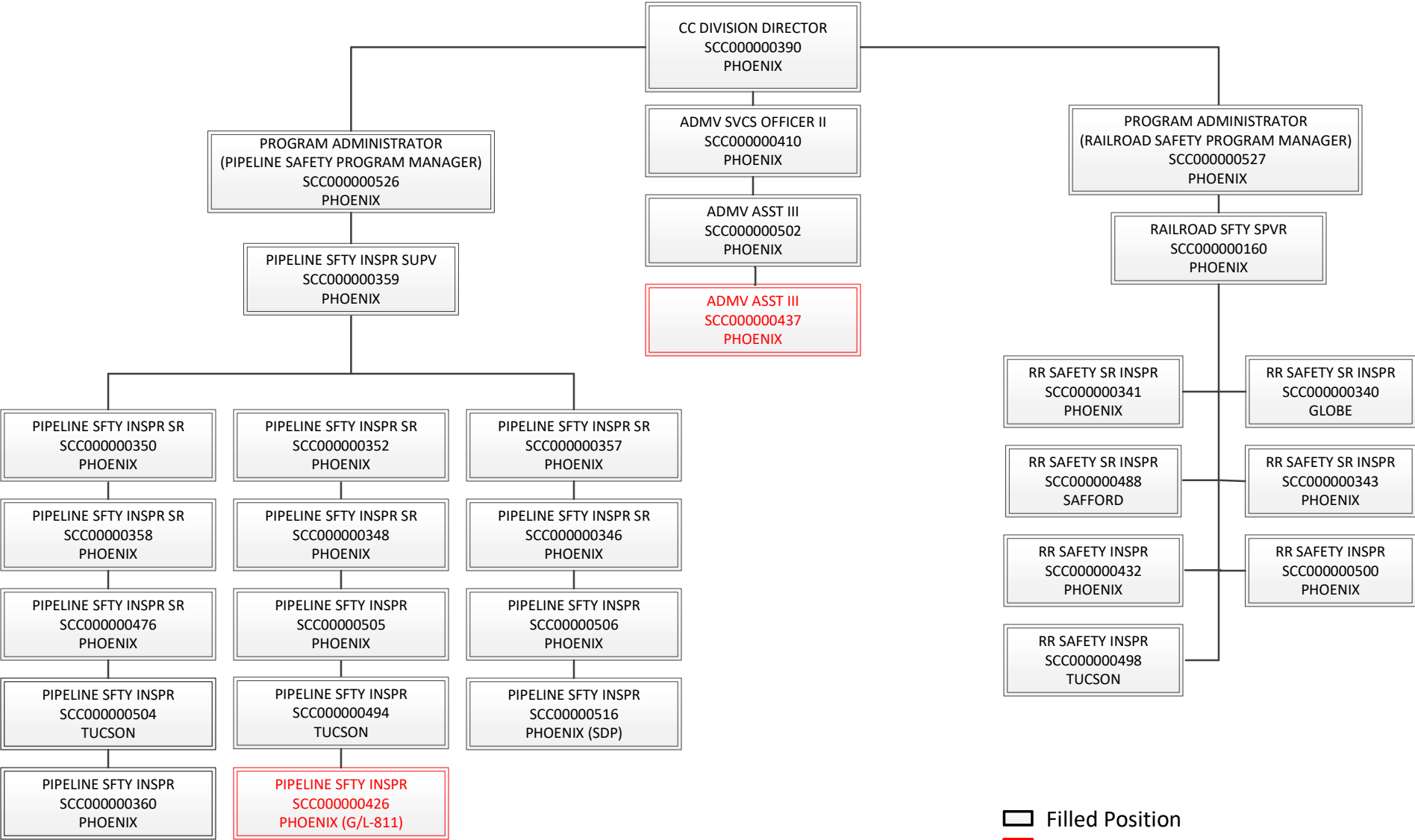
<b>Program Expenditures</b>		FY 2023 Actuals	FY 2024 Expenditure Plan	FY 2025 Funding Issue	FY 2025 Total Request
CCA-4-1	Securities	4,420.0	4,926.3	-	4,926.3
	<b>Securities Regulatory and Enforcement Fund (Appropriated) Summary Total:</b>	<b>4,420.0</b>	<b>4,926.3</b>	<b>-</b>	<b>4,926.3</b>
<b>Appropriated Funding</b>					
6000	Personal Services	3,006.9	3,361.3	-	3,361.3
6100	Employee Related Expenditures	1,130.7	1,318.5	-	1,318.5
	<b>Subtotal Personal Services and ERE</b>	<b>4,137.5</b>	<b>4,679.8</b>	<b>-</b>	<b>4,679.8</b>
6200	Professional & Outside Services	46.9	75.5	-	75.5
6500	Travel In-State	5.8	11.0	-	11.0
6600	Travel Out-Of-State	7.0	12.0	-	12.0
6700	Food	-	-	-	-
7000	Other Operating Expenditures	208.8	148.0	-	148.0
8400	Capital Equipment	-	-	-	-
8500	Non-Capital Equipment	1.2	-	-	-
9100	Transfers-Out	12.6	-	-	-
	<b>Expenditure Categories Total:</b>	<b>4,420.0</b>	<b>4,926.3</b>	<b>-</b>	<b>4,926.3</b>
	<b>Fund CC2264 - A Total:</b>	<b>4,420.0</b>	<b>4,926.3</b>	<b>-</b>	<b>4,926.3</b>

## Program Summary of Expenditure and Budget Request for Selected Funds

<b>Agency:</b>	<b>Corporation Commission</b>
<b>Program:</b>	<b>Securities</b>
<b>Fund:</b>	<b>CC2404 Securities Investment Management Fund (Appropriated)</b>

<b>Program Expenditures</b>	FY 2023 Actuals	FY 2024 Expenditure Plan	FY 2025 Funding Issue	FY 2025 Total Request
CCA-4-1 Securities	698.0	1,288.1	75.0	1,363.1
<b>Securities Investment Management Fund (Appropriated) Summary Total:</b>	<b>698.0</b>	<b>1,288.1</b>	<b>75.0</b>	<b>1,363.1</b>
<b>Appropriated Funding</b>				
6000 Personal Services	461.8	923.2	54.0	977.2
6100 Employee Related Expenditures	236.2	364.9	21.0	385.9
<b>Subtotal Personal Services and ERE</b>	<b>698.0</b>	<b>1,288.1</b>	<b>75.0</b>	<b>1,363.1</b>
6200 Professional & Outside Services	-	-	-	-
6500 Travel In-State	-	-	-	-
6600 Travel Out-Of-State	-	-	-	-
6700 Food	-	-	-	-
7000 Other Operating Expenditures	-	-	-	-
8400 Capital Equipment	-	-	-	-
8500 Non-Capital Equipment	-	-	-	-
9100 Transfers-Out	-	-	-	-
<b>Expenditure Categories Total:</b>	<b>698.0</b>	<b>1,288.1</b>	<b>75.0</b>	<b>1,363.1</b>
<b>Fund CC2404 - A Total:</b>	698.0	1,288.1	75.0	1,363.1
<b>Securities Total:</b>	5,118.0	6,214.4	75.0	6,289.4

# SAFETY DIVISION



Filled Position  
 Vacant Position

**Total Number of FTE's: 29**

## Program Expenditure Schedule

**Agency:** Corporation Commission

**Program:** Railroad Safety

FTE	FY 2023 Actuals	FY 2024 Expenditure Plan	FY 2025 Funding Issue	FY 2025 Total Request
FTE	8.0	10.4	-	10.4
<b>Expenditure Category Total:</b>	-	-	-	-

### Fund Source

**Appropriated Funds**

AA1000	General Fund (Appropriated)	8.0	6.3	-	6.3
CC2172	Utility Regulation Revolving Fund (Appropriated)	-	4.1	-	4.1
<b>Appropriated Funds Total:</b>		<b>8.0</b>	<b>10.4</b>	<b>-</b>	<b>10.4</b>
<b>Fund Source Total:</b>		<b>8.0</b>	<b>10.4</b>	<b>-</b>	<b>10.4</b>

Personal Services	FY 2023 Actuals	FY 2024 Expenditure Plan	FY 2025 Funding Issue	FY 2025 Total Request
Personal Services	573.1	891.3	36.0	927.3
<b>Expenditure Category Total:</b>	<b>573.1</b>	<b>891.3</b>	<b>36.0</b>	<b>927.3</b>

### Fund Source

**Appropriated Funds**

AA1000	General Fund (Appropriated)	507.2	553.0	36.0	589.0
CC2172	Utility Regulation Revolving Fund (Appropriated)	65.9	338.3	-	338.3
<b>Appropriated Funds Total:</b>		<b>573.1</b>	<b>891.3</b>	<b>36.0</b>	<b>927.3</b>
<b>Fund Source Total:</b>		<b>573.1</b>	<b>891.3</b>	<b>36.0</b>	<b>927.3</b>

Employee Related Expenditures	FY 2023 Actuals	FY 2024 Expenditure Plan	FY 2025 Funding Issue	FY 2025 Total Request
Employee Related Expenses	-	392.9	14.0	406.9
FICA Taxes	42.0	-	-	-
Medical Insurance	126.3	-	-	-
Basic Life	0.1	-	-	-
Long-Term Disability (ASRS)	0.7	-	-	-
Unemployment Compensation & Other State' Taxes	0.1	-	-	-
Dental Insurance	1.1	-	-	-
Workers' Compensation	5.2	-	-	-
Arizona State Retirement System	63.1	-	-	-

## Program Expenditure Schedule

**Agency:** Corporation Commission

**Program:** Railroad Safety

	FY 2023 Actuals	FY 2024 Expenditure Plan	FY 2025 Funding Issue	FY 2025 Total Request
Personnel Board Pro-Rata Charges	4.9	-	-	-
Information Technology Pro Rata Charge	3.3	-	-	-
Accumulated Sick Leave Fund Charge	2.3	-	-	-
<b>Expenditure Category Total:</b>	<b>249.1</b>	<b>392.9</b>	<b>14.0</b>	<b>406.9</b>

### Fund Source

#### Appropriated Funds

AA1000	General Fund (Appropriated)	233.2	240.6	14.0	254.6
CC2172	Utility Regulation Revolving Fund (Appropriated)	15.9	152.3	-	152.3
<b>Appropriated Funds Total:</b>		<b>249.1</b>	<b>392.9</b>	<b>14.0</b>	<b>406.9</b>
<b>Fund Source Total:</b>		<b>249.1</b>	<b>392.9</b>	<b>14.0</b>	<b>406.9</b>

### Professional & Outside Services

	FY 2023 Actuals	FY 2024 Expenditure Plan	FY 2025 Funding Issue	FY 2025 Total Request
Professional and Outside Services	-	7.1	-	7.1
External Legal Services	2.8	-	-	-
External Information and Communications Technology Consulting Services	0.8	-	-	-
Other Professional & Outside Services	3.2	-	-	-
<b>Expenditure Category Total:</b>	<b>6.9</b>	<b>7.1</b>	<b>-</b>	<b>7.1</b>

### Fund Source

#### Appropriated Funds

CC2172	Utility Regulation Revolving Fund (Appropriated)	6.9	7.1	-	7.1
<b>Appropriated Funds Total:</b>		<b>6.9</b>	<b>7.1</b>	<b>-</b>	<b>7.1</b>
<b>Fund Source Total:</b>		<b>6.9</b>	<b>7.1</b>	<b>-</b>	<b>7.1</b>

### Travel In-State

	FY 2023 Actuals	FY 2024 Expenditure Plan	FY 2025 Funding Issue	FY 2025 Total Request
Travel In-State	-	198.8	-	198.8
Motor Pool Charges	103.1	-	-	-
Lodging	21.7	-	-	-
Meals with Overnight Stay	3.1	-	-	-
Meals without Overnight Stay	0.2	-	-	-

## Program Expenditure Schedule

**Agency:** Corporation Commission

**Program:** Railroad Safety

	FY 2023 Actuals	FY 2024 Expenditure Plan	FY 2025 Funding Issue	FY 2025 Total Request
Other Miscellaneous In- State Travel	0.1	-	-	-
<b>Expenditure Category Total:</b>	<b>128.2</b>	<b>198.8</b>	-	<b>198.8</b>
<b>Fund Source</b>				
<b>Appropriated Funds</b>				
AA1000 General Fund (Appropriated)	2.3	-	-	-
CC2172 Utility Regulation Revolving Fund (Appropriated)	125.0	198.8	-	198.8
<b>Appropriated Funds Total:</b>	<b>127.3</b>	<b>198.8</b>	-	<b>198.8</b>
<b>Non-Appropriated Funds</b>				
CC2000 Federal Grants Fund (Non-Appropriated)	0.9	-	-	-
<b>Non-Appropriated Funds Total:</b>	<b>0.9</b>	-	-	-
<b>Fund Source Total:</b>	<b>128.2</b>	<b>198.8</b>	-	<b>198.8</b>

	FY 2023 Actuals	FY 2024 Expenditure Plan	FY 2025 Funding Issue	FY 2025 Total Request
<b>Travel Out-Of-State</b>				
Travel Out of State	-	13.0	-	13.0
Airfare and Other Common Carrier Charges	5.6	-	-	-
Car Rental Out-of-State	1.2	-	-	-
Lodging Out-of-State	9.5	-	-	-
Meals with Overnight Stay	2.3	-	-	-
Other Miscellaneous Out-of- State Travel	1.0	-	-	-
<b>Expenditure Category Total:</b>	<b>19.7</b>	<b>13.0</b>	-	<b>13.0</b>

	FY 2023 Actuals	FY 2024 Expenditure Plan	FY 2025 Funding Issue	FY 2025 Total Request
<b>Fund Source</b>				
<b>Appropriated Funds</b>				
AA1000 General Fund (Appropriated)	1.0	-	-	-
CC2172 Utility Regulation Revolving Fund (Appropriated)	(5.8)	-	-	-
<b>Appropriated Funds Total:</b>	<b>(4.8)</b>	-	-	-
<b>Non-Appropriated Funds</b>				
CC2000 Federal Grants Fund (Non-Appropriated)	24.5	13.0	-	13.0
<b>Non-Appropriated Funds Total:</b>	<b>24.5</b>	<b>13.0</b>	-	<b>13.0</b>
<b>Fund Source Total:</b>	<b>19.7</b>	<b>13.0</b>	-	<b>13.0</b>

## Program Expenditure Schedule

**Agency:** Corporation Commission

**Program:** Railroad Safety

<b>Food</b>	<b>FY 2023 Actuals</b>	<b>FY 2024 Expenditure Plan</b>	<b>FY 2025 Funding Issue</b>	<b>FY 2025 Total Request</b>
Food	1.8	-	-	-
<b>Expenditure Category Total:</b>	<b>1.8</b>	<b>-</b>	<b>-</b>	<b>-</b>

<b>Fund Source</b>		<b>FY 2023 Actuals</b>	<b>FY 2024 Expenditure Plan</b>	<b>FY 2025 Funding Issue</b>	<b>FY 2025 Total Request</b>
<b>Appropriated Funds</b>					
CC2172	Utility Regulation Revolving Fund (Appropriated)	1.8	-	-	-
<b>Appropriated Funds Total:</b>		<b>1.8</b>	<b>-</b>	<b>-</b>	<b>-</b>
<b>Fund Source Total:</b>		<b>1.8</b>	<b>-</b>	<b>-</b>	<b>-</b>

<b>Other Operating Expenditures</b>		<b>FY 2023 Actuals</b>	<b>FY 2024 Expenditure Plan</b>	<b>FY 2025 Funding Issue</b>	<b>FY 2025 Total Request</b>
	Other Operating Expenses	-	23.3	-	23.3
	External Telecommunications Charges	13.1	-	-	-
	Software Support, Maintenance Short-term Licensing	0.3	-	-	-
	Uniforms	1.5	-	-	-
	Office Supplies	0.1	-	-	-
	Computer Supplies	1.8	-	-	-
	Other Operating Supplies	1.2	-	-	-
	Internal Printing	0.2	-	-	-
	Books, Subscriptions & Publications	1.7	-	-	-
	Other Miscellaneous Operating	0.0	-	-	-
<b>Expenditure Category Total:</b>		<b>20.0</b>	<b>23.3</b>	<b>-</b>	<b>23.3</b>

<b>Fund Source</b>		<b>FY 2023 Actuals</b>	<b>FY 2024 Expenditure Plan</b>	<b>FY 2025 Funding Issue</b>	<b>FY 2025 Total Request</b>
<b>Appropriated Funds</b>					
AA1000	General Fund (Appropriated)	0.0	-	-	-
CC2172	Utility Regulation Revolving Fund (Appropriated)	18.5	23.3	-	23.3
<b>Appropriated Funds Total:</b>		<b>18.5</b>	<b>23.3</b>	<b>-</b>	<b>23.3</b>
<b>Non-Appropriated Funds</b>					
CC2000	Federal Grants Fund (Non-Appropriated)	1.6	-	-	-
<b>Non-Appropriated Funds Total:</b>		<b>1.6</b>	<b>-</b>	<b>-</b>	<b>-</b>
<b>Fund Source Total:</b>		<b>20.0</b>	<b>23.3</b>	<b>-</b>	<b>23.3</b>



## Program Expenditure Schedule

**Agency:** Corporation Commission

**Program:** Railroad Safety

<b>Non-Capital Equipment</b>		<b>FY 2023 Actuals</b>	<b>FY 2024 Expenditure Plan</b>	<b>FY 2025 Funding Issue</b>	<b>FY 2025 Total Request</b>
Non-Capital Resources		-	1.2	-	1.2
Computer Equipment – Non- Capitalized Purchases		8.8	-	-	-
Telecommunications Equipment - Non-Capital Purchase		1.7	-	-	-
<b>Expenditure Category Total:</b>		<b>10.5</b>	<b>1.2</b>	<b>-</b>	<b>1.2</b>
<b>Fund Source</b>					
<b>Appropriated Funds</b>					
CC2172	Utility Regulation Revolving Fund (Appropriated)	3.9	-	-	-
<b>Appropriated Funds Total:</b>		<b>3.9</b>	<b>-</b>	<b>-</b>	<b>-</b>
<b>Non-Appropriated Funds</b>					
CC2000	Federal Grants Fund (Non-Appropriated)	6.6	1.2	-	1.2
<b>Non-Appropriated Funds Total:</b>		<b>6.6</b>	<b>1.2</b>	<b>-</b>	<b>1.2</b>
<b>Fund Source Total:</b>		<b>10.5</b>	<b>1.2</b>	<b>-</b>	<b>1.2</b>

## Program Budget Unit Summary of Expenditure and Budget Request for All Funds

**Agency:** Corporation Commission

	FY 2023 Actuals	FY 2024 Expenditure Plan	FY 2025 Funding Issue	FY 2025 Total Request
<b>Program: CCA-5-0 Railroad Safety</b>				

### Expenditure Categories

FTE	8.0	10.4	-	10.4
Personal Services	573.1	891.3	36.0	927.3
Employee Related Expenditures	249.1	392.9	14.0	406.9
<b>Subtotal Personal Services and ERE</b>	<b>822.1</b>	<b>1,284.2</b>	<b>50.0</b>	<b>1,334.2</b>
Professional & Outside Services	6.9	7.1	-	7.1
Travel In-State	128.2	198.8	-	198.8
Travel Out-Of-State	19.7	13.0	-	13.0
Food	1.8	-	-	-
Other Operating Expenditures	20.0	23.3	-	23.3
Capital Equipment	-	-	-	-
Non-Capital Equipment	10.5	1.2	-	1.2
Transfers-Out	-	-	-	-
<b>Expenditure Categories Total:</b>	<b>1,009.3</b>	<b>1,527.6</b>	<b>50.0</b>	<b>1,577.6</b>

### Fund Source

<b>Appropriated Funds</b>				
General Fund (Appropriated)	743.6	793.6	50.0	843.6
Utility Regulation Revolving Fund (Appropriated)	232.1	719.8	-	719.8
<b>Appropriated Funds Total:</b>	<b>975.7</b>	<b>1,513.4</b>	<b>50.0</b>	<b>1,563.4</b>
<b>Non-Appropriated Funds</b>				
Federal Grants Fund (Non-Appropriated)	33.6	14.2	-	14.2
<b>Non-Appropriated Funds Total:</b>	<b>33.6</b>	<b>14.2</b>	<b>-</b>	<b>14.2</b>
<b>Railroad Safety Total:</b>	<b>1,009.3</b>	<b>1,527.6</b>	<b>50.0</b>	<b>1,577.6</b>

**Sub Program: CCA-5-1 Railroad Safety**

### Expenditure Categories

FTE	8.0	10.4	-	10.4
Personal Services	573.1	891.3	36.0	927.3
Employee Related Expenditures	249.1	392.9	14.0	406.9
<b>Subtotal Personal Services and ERE</b>	<b>822.1</b>	<b>1,284.2</b>	<b>50.0</b>	<b>1,334.2</b>

## Program Budget Unit Summary of Expenditure and Budget Request for All Funds

**Agency:** Corporation Commission

	FY 2023 Actuals	FY 2024 Expenditure Plan	FY 2025 Funding Issue	FY 2025 Total Request
<b>Program: CCA-5-0 Railroad Safety</b>				
<b>Sub Program: CCA-5-1 Railroad Safety</b>				
Professional & Outside Services	6.9	7.1	-	7.1
Travel In-State	128.2	198.8	-	198.8
Travel Out-Of-State	19.7	13.0	-	13.0
Food	1.8	-	-	-
Other Operating Expenditures	20.0	23.3	-	23.3
Capital Equipment	-	-	-	-
Non-Capital Equipment	10.5	1.2	-	1.2
Transfers-Out	-	-	-	-
<b>Expenditure Categories Total:</b>	<b>1,009.3</b>	<b>1,527.6</b>	<b>50.0</b>	<b>1,577.6</b>

### Fund Source

#### Appropriated Funds

General Fund (Appropriated)	743.6	793.6	50.0	843.6
Utility Regulation Revolving Fund (Appropriated)	232.1	719.8	-	719.8
<b>Appropriated Funds Total:</b>	<b>975.7</b>	<b>1,513.4</b>	<b>50.0</b>	<b>1,563.4</b>

#### Non-Appropriated Funds

Federal Grants Fund (Non-Appropriated)	33.6	14.2	-	14.2
<b>Non-Appropriated Funds Total:</b>	<b>33.6</b>	<b>14.2</b>	<b>-</b>	<b>14.2</b>
<b>Railroad Safety Total:</b>	<b>1,009.3</b>	<b>1,527.6</b>	<b>50.0</b>	<b>1,577.6</b>

## Program Budget Unit Summary of Expenditure and Budget Request for Selected Funds

**Agency:** Corporation Commission

	FY 2023 Actuals	FY 2024 Expenditure Plan	FY 2025 Funding Issue	FY 2025 Total Request
<b>Program:</b> CCA-5-0 Railroad Safety				
<b>Fund:</b> AA1000 General Fund				

### Appropriated

Personal Services	507.2	553.0	36.0	589.0
Employee Related Expenditures	233.2	240.6	14.0	254.6
<b>Subtotal Personal Services and ERE</b>	<b>740.4</b>	<b>793.6</b>	<b>50.0</b>	<b>843.6</b>
Professional & Outside Services	-	-	-	-
Travel In-State	2.3	-	-	-
Travel Out-Of-State	1.0	-	-	-
Food	-	-	-	-
Other Operating Expenditures	0.0	-	-	-
Capital Equipment	-	-	-	-
Non-Capital Equipment	-	-	-	-
Transfers-Out	-	-	-	-
<b>Expenditure Categories Total:</b>	<b>743.6</b>	<b>793.6</b>	<b>50.0</b>	<b>843.6</b>
<b>General Fund Total:</b>	<b>743.6</b>	<b>793.6</b>	<b>50.0</b>	<b>843.6</b>

**Fund:** CC2000 Federal Grants Fund

### Non-Appropriated

Personal Services	-	-	-	-
Employee Related Expenditures	-	-	-	-
<b>Subtotal Personal Services and ERE</b>	<b>-</b>	<b>-</b>	<b>-</b>	<b>-</b>
Professional & Outside Services	-	-	-	-
Travel In-State	0.9	-	-	-
Travel Out-Of-State	24.5	13.0	-	13.0
Food	-	-	-	-
Other Operating Expenditures	1.6	-	-	-
Capital Equipment	-	-	-	-
Non-Capital Equipment	6.6	1.2	-	1.2
Transfers-Out	-	-	-	-
<b>Expenditure Categories Total:</b>	<b>33.6</b>	<b>14.2</b>	<b>-</b>	<b>14.2</b>

## Program Budget Unit Summary of Expenditure and Budget Request for Selected Funds

**Agency:** Corporation Commission

	FY 2023 Actuals	FY 2024 Expenditure Plan	FY 2025 Funding Issue	FY 2025 Total Request
<b>Program:</b> CCA-5-0 Railroad Safety				
<b>Fund:</b> CC2000 Federal Grants Fund				
<b>Federal Grants Fund Total:</b>	33.6	14.2	-	14.2

**Fund:** CC2172 Utility Regulation Revolving Fund

**Appropriated**

Personal Services	65.9	338.3	-	338.3
Employee Related Expenditures	15.9	152.3	-	152.3
<b>Subtotal Personal Services and ERE</b>	<b>81.8</b>	<b>490.6</b>	<b>-</b>	<b>490.6</b>
Professional & Outside Services	6.9	7.1	-	7.1
Travel In-State	125.0	198.8	-	198.8
Travel Out-Of-State	(5.8)	-	-	-
Food	1.8	-	-	-
Other Operating Expenditures	18.5	23.3	-	23.3
Capital Equipment	-	-	-	-
Non-Capital Equipment	3.9	-	-	-
Transfers-Out	-	-	-	-
<b>Expenditure Categories Total:</b>	<b>232.1</b>	<b>719.8</b>	<b>-</b>	<b>719.8</b>
<b>Utility Regulation Revolving Fund Total:</b>	<b>232.1</b>	<b>719.8</b>	<b>-</b>	<b>719.8</b>
<b>Program Total for Select Funds:</b>	<b>1,009.3</b>	<b>1,527.6</b>	<b>50.0</b>	<b>1,577.6</b>

**Sub Program:** CCA-5-1 Railroad Safety

**Fund:** AA1000 General Fund

**Appropriated**

Personal Services	507.2	553.0	36.0	589.0
Employee Related Expenditures	233.2	240.6	14.0	254.6
<b>Subtotal Personal Services and ERE</b>	<b>740.4</b>	<b>793.6</b>	<b>50.0</b>	<b>843.6</b>
Professional & Outside Services	-	-	-	-
Travel In-State	2.3	-	-	-
Travel Out-Of-State	1.0	-	-	-
Food	-	-	-	-

## Program Budget Unit Summary of Expenditure and Budget Request for Selected Funds

**Agency:** Corporation Commission

	FY 2023 Actuals	FY 2024 Expenditure Plan	FY 2025 Funding Issue	FY 2025 Total Request
<b>Program:</b> CCA-5-0 Railroad Safety				
<b>Sub Program:</b> CCA-5-1 Railroad Safety				
<b>Fund:</b> AA1000 General Fund				
Other Operating Expenditures	0.0	-	-	-
Capital Equipment	-	-	-	-
Non-Capital Equipment	-	-	-	-
Transfers-Out	-	-	-	-
<b>Expenditure Categories Total:</b>	<b>743.6</b>	<b>793.6</b>	<b>50.0</b>	<b>843.6</b>
<b>General Fund Total:</b>	<b>743.6</b>	<b>793.6</b>	<b>50.0</b>	<b>843.6</b>

**Fund:** CC2000 Federal Grants Fund

<b>Non-Appropriated</b>				
Personal Services	-	-	-	-
Employee Related Expenditures	-	-	-	-
<b>Subtotal Personal Services and ERE</b>	<b>-</b>	<b>-</b>	<b>-</b>	<b>-</b>
Professional & Outside Services	-	-	-	-
Travel In-State	0.9	-	-	-
Travel Out-Of-State	24.5	13.0	-	13.0
Food	-	-	-	-
Other Operating Expenditures	1.6	-	-	-
Capital Equipment	-	-	-	-
Non-Capital Equipment	6.6	1.2	-	1.2
Transfers-Out	-	-	-	-
<b>Expenditure Categories Total:</b>	<b>33.6</b>	<b>14.2</b>	<b>-</b>	<b>14.2</b>
<b>Federal Grants Fund Total:</b>	<b>33.6</b>	<b>14.2</b>	<b>-</b>	<b>14.2</b>

**Fund:** CC2172 Utility Regulation Revolving Fund

<b>Appropriated</b>				
Personal Services	65.9	338.3	-	338.3
Employee Related Expenditures	15.9	152.3	-	152.3

## Program Budget Unit Summary of Expenditure and Budget Request for Selected Funds

<b>Agency:</b>	<b>Corporation Commission</b>
----------------	-------------------------------

	FY 2023 Actuals	FY 2024 Expenditure Plan	FY 2025 Funding Issue	FY 2025 Total Request
<b>Program:</b> <b>CCA-5-0 Railroad Safety</b>				
<b>Sub Program:</b> <b>CCA-5-1 Railroad Safety</b>				
<b>Fund:</b> <b>CC2172 Utility Regulation Revolving Fund</b>				
<b>Subtotal Personal Services and ERE</b>	81.8	490.6	-	490.6
Professional & Outside Services	6.9	7.1	-	7.1
Travel In-State	125.0	198.8	-	198.8
Travel Out-Of-State	(5.8)	-	-	-
Food	1.8	-	-	-
Other Operating Expenditures	18.5	23.3	-	23.3
Capital Equipment	-	-	-	-
Non-Capital Equipment	3.9	-	-	-
Transfers-Out	-	-	-	-
<b>Expenditure Categories Total:</b>	<b>232.1</b>	<b>719.8</b>	<b>-</b>	<b>719.8</b>
<b>Utility Regulation Revolving Fund Total:</b>	<b>232.1</b>	<b>719.8</b>	<b>-</b>	<b>719.8</b>
<b>Sub Program Total for Select Funds:</b>	<b>1,009.3</b>	<b>1,527.6</b>	<b>50.0</b>	<b>1,577.6</b>

## Program Summary of Expenditure and Budget Request

**Agency:** Corporation Commission

**Program:** Railroad Safety

<b>Program Summary</b>		FY 2023 Actuals	FY 2024 Expenditure Plan	FY 2025 Funding Issue	FY 2025 Total Request
CCA-5-1	Railroad Safety	1,009.3	1,527.6	50.0	1,577.6
<b>Railroad Safety Summary Total:</b>		<b>1,009.3</b>	<b>1,527.6</b>	<b>50.0</b>	<b>1,577.6</b>
<b>Expenditure Categories</b>					
FTE	FTE	8.0	10.4	-	10.4
6000	Personal Services	573.1	891.3	36.0	927.3
6100	Employee Related Expenditures	249.1	392.9	14.0	406.9
<b>Subtotal Personal Services and ERE</b>		<b>822.1</b>	<b>1,284.2</b>	<b>50.0</b>	<b>1,334.2</b>
6200	Professional & Outside Services	6.9	7.1	-	7.1
6500	Travel In-State	128.2	198.8	-	198.8
6600	Travel Out-Of-State	19.7	13.0	-	13.0
6700	Food	1.8	-	-	-
7000	Other Operating Expenditures	20.0	23.3	-	23.3
8400	Capital Equipment	-	-	-	-
8500	Non-Capital Equipment	10.5	1.2	-	1.2
9100	Transfers-Out	-	-	-	-
<b>Expenditure Categories Total:</b>		<b>1,009.3</b>	<b>1,527.6</b>	<b>50.0</b>	<b>1,577.6</b>
<b>Fund Source</b>					
<b>Appropriated Funds</b>					
AA1000	General Fund (Appropriated)	743.6	793.6	50.0	843.6
	Utility Regulation Revolving Fund	232.1	719.8	-	719.8
CC2172	(Appropriated)				
<b>Appropriated Funds Total:</b>		<b>975.7</b>	<b>1,513.4</b>	<b>50.0</b>	<b>1,563.4</b>
<b>Non-Appropriated Funds</b>					
CC2000	Federal Grants Fund (Non-Appropriated)	33.6	14.2	-	14.2
<b>Non-Appropriated Funds Total:</b>		<b>33.6</b>	<b>14.2</b>	<b>-</b>	<b>14.2</b>
<b>Railroad Safety Summary Total:</b>		<b>1,009.3</b>	<b>1,527.6</b>	<b>50.0</b>	<b>1,577.6</b>



## Program Summary of Expenditure and Budget Request for Selected Funds

**Agency:** Corporation Commission

**Program:** Railroad Safety

**Fund:** AA1000 General Fund (Appropriated)

<b>Program Expenditures</b>		FY 2023 Actuals	FY 2024 Expenditure Plan	FY 2025 Funding Issue	FY 2025 Total Request
CCA-5-1	Railroad Safety	743.6	793.6	50.0	843.6
<b>General Fund (Appropriated) Summary Total:</b>		<b>743.6</b>	<b>793.6</b>	<b>50.0</b>	<b>843.6</b>
<b>Appropriated Funding</b>					
6000	Personal Services	507.2	553.0	36.0	589.0
6100	Employee Related Expenditures	233.2	240.6	14.0	254.6
<b>Subtotal Personal Services and ERE</b>		<b>740.4</b>	<b>793.6</b>	<b>50.0</b>	<b>843.6</b>
6200	Professional & Outside Services	-	-	-	-
6500	Travel In-State	2.3	-	-	-
6600	Travel Out-Of-State	1.0	-	-	-
6700	Food	-	-	-	-
7000	Other Operating Expenditures	0.0	-	-	-
8400	Capital Equipment	-	-	-	-
8500	Non-Capital Equipment	-	-	-	-
9100	Transfers-Out	-	-	-	-
<b>Expenditure Categories Total:</b>		<b>743.6</b>	<b>793.6</b>	<b>50.0</b>	<b>843.6</b>
<b>Fund AA1000 - A Total:</b>		<b>743.6</b>	<b>793.6</b>	<b>50.0</b>	<b>843.6</b>

## Program Summary of Expenditure and Budget Request for Selected Funds

<b>Agency:</b>	<b>Corporation Commission</b>
<b>Program:</b>	<b>Railroad Safety</b>
<b>Fund:</b>	<b>CC2000 Federal Grants Fund (Non-Appropriated)</b>

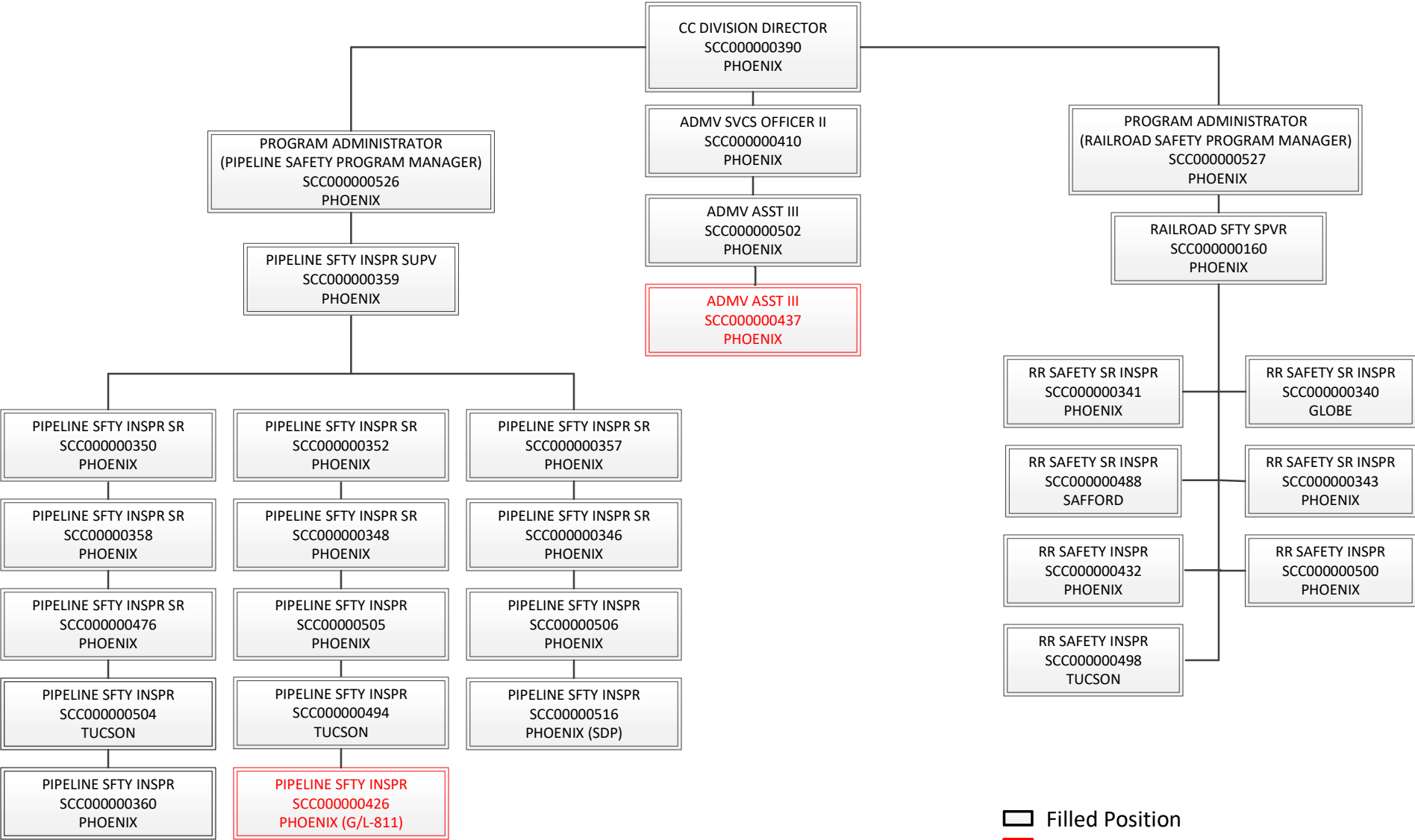
<b>Program Expenditures</b>	FY 2023 Actuals	FY 2024 Expenditure Plan	FY 2025 Funding Issue	FY 2025 Total Request
CCA-5-1 Railroad Safety	33.6	14.2	-	14.2
<b>Federal Grants Fund (Non-Appropriated)</b>	<b>33.6</b>	<b>14.2</b>	<b>-</b>	<b>14.2</b>
<b>Summary Total:</b>	<b>33.6</b>	<b>14.2</b>	<b>-</b>	<b>14.2</b>
<b>Non-Appropriated Funding</b>				
6000 Personal Services	-	-	-	-
6100 Employee Related Expenditures	-	-	-	-
<b>Subtotal Personal Services and ERE</b>	<b>-</b>	<b>-</b>	<b>-</b>	<b>-</b>
6200 Professional & Outside Services	-	-	-	-
6500 Travel In-State	0.9	-	-	-
6600 Travel Out-Of-State	24.5	13.0	-	13.0
6700 Food	-	-	-	-
7000 Other Operating Expenditures	1.6	-	-	-
8400 Capital Equipment	-	-	-	-
8500 Non-Capital Equipment	6.6	1.2	-	1.2
9100 Transfers-Out	-	-	-	-
<b>Expenditure Categories Total:</b>	<b>33.6</b>	<b>14.2</b>	<b>-</b>	<b>14.2</b>
<b>Fund CC2000 - N Total:</b>	<b>33.6</b>	<b>14.2</b>	<b>-</b>	<b>14.2</b>

## Program Summary of Expenditure and Budget Request for Selected Funds

<b>Agency:</b>	<b>Corporation Commission</b>
<b>Program:</b>	<b>Railroad Safety</b>
<b>Fund:</b>	<b>CC2172 Utility Regulation Revolving Fund (Appropriated)</b>

<b>Program Expenditures</b>	<b>FY 2023 Actuals</b>	<b>FY 2024 Expenditure Plan</b>	<b>FY 2025 Funding Issue</b>	<b>FY 2025 Total Request</b>
CCA-5-1 Railroad Safety	232.1	719.8	-	719.8
<b>Utility Regulation Revolving Fund (Appropriated)</b>	<b>232.1</b>	<b>719.8</b>	<b>-</b>	<b>719.8</b>
<b>Summary Total:</b>	<b>232.1</b>	<b>719.8</b>	<b>-</b>	<b>719.8</b>
<b>Appropriated Funding</b>				
6000 Personal Services	65.9	338.3	-	338.3
6100 Employee Related Expenditures	15.9	152.3	-	152.3
<b>Subtotal Personal Services and ERE</b>	<b>81.8</b>	<b>490.6</b>	<b>-</b>	<b>490.6</b>
6200 Professional & Outside Services	6.9	7.1	-	7.1
6500 Travel In-State	125.0	198.8	-	198.8
6600 Travel Out-Of-State	(5.8)	-	-	-
6700 Food	1.8	-	-	-
7000 Other Operating Expenditures	18.5	23.3	-	23.3
8400 Capital Equipment	-	-	-	-
8500 Non-Capital Equipment	3.9	-	-	-
9100 Transfers-Out	-	-	-	-
<b>Expenditure Categories Total:</b>	<b>232.1</b>	<b>719.8</b>	<b>-</b>	<b>719.8</b>
<b>Fund CC2172 - A Total:</b>	232.1	719.8	-	719.8
<b>Railroad Safety Total:</b>	1,009.3	1,527.6	50.0	1,577.6

# SAFETY DIVISION



Filled Position  
 Vacant Position

**Total Number of FTE's: 29**

## Program Expenditure Schedule

**Agency:** Corporation Commission

**Program:** Pipeline Safety

<b>FTE</b>	<b>FY 2023 Actuals</b>	<b>FY 2024 Expenditure Plan</b>	<b>FY 2025 Funding Issue</b>	<b>FY 2025 Total Request</b>
FTE	17.0	18.7	-	18.7
<b>Expenditure Category Total:</b>	-	-	-	-
<b>Fund Source</b>				
<b>Non-Appropriated Funds</b>				
CC2000 Federal Grants Fund (Non-Appropriated)	17.0	18.7	-	18.7
<b>Non-Appropriated Funds Total:</b>	<b>17.0</b>	<b>18.7</b>	<b>-</b>	<b>18.7</b>
<b>Fund Source Total:</b>	<b>17.0</b>	<b>18.7</b>	<b>-</b>	<b>18.7</b>
<hr/>				
<b>Personal Services</b>	<b>FY 2023 Actuals</b>	<b>FY 2024 Expenditure Plan</b>	<b>FY 2025 Funding Issue</b>	<b>FY 2025 Total Request</b>
Personal Services	217.7	1,560.9	-	1,560.9
<b>Expenditure Category Total:</b>	<b>217.7</b>	<b>1,560.9</b>	<b>-</b>	<b>1,560.9</b>
<b>Fund Source</b>				
<b>Appropriated Funds</b>				
CC2172 Utility Regulation Revolving Fund (Appropriated)	80.2	-	-	-
<b>Appropriated Funds Total:</b>	<b>80.2</b>	<b>-</b>	<b>-</b>	<b>-</b>
<b>Non-Appropriated Funds</b>				
CC2000 Federal Grants Fund (Non-Appropriated)	137.5	1,560.9	-	1,560.9
<b>Non-Appropriated Funds Total:</b>	<b>137.5</b>	<b>1,560.9</b>	<b>-</b>	<b>1,560.9</b>
<b>Fund Source Total:</b>	<b>217.7</b>	<b>1,560.9</b>	<b>-</b>	<b>1,560.9</b>
<hr/>				
<b>Employee Related Expenditures</b>	<b>FY 2023 Actuals</b>	<b>FY 2024 Expenditure Plan</b>	<b>FY 2025 Funding Issue</b>	<b>FY 2025 Total Request</b>
Employee Related Expenses	-	655.6	-	655.6
FICA Taxes	16.4	-	-	-
Medical Insurance	76.8	-	-	-
Basic Life	0.0	-	-	-
Long-Term Disability (ASRS)	(0.3)	-	-	-
Unemployment Compensation & Other State' Taxes	(0.8)	-	-	-
Dental Insurance	0.0	-	-	-
Workers' Compensation	2.0	-	-	-

## Program Expenditure Schedule

**Agency:** Corporation Commission

**Program:** Pipeline Safety

	FY 2023 Actuals	FY 2024 Expenditure Plan	FY 2025 Funding Issue	FY 2025 Total Request
Arizona State Retirement System	22.5	-	-	-
Personnel Board Pro-Rata Charges	6.1	-	-	-
Information Technology Pro Rata Charge	4.9	-	-	-
Accumulated Sick Leave Fund Charge	0.9	-	-	-
<b>Expenditure Category Total:</b>	<b>128.6</b>	<b>655.6</b>	<b>-</b>	<b>655.6</b>
<b>Fund Source</b>				
<b>Appropriated Funds</b>				
CC2172 Utility Regulation Revolving Fund (Appropriated)	31.7	-	-	-
<b>Appropriated Funds Total:</b>	<b>31.7</b>	<b>-</b>	<b>-</b>	<b>-</b>
<b>Non-Appropriated Funds</b>				
CC2000 Federal Grants Fund (Non-Appropriated)	97.0	655.6	-	655.6
<b>Non-Appropriated Funds Total:</b>	<b>97.0</b>	<b>655.6</b>	<b>-</b>	<b>655.6</b>
<b>Fund Source Total:</b>	<b>128.6</b>	<b>655.6</b>	<b>-</b>	<b>655.6</b>

	FY 2023 Actuals	FY 2024 Expenditure Plan	FY 2025 Funding Issue	FY 2025 Total Request
<b>Professional &amp; Outside Services</b>				
Professional and Outside Services	-	3.7	-	3.7
External Legal Services	(0.1)	-	-	-
External Information and Communications Technology Consulting Services	(0.5)	-	-	-
Other Professional & Outside Services	1.4	-	-	-
<b>Expenditure Category Total:</b>	<b>0.8</b>	<b>3.7</b>	<b>-</b>	<b>3.7</b>

	FY 2023 Actuals	FY 2024 Expenditure Plan	FY 2025 Funding Issue	FY 2025 Total Request
<b>Fund Source</b>				
<b>Non-Appropriated Funds</b>				
CC2000 Federal Grants Fund (Non-Appropriated)	0.8	3.7	-	3.7
<b>Non-Appropriated Funds Total:</b>	<b>0.8</b>	<b>3.7</b>	<b>-</b>	<b>3.7</b>
<b>Fund Source Total:</b>	<b>0.8</b>	<b>3.7</b>	<b>-</b>	<b>3.7</b>

	FY 2023 Actuals	FY 2024 Expenditure Plan	FY 2025 Funding Issue	FY 2025 Total Request
<b>Travel In-State</b>				
Travel In-State	-	299.5	-	299.5
Mileage - Private Vehicle	(0.0)	-	-	-

## Program Expenditure Schedule

**Agency:** Corporation Commission

**Program:** Pipeline Safety

	FY 2023 Actuals	FY 2024 Expenditure Plan	FY 2025 Funding Issue	FY 2025 Total Request
Motor Pool Charges	99.2	-	-	-
Lodging	(3.4)	-	-	-
Meals with Overnight Stay	1.1	-	-	-
Meals without Overnight Stay	0.2	-	-	-
Other Miscellaneous In- State Travel	(0.0)	-	-	-
<b>Expenditure Category Total:</b>	<b>97.1</b>	<b>299.5</b>	<b>-</b>	<b>299.5</b>
<b>Fund Source</b>				
<b>Non-Appropriated Funds</b>				
CC2000 Federal Grants Fund (Non-Appropriated)	97.1	299.5	-	299.5
<b>Non-Appropriated Funds Total:</b>	<b>97.1</b>	<b>299.5</b>	<b>-</b>	<b>299.5</b>
<b>Fund Source Total:</b>	<b>97.1</b>	<b>299.5</b>	<b>-</b>	<b>299.5</b>

	FY 2023 Actuals	FY 2024 Expenditure Plan	FY 2025 Funding Issue	FY 2025 Total Request
<b>Travel Out-Of-State</b>				
Travel Out of State	-	60.0	-	60.0
Airfare and Other Common Carrier Charges	17.1	-	-	-
Car Rental Out-of-State	6.9	-	-	-
Lodging Out-of-State	20.2	-	-	-
Meals with Overnight Stay	5.3	-	-	-
Other Miscellaneous Out-of- State Travel	2.4	-	-	-
<b>Expenditure Category Total:</b>	<b>51.9</b>	<b>60.0</b>	<b>-</b>	<b>60.0</b>

	FY 2023 Actuals	FY 2024 Expenditure Plan	FY 2025 Funding Issue	FY 2025 Total Request
<b>Fund Source</b>				
<b>Non-Appropriated Funds</b>				
CC2000 Federal Grants Fund (Non-Appropriated)	51.9	60.0	-	60.0
<b>Non-Appropriated Funds Total:</b>	<b>51.9</b>	<b>60.0</b>	<b>-</b>	<b>60.0</b>
<b>Fund Source Total:</b>	<b>51.9</b>	<b>60.0</b>	<b>-</b>	<b>60.0</b>

	FY 2023 Actuals	FY 2024 Expenditure Plan	FY 2025 Funding Issue	FY 2025 Total Request
<b>Other Operating Expenditures</b>				
Other Operating Expenses	-	162.7	-	162.7
Risk Management Charges to State Agencies	(10.7)	-	-	-

## Program Expenditure Schedule

**Agency:** Corporation Commission

**Program:** Pipeline Safety

	FY 2023 Actuals	FY 2024 Expenditure Plan	FY 2025 Funding Issue	FY 2025 Total Request
Charges Imposed Related to AFIS.	(1.8)	-	-	-
External Telecommunications Charges	2.6	-	-	-
Building Rent Charges to State Agencies	-	-	-	-
Repair & Maintenance - Other Equipment	1.8	-	-	-
Uniforms	(8.4)	-	-	-
Office Supplies	9.8	-	-	-
Computer Supplies	(0.4)	-	-	-
Automotive and Transportation Fuels	0.1	-	-	-
Other Operating Supplies	0.1	-	-	-
Conference Registration / Attendance Fees	0.8	-	-	-
Internal Printing	0.0	-	-	-
Postage & Delivery	(0.3)	-	-	-
Translation and sign language services	(0.7)	-	-	-
Dues	(0.5)	-	-	-
Security Services	(8.8)	-	-	-
Other Miscellaneous Operating	(173.0)	-	-	-
<b>Expenditure Category Total:</b>	<b>(189.5)</b>	<b>162.7</b>	<b>-</b>	<b>162.7</b>
<b>Fund Source</b>				
<b>Appropriated Funds</b>				
CC2172 Utility Regulation Revolving Fund (Appropriated)	0.4	-	-	-
<b>Appropriated Funds Total:</b>	<b>0.4</b>	<b>-</b>	<b>-</b>	<b>-</b>
<b>Non-Appropriated Funds</b>				
CC2000 Federal Grants Fund (Non-Appropriated)	(189.8)	162.7	-	162.7
<b>Non-Appropriated Funds Total:</b>	<b>(189.8)</b>	<b>162.7</b>	<b>-</b>	<b>162.7</b>
<b>Fund Source Total:</b>	<b>(189.5)</b>	<b>162.7</b>	<b>-</b>	<b>162.7</b>

	FY 2023 Actuals	FY 2024 Expenditure Plan	FY 2025 Funding Issue	FY 2025 Total Request
<b>Capital Equipment</b>				
Capital Equipment	-	10.0	-	10.0
<b>Expenditure Category Total:</b>	<b>-</b>	<b>10.0</b>	<b>-</b>	<b>10.0</b>

<b>Fund Source</b>				
<b>Non-Appropriated Funds</b>				
CC2000 Federal Grants Fund (Non-Appropriated)	-	10.0	-	10.0



## Program Expenditure Schedule

**Agency:** Corporation Commission

**Program:** Pipeline Safety

	FY 2023 Actuals	FY 2024 Expenditure Plan	FY 2025 Funding Issue	FY 2025 Total Request
<b>Non-Appropriated Funds Total:</b>	-	10.0	-	10.0
<b>Fund Source Total:</b>	-	10.0	-	10.0

<b>Non-Capital Equipment</b>	FY 2023 Actuals	FY 2024 Expenditure Plan	FY 2025 Funding Issue	FY 2025 Total Request
Non-Capital Resources	-	25.7	-	25.7
Telecommunications Equipment - Non-Capital Purchase	0.4	-	-	-
<b>Expenditure Category Total:</b>	<b>0.4</b>	<b>25.7</b>	-	<b>25.7</b>

<b>Fund Source</b>				
<b>Non-Appropriated Funds</b>				
CC2000 Federal Grants Fund (Non-Appropriated)	0.4	25.7	-	25.7
<b>Non-Appropriated Funds Total:</b>	<b>0.4</b>	<b>25.7</b>	-	<b>25.7</b>
<b>Fund Source Total:</b>	<b>0.4</b>	<b>25.7</b>	-	<b>25.7</b>

<b>Transfers-Out</b>	FY 2023 Actuals	FY 2024 Expenditure Plan	FY 2025 Funding Issue	FY 2025 Total Request
Transfers	-	416.4	-	416.4
Indirect Cost Transfers Out – Not Subject to Cost Allocation	231.8	-	-	-
<b>Expenditure Category Total:</b>	<b>231.8</b>	<b>416.4</b>	-	<b>416.4</b>

<b>Fund Source</b>				
<b>Non-Appropriated Funds</b>				
CC2000 Federal Grants Fund (Non-Appropriated)	231.8	416.4	-	416.4
<b>Non-Appropriated Funds Total:</b>	<b>231.8</b>	<b>416.4</b>	-	<b>416.4</b>
<b>Fund Source Total:</b>	<b>231.8</b>	<b>416.4</b>	-	<b>416.4</b>

## Program Budget Unit Summary of Expenditure and Budget Request for All Funds

**Agency:** Corporation Commission

	FY 2023 Actuals	FY 2024 Expenditure Plan	FY 2025 Funding Issue	FY 2025 Total Request
<b>Program: CCA-6-0 Pipeline Safety</b>				
<b>Expenditure Categories</b>				
FTE	17.0	18.7	-	18.7
Personal Services	217.7	1,560.9	-	1,560.9
Employee Related Expenditures	128.6	655.6	-	655.6
<b>Subtotal Personal Services and ERE</b>	<b>346.4</b>	<b>2,216.5</b>	<b>-</b>	<b>2,216.5</b>
Professional & Outside Services	0.8	3.7	-	3.7
Travel In-State	97.1	299.5	-	299.5
Travel Out-Of-State	51.9	60.0	-	60.0
Food	-	-	-	-
Other Operating Expenditures	(189.5)	162.7	-	162.7
Capital Equipment	-	10.0	-	10.0
Non-Capital Equipment	0.4	25.7	-	25.7
Transfers-Out	231.8	416.4	-	416.4
<b>Expenditure Categories Total:</b>	<b>538.8</b>	<b>3,194.5</b>	<b>-</b>	<b>3,194.5</b>
<b>Fund Source</b>				
<b>Appropriated Funds</b>				
Utility Regulation Revolving Fund (Appropriated)	112.2	-	-	-
<b>Appropriated Funds Total:</b>	<b>112.2</b>	<b>-</b>	<b>-</b>	<b>-</b>
<b>Non-Appropriated Funds</b>				
Federal Grants Fund (Non-Appropriated)	426.5	3,194.5	-	3,194.5
<b>Non-Appropriated Funds Total:</b>	<b>426.5</b>	<b>3,194.5</b>	<b>-</b>	<b>3,194.5</b>
<b>Pipeline Safety Total:</b>	<b>538.8</b>	<b>3,194.5</b>	<b>-</b>	<b>3,194.5</b>

**Sub Program: CCA-6-1 Pipeline Safety**

<b>Expenditure Categories</b>				
FTE	17.0	18.7	-	18.7
Personal Services	217.7	1,560.9	-	1,560.9
Employee Related Expenditures	128.6	655.6	-	655.6
<b>Subtotal Personal Services and ERE</b>	<b>346.4</b>	<b>2,216.5</b>	<b>-</b>	<b>2,216.5</b>
Professional & Outside Services	0.8	3.7	-	3.7

## Program Budget Unit Summary of Expenditure and Budget Request for All Funds

**Agency:** Corporation Commission

	FY 2023 Actuals	FY 2024 Expenditure Plan	FY 2025 Funding Issue	FY 2025 Total Request
<b>Program: CCA-6-0 Pipeline Safety</b>				
<b>Sub Program: CCA-6-1 Pipeline Safety</b>				
Travel In-State	97.1	299.5	-	299.5
Travel Out-Of-State	51.9	60.0	-	60.0
Food	-	-	-	-
Other Operating Expenditures	(189.5)	162.7	-	162.7
Capital Equipment	-	10.0	-	10.0
Non-Capital Equipment	0.4	25.7	-	25.7
Transfers-Out	231.8	416.4	-	416.4
<b>Expenditure Categories Total:</b>	<b>538.8</b>	<b>3,194.5</b>	<b>-</b>	<b>3,194.5</b>
<b>Fund Source</b>				
<b>Appropriated Funds</b>				
Utility Regulation Revolving Fund (Appropriated)	112.2	-	-	-
<b>Appropriated Funds Total:</b>	<b>112.2</b>	<b>-</b>	<b>-</b>	<b>-</b>
<b>Non-Appropriated Funds</b>				
Federal Grants Fund (Non-Appropriated)	426.5	3,194.5	-	3,194.5
<b>Non-Appropriated Funds Total:</b>	<b>426.5</b>	<b>3,194.5</b>	<b>-</b>	<b>3,194.5</b>
<b>Pipeline Safety Total:</b>	<b>538.8</b>	<b>3,194.5</b>	<b>-</b>	<b>3,194.5</b>

## Program Budget Unit Summary of Expenditure and Budget Request for Selected Funds

**Agency:** Corporation Commission

	FY 2023 Actuals	FY 2024 Expenditure Plan	FY 2025 Funding Issue	FY 2025 Total Request
<b>Program:</b> CCA-6-0 Pipeline Safety				

**Fund:** CC2000 Federal Grants Fund

**Non-Appropriated**

Personal Services	137.5	1,560.9	-	1,560.9
Employee Related Expenditures	97.0	655.6	-	655.6
<b>Subtotal Personal Services and ERE</b>	<b>234.5</b>	<b>2,216.5</b>	<b>-</b>	<b>2,216.5</b>
Professional & Outside Services	0.8	3.7	-	3.7
Travel In-State	97.1	299.5	-	299.5
Travel Out-Of-State	51.9	60.0	-	60.0
Food	-	-	-	-
Other Operating Expenditures	(189.8)	162.7	-	162.7
Capital Equipment	-	10.0	-	10.0
Non-Capital Equipment	0.4	25.7	-	25.7
Transfers-Out	231.8	416.4	-	416.4
<b>Expenditure Categories Total:</b>	<b>426.5</b>	<b>3,194.5</b>	<b>-</b>	<b>3,194.5</b>
<b>Federal Grants Fund Total:</b>	<b>426.5</b>	<b>3,194.5</b>	<b>-</b>	<b>3,194.5</b>

**Fund:** CC2172 Utility Regulation Revolving Fund

**Appropriated**

Personal Services	80.2	-	-	-
Employee Related Expenditures	31.7	-	-	-
<b>Subtotal Personal Services and ERE</b>	<b>111.9</b>	<b>-</b>	<b>-</b>	<b>-</b>
Professional & Outside Services	-	-	-	-
Travel In-State	-	-	-	-
Travel Out-Of-State	-	-	-	-
Food	-	-	-	-
Other Operating Expenditures	0.4	-	-	-
Capital Equipment	-	-	-	-
Non-Capital Equipment	-	-	-	-
Transfers-Out	-	-	-	-
<b>Expenditure Categories Total:</b>	<b>112.2</b>	<b>-</b>	<b>-</b>	<b>-</b>

## Program Budget Unit Summary of Expenditure and Budget Request for Selected Funds

**Agency:** Corporation Commission

	FY 2023 Actuals	FY 2024 Expenditure Plan	FY 2025 Funding Issue	FY 2025 Total Request
<b>Program:</b> CCA-6-0 Pipeline Safety				
<b>Fund:</b> CC2172 Utility Regulation Revolving Fund				
<b>Utility Regulation Revolving Fund Total:</b>	112.2	-	-	-
<b>Program Total for Select Funds:</b>	538.8	3,194.5	-	3,194.5

**Sub Program:** CCA-6-1 Pipeline Safety

**Fund:** CC2000 Federal Grants Fund

### Non-Appropriated

Personal Services	137.5	1,560.9	-	1,560.9
Employee Related Expenditures	97.0	655.6	-	655.6
<b>Subtotal Personal Services and ERE</b>	<b>234.5</b>	<b>2,216.5</b>	<b>-</b>	<b>2,216.5</b>
Professional & Outside Services	0.8	3.7	-	3.7
Travel In-State	97.1	299.5	-	299.5
Travel Out-Of-State	51.9	60.0	-	60.0
Food	-	-	-	-
Other Operating Expenditures	(189.8)	162.7	-	162.7
Capital Equipment	-	10.0	-	10.0
Non-Capital Equipment	0.4	25.7	-	25.7
Transfers-Out	231.8	416.4	-	416.4
<b>Expenditure Categories Total:</b>	<b>426.5</b>	<b>3,194.5</b>	<b>-</b>	<b>3,194.5</b>
<b>Federal Grants Fund Total:</b>	<b>426.5</b>	<b>3,194.5</b>	<b>-</b>	<b>3,194.5</b>

**Fund:** CC2172 Utility Regulation Revolving Fund

### Appropriated

Personal Services	80.2	-	-	-
Employee Related Expenditures	31.7	-	-	-
<b>Subtotal Personal Services and ERE</b>	<b>111.9</b>	<b>-</b>	<b>-</b>	<b>-</b>
Professional & Outside Services	-	-	-	-
Travel In-State	-	-	-	-
Travel Out-Of-State	-	-	-	-
Food	-	-	-	-

## Program Budget Unit Summary of Expenditure and Budget Request for Selected Funds

<b>Agency:</b>	<b>Corporation Commission</b>
----------------	-------------------------------

	FY 2023 Actuals	FY 2024 Expenditure Plan	FY 2025 Funding Issue	FY 2025 Total Request
<b>Program:</b> <b>CCA-6-0 Pipeline Safety</b>				
<b>Sub Program:</b> <b>CCA-6-1 Pipeline Safety</b>				
<b>Fund:</b> <b>CC2172 Utility Regulation Revolving Fund</b>				
Other Operating Expenditures	0.4	-	-	-
Capital Equipment	-	-	-	-
Non-Capital Equipment	-	-	-	-
Transfers-Out	-	-	-	-
<b>Expenditure Categories Total:</b>	<b>112.2</b>	-	-	-
<b>Utility Regulation Revolving Fund Total:</b>	<b>112.2</b>	-	-	-
<b>Sub Program Total for Select Funds:</b>	<b>538.8</b>	<b>3,194.5</b>	-	<b>3,194.5</b>

## Program Summary of Expenditure and Budget Request

**Agency:** Corporation Commission

**Program:** Pipeline Safety

<b>Program Summary</b>		<b>FY 2023 Actuals</b>	<b>FY 2024 Expenditure Plan</b>	<b>FY 2025 Funding Issue</b>	<b>FY 2025 Total Request</b>
CCA-6-1	Pipeline Safety	538.8	3,194.5	-	3,194.5
<b>Pipeline Safety Summary Total:</b>		<b>538.8</b>	<b>3,194.5</b>	<b>-</b>	<b>3,194.5</b>
<b>Expenditure Categories</b>					
FTE	FTE	17.0	18.7	-	18.7
6000	Personal Services	217.7	1,560.9	-	1,560.9
6100	Employee Related Expenditures	128.6	655.6	-	655.6
<b>Subtotal Personal Services and ERE</b>		<b>346.4</b>	<b>2,216.5</b>	<b>-</b>	<b>2,216.5</b>
6200	Professional & Outside Services	0.8	3.7	-	3.7
6500	Travel In-State	97.1	299.5	-	299.5
6600	Travel Out-Of-State	51.9	60.0	-	60.0
6700	Food	-	-	-	-
7000	Other Operating Expenditures	(189.5)	162.7	-	162.7
8400	Capital Equipment	-	10.0	-	10.0
8500	Non-Capital Equipment	0.4	25.7	-	25.7
9100	Transfers-Out	231.8	416.4	-	416.4
<b>Expenditure Categories Total:</b>		<b>538.8</b>	<b>3,194.5</b>	<b>-</b>	<b>3,194.5</b>
<b>Fund Source</b>					
<b>Appropriated Funds</b>					
CC2172	Utility Regulation Revolving Fund (Appropriated)	112.2	-	-	-
<b>Appropriated Funds Total:</b>		<b>112.2</b>	<b>-</b>	<b>-</b>	<b>-</b>
<b>Non-Appropriated Funds</b>					
CC2000	Federal Grants Fund (Non-Appropriated)	426.5	3,194.5	-	3,194.5
<b>Non-Appropriated Funds Total:</b>		<b>426.5</b>	<b>3,194.5</b>	<b>-</b>	<b>3,194.5</b>
<b>Pipeline Safety Summary Total:</b>		<b>538.8</b>	<b>3,194.5</b>	<b>-</b>	<b>3,194.5</b>

## Program Summary of Expenditure and Budget Request for Selected Funds

**Agency:** Corporation Commission

**Program:** Pipeline Safety

**Fund:** CC2000 Federal Grants Fund (Non-Appropriated)

<b>Program Expenditures</b>		FY 2023 Actuals	FY 2024 Expenditure Plan	FY 2025 Funding Issue	FY 2025 Total Request
CCA-6-1	Pipeline Safety	426.5	3,194.5	-	3,194.5
	<b>Federal Grants Fund (Non-Appropriated)</b>	<b>426.5</b>	<b>3,194.5</b>	-	<b>3,194.5</b>
	<b>Summary Total:</b>				
<b>Non-Appropriated Funding</b>					
6000	Personal Services	137.5	1,560.9	-	1,560.9
6100	Employee Related Expenditures	97.0	655.6	-	655.6
	<b>Subtotal Personal Services and ERE</b>	<b>234.5</b>	<b>2,216.5</b>	-	<b>2,216.5</b>
6200	Professional & Outside Services	0.8	3.7	-	3.7
6500	Travel In-State	97.1	299.5	-	299.5
6600	Travel Out-Of-State	51.9	60.0	-	60.0
6700	Food	-	-	-	-
7000	Other Operating Expenditures	(189.8)	162.7	-	162.7
8400	Capital Equipment	-	10.0	-	10.0
8500	Non-Capital Equipment	0.4	25.7	-	25.7
9100	Transfers-Out	231.8	416.4	-	416.4
	<b>Expenditure Categories Total:</b>	<b>426.5</b>	<b>3,194.5</b>	-	<b>3,194.5</b>
	<b>Fund CC2000 - N Total:</b>	426.5	3,194.5	-	3,194.5

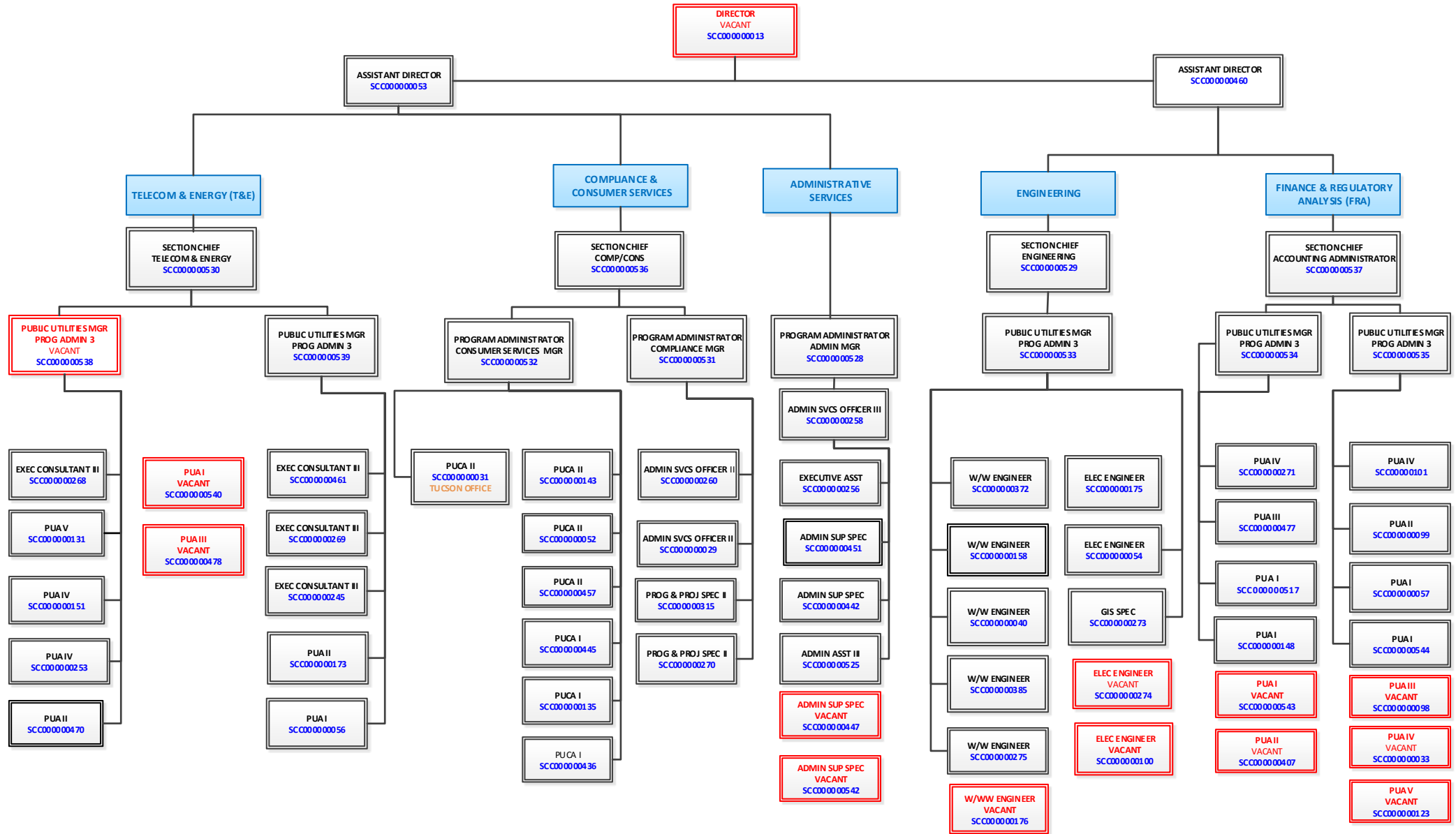


## Program Summary of Expenditure and Budget Request for Selected Funds

<b>Agency:</b>	<b>Corporation Commission</b>
<b>Program:</b>	<b>Pipeline Safety</b>
<b>Fund:</b>	<b>CC2172 Utility Regulation Revolving Fund (Appropriated)</b>

<b>Program Expenditures</b>	FY 2023 Actuals	FY 2024 Expenditure Plan	FY 2025 Funding Issue	FY 2025 Total Request
CCA-6-1 Pipeline Safety	112.2	-	-	-
<b>Utility Regulation Revolving Fund (Appropriated)</b>	<b>112.2</b>	-	-	-
<b>Summary Total:</b>	<b>112.2</b>	-	-	-
<b>Appropriated Funding</b>				
6000 Personal Services	80.2	-	-	-
6100 Employee Related Expenditures	31.7	-	-	-
<b>Subtotal Personal Services and ERE</b>	<b>111.9</b>	-	-	-
6200 Professional & Outside Services	-	-	-	-
6500 Travel In-State	-	-	-	-
6600 Travel Out-Of-State	-	-	-	-
6700 Food	-	-	-	-
7000 Other Operating Expenditures	0.4	-	-	-
8400 Capital Equipment	-	-	-	-
8500 Non-Capital Equipment	-	-	-	-
9100 Transfers-Out	-	-	-	-
<b>Expenditure Categories Total:</b>	<b>112.2</b>	-	-	-
<b>Fund CC2172 - A Total:</b>	112.2	-	-	-
<b>Pipeline Safety Total:</b>	538.8	3,194.5	-	3,194.5

# Arizona Corporation Commission Utilities Division



Date Revised: 7/25/23  
55 FILLED  
14 VACANT  
69

## Program Expenditure Schedule

**Agency:** Corporation Commission

**Program:** Utilities

FTE	FY 2023 Actuals	FY 2024 Expenditure Plan	FY 2025 Funding Issue	FY 2025 Total Request
FTE	54.0	69.0	-	69.0
<b>Expenditure Category Total:</b>	-	-	-	-

### Fund Source

**Appropriated Funds**

CC2172	Utility Regulation Revolving Fund (Appropriated)	54.0	69.0	-	69.0
<b>Appropriated Funds Total:</b>		<b>54.0</b>	<b>69.0</b>	<b>-</b>	<b>69.0</b>
<b>Fund Source Total:</b>		<b>54.0</b>	<b>69.0</b>	<b>-</b>	<b>69.0</b>

Personal Services	FY 2023 Actuals	FY 2024 Expenditure Plan	FY 2025 Funding Issue	FY 2025 Total Request
Personal Services	3,864.8	5,376.4	-	5,376.4
Board & Commission Members Compensation	34.7	35.0	-	35.0
<b>Expenditure Category Total:</b>	<b>3,899.5</b>	<b>5,411.4</b>	<b>-</b>	<b>5,411.4</b>

### Fund Source

**Appropriated Funds**

CC2172	Utility Regulation Revolving Fund (Appropriated)	3,864.8	5,376.4	-	5,376.4
<b>Appropriated Funds Total:</b>		<b>3,864.8</b>	<b>5,376.4</b>	<b>-</b>	<b>5,376.4</b>

**Non-Appropriated Funds**

CC2076	Utility Siting Fund (Non-Appropriated)	34.7	35.0	-	35.0
<b>Non-Appropriated Funds Total:</b>		<b>34.7</b>	<b>35.0</b>	<b>-</b>	<b>35.0</b>
<b>Fund Source Total:</b>		<b>3,899.5</b>	<b>5,411.4</b>	<b>-</b>	<b>5,411.4</b>

Employee Related Expenditures	FY 2023 Actuals	FY 2024 Expenditure Plan	FY 2025 Funding Issue	FY 2025 Total Request
Employee Related Expenses	-	2,047.0	-	2,047.0
FICA Taxes	288.3	-	-	-
Medical Insurance	601.1	-	-	-
Basic Life	0.4	-	-	-
Long-Term Disability (ASRS)	5.1	-	-	-
Unemployment Compensation & Other State' Taxes	0.8	-	-	-

## Program Expenditure Schedule

**Agency:** Corporation Commission

**Program:** Utilities

	FY 2023 Actuals	FY 2024 Expenditure Plan	FY 2025 Funding Issue	FY 2025 Total Request
Dental Insurance	4.5	-	-	-
Workers' Compensation	35.2	-	-	-
Arizona State Retirement System	438.3	-	-	-
Personnel Board Pro-Rata Charges	33.5	-	-	-
Information Technology Pro Rata Charge	22.3	-	-	-
Accumulated Sick Leave Fund Charge	15.5	-	-	-
<b>Expenditure Category Total:</b>	<b>1,445.0</b>	<b>2,047.0</b>	<b>-</b>	<b>2,047.0</b>
<b>Fund Source</b>				
<b>Appropriated Funds</b>				
CC2172 Utility Regulation Revolving Fund (Appropriated)	1,441.8	2,043.0	-	2,043.0
<b>Appropriated Funds Total:</b>	<b>1,441.8</b>	<b>2,043.0</b>	<b>-</b>	<b>2,043.0</b>
<b>Non-Appropriated Funds</b>				
CC2076 Utility Siting Fund (Non-Appropriated)	3.2	4.0	-	4.0
<b>Non-Appropriated Funds Total:</b>	<b>3.2</b>	<b>4.0</b>	<b>-</b>	<b>4.0</b>
<b>Fund Source Total:</b>	<b>1,445.0</b>	<b>2,047.0</b>	<b>-</b>	<b>2,047.0</b>

	FY 2023 Actuals	FY 2024 Expenditure Plan	FY 2025 Funding Issue	FY 2025 Total Request
<b>Professional &amp; Outside Services</b>				
Professional and Outside Services	-	450.0	-	450.0
External Legal Services	53.6	-	-	-
Vendor Travel – Tax Reportable	3.3	-	-	-
Other Professional & Outside Services	16.0	-	-	-
<b>Expenditure Category Total:</b>	<b>72.9</b>	<b>450.0</b>	<b>-</b>	<b>450.0</b>

	FY 2023 Actuals	FY 2024 Expenditure Plan	FY 2025 Funding Issue	FY 2025 Total Request
<b>Fund Source</b>				
<b>Appropriated Funds</b>				
CC2172 Utility Regulation Revolving Fund (Appropriated)	72.9	450.0	-	450.0
<b>Appropriated Funds Total:</b>	<b>72.9</b>	<b>450.0</b>	<b>-</b>	<b>450.0</b>
<b>Fund Source Total:</b>	<b>72.9</b>	<b>450.0</b>	<b>-</b>	<b>450.0</b>

	FY 2023 Actuals	FY 2024 Expenditure Plan	FY 2025 Funding Issue	FY 2025 Total Request
<b>Travel In-State</b>				

## Program Expenditure Schedule

**Agency:** Corporation Commission

**Program:** Utilities

	FY 2023 Actuals	FY 2024 Expenditure Plan	FY 2025 Funding Issue	FY 2025 Total Request
Travel In-State	-	30.7	-	30.7
Mileage - Private Vehicle	8.4	-	-	-
Motor Pool Charges	12.9	-	-	-
Lodging	2.0	-	-	-
Meals with Overnight Stay	2.2	-	-	-
<b>Expenditure Category Total:</b>	<b>25.4</b>	<b>30.7</b>	<b>-</b>	<b>30.7</b>
<b>Fund Source</b>				
<b>Appropriated Funds</b>				
CC2172 Utility Regulation Revolving Fund (Appropriated)	15.6	20.7	-	20.7
<b>Appropriated Funds Total:</b>	<b>15.6</b>	<b>20.7</b>	<b>-</b>	<b>20.7</b>
<b>Non-Appropriated Funds</b>				
CC2076 Utility Siting Fund (Non-Appropriated)	9.8	10.0	-	10.0
<b>Non-Appropriated Funds Total:</b>	<b>9.8</b>	<b>10.0</b>	<b>-</b>	<b>10.0</b>
<b>Fund Source Total:</b>	<b>25.4</b>	<b>30.7</b>	<b>-</b>	<b>30.7</b>

	FY 2023 Actuals	FY 2024 Expenditure Plan	FY 2025 Funding Issue	FY 2025 Total Request
<b>Travel Out-Of-State</b>				
Travel Out of State	-	75.0	-	75.0
Airfare and Other Common Carrier Charges	14.5	-	-	-
Lodging Out-of-State	37.8	-	-	-
Meals with Overnight Stay	3.9	-	-	-
Other Miscellaneous Out-of- State Travel	3.5	-	-	-
<b>Expenditure Category Total:</b>	<b>59.7</b>	<b>75.0</b>	<b>-</b>	<b>75.0</b>

	FY 2023 Actuals	FY 2024 Expenditure Plan	FY 2025 Funding Issue	FY 2025 Total Request
<b>Fund Source</b>				
<b>Appropriated Funds</b>				
CC2172 Utility Regulation Revolving Fund (Appropriated)	59.7	75.0	-	75.0
<b>Appropriated Funds Total:</b>	<b>59.7</b>	<b>75.0</b>	<b>-</b>	<b>75.0</b>
<b>Fund Source Total:</b>	<b>59.7</b>	<b>75.0</b>	<b>-</b>	<b>75.0</b>

	FY 2023 Actuals	FY 2024 Expenditure Plan	FY 2025 Funding Issue	FY 2025 Total Request
<b>Other Operating Expenditures</b>				

## Program Expenditure Schedule

**Agency:** Corporation Commission

**Program:** Utilities

	FY 2023 Actuals	FY 2024 Expenditure Plan	FY 2025 Funding Issue	FY 2025 Total Request
Other Operating Expenses	-	168.3	-	168.3
External Telecommunications Charges	60.7	-	-	-
Miscellaneous Rent	2.1	-	-	-
Other Internal Services	0.5	-	-	-
Repair & Maintenance - Buildings	4.2	-	-	-
Repair & Maintenance - Other Equipment	12.8	-	-	-
Repair & Maintenance - Other	0.8	-	-	-
Software Support, Maintenance Short-term Licensing	16.1	-	-	-
Office Supplies	8.6	-	-	-
Computer Supplies	2.0	-	-	-
Other Operating Supplies	1.5	-	-	-
Conference Registration / Attendance Fees	20.2	-	-	-
Other Education & Training Costs	4.3	-	-	-
Internal Printing	0.5	-	-	-
Postage & Delivery	0.3	-	-	-
Translation and sign language services	9.1	-	-	-
Dues	2.2	-	-	-
Books, Subscriptions & Publications	3.2	-	-	-
Other Miscellaneous Operating	0.0	-	-	-
<b>Expenditure Category Total:</b>	<b>149.0</b>	<b>168.3</b>	<b>-</b>	<b>168.3</b>
<b>Fund Source</b>				
<b>Appropriated Funds</b>				
CC2172 Utility Regulation Revolving Fund (Appropriated)	148.5	167.8	-	167.8
<b>Appropriated Funds Total:</b>	<b>148.5</b>	<b>167.8</b>	<b>-</b>	<b>167.8</b>
<b>Non-Appropriated Funds</b>				
CC2076 Utility Siting Fund (Non-Appropriated)	0.5	0.5	-	0.5
<b>Non-Appropriated Funds Total:</b>	<b>0.5</b>	<b>0.5</b>	<b>-</b>	<b>0.5</b>
<b>Fund Source Total:</b>	<b>149.0</b>	<b>168.3</b>	<b>-</b>	<b>168.3</b>

	FY 2023 Actuals	FY 2024 Expenditure Plan	FY 2025 Funding Issue	FY 2025 Total Request
<b>Non-Capital Equipment</b>				
Computer Equipment – Non- Capitalized Purchases	1.3	-	-	-

## Program Expenditure Schedule

<b>Agency:</b>	<b>Corporation Commission</b>
----------------	-------------------------------

<b>Program:</b>	<b>Utilities</b>
-----------------	------------------

	FY 2023 Actuals	FY 2024 Expenditure Plan	FY 2025 Funding Issue	FY 2025 Total Request
<b>Expenditure Category Total:</b>	1.3	-	-	-
<b>Fund Source</b>				
<b>Appropriated Funds</b>				
CC2172    Utility Regulation Revolving Fund (Appropriated)	1.3	-	-	-
<b>Appropriated Funds Total:</b>	1.3	-	-	-
<b>Fund Source Total:</b>	1.3	-	-	-

## Program Budget Unit Summary of Expenditure and Budget Request for All Funds

**Agency:** Corporation Commission

	FY 2023 Actuals	FY 2024 Expenditure Plan	FY 2025 Funding Issue	FY 2025 Total Request
<b>Program: CCA-7-0 Utilities</b>				
<b>Expenditure Categories</b>				
FTE	54.0	69.0	-	69.0
Personal Services	3,899.5	5,411.4	-	5,411.4
Employee Related Expenditures	1,445.0	2,047.0	-	2,047.0
<b>Subtotal Personal Services and ERE</b>	<b>5,344.5</b>	<b>7,458.4</b>	<b>-</b>	<b>7,458.4</b>
Professional & Outside Services	72.9	450.0	-	450.0
Travel In-State	25.4	30.7	-	30.7
Travel Out-Of-State	59.7	75.0	-	75.0
Food	-	-	-	-
Other Operating Expenditures	149.0	168.3	-	168.3
Capital Equipment	-	-	-	-
Non-Capital Equipment	1.3	-	-	-
Transfers-Out	-	-	-	-
<b>Expenditure Categories Total:</b>	<b>5,652.9</b>	<b>8,182.4</b>	<b>-</b>	<b>8,182.4</b>
<b>Fund Source</b>				
<b>Appropriated Funds</b>				
Utility Regulation Revolving Fund (Appropriated)	5,604.7	8,132.9	-	8,132.9
<b>Appropriated Funds Total:</b>	<b>5,604.7</b>	<b>8,132.9</b>	<b>-</b>	<b>8,132.9</b>
<b>Non-Appropriated Funds</b>				
Utility Siting Fund (Non-Appropriated)	48.1	49.5	-	49.5
<b>Non-Appropriated Funds Total:</b>	<b>48.1</b>	<b>49.5</b>	<b>-</b>	<b>49.5</b>
<b>Utilities Total:</b>	<b>5,652.9</b>	<b>8,182.4</b>	<b>-</b>	<b>8,182.4</b>

**Sub Program: CCA-7-1 Utilities**

<b>Expenditure Categories</b>				
FTE	54.0	69.0	-	69.0
Personal Services	3,899.5	5,411.4	-	5,411.4
Employee Related Expenditures	1,445.0	2,047.0	-	2,047.0
<b>Subtotal Personal Services and ERE</b>	<b>5,344.5</b>	<b>7,458.4</b>	<b>-</b>	<b>7,458.4</b>
Professional & Outside Services	56.9	70.0	-	70.0



## Program Budget Unit Summary of Expenditure and Budget Request for All Funds

**Agency:** Corporation Commission

	FY 2023 Actuals	FY 2024 Expenditure Plan	FY 2025 Funding Issue	FY 2025 Total Request
<b>Program: CCA-7-0 Utilities</b>				
<b>Sub Program: CCA-7-1 Utilities</b>				
Travel In-State	25.4	30.7	-	30.7
Travel Out-Of-State	59.7	75.0	-	75.0
Food	-	-	-	-
Other Operating Expenditures	149.0	168.3	-	168.3
Capital Equipment	-	-	-	-
Non-Capital Equipment	1.3	-	-	-
Transfers-Out	-	-	-	-
<b>Expenditure Categories Total:</b>	<b>5,636.9</b>	<b>7,802.4</b>	<b>-</b>	<b>7,802.4</b>

### Fund Source

#### Appropriated Funds

Utility Regulation Revolving Fund (Appropriated)	5,588.7	7,752.9	-	7,752.9
<b>Appropriated Funds Total:</b>	<b>5,588.7</b>	<b>7,752.9</b>	<b>-</b>	<b>7,752.9</b>

#### Non-Appropriated Funds

Utility Siting Fund (Non-Appropriated)	48.1	49.5	-	49.5
<b>Non-Appropriated Funds Total:</b>	<b>48.1</b>	<b>49.5</b>	<b>-</b>	<b>49.5</b>
<b>Utilities Total:</b>	<b>5,636.9</b>	<b>7,802.4</b>	<b>-</b>	<b>7,802.4</b>

### Sub Program: CCA-7-2 SLI Utility Audits, Studies, Investigations, and Hearings

#### Expenditure Categories

FTE	-	-	-	-
Personal Services	-	-	-	-
Employee Related Expenditures	-	-	-	-
<b>Subtotal Personal Services and ERE</b>	<b>-</b>	<b>-</b>	<b>-</b>	<b>-</b>
Professional & Outside Services	16.0	380.0	-	380.0
Travel In-State	-	-	-	-
Travel Out-Of-State	-	-	-	-
Food	-	-	-	-
Other Operating Expenditures	-	-	-	-
Capital Equipment	-	-	-	-
Non-Capital Equipment	-	-	-	-

## Program Budget Unit Summary of Expenditure and Budget Request for All Funds

<b>Agency:</b>	<b>Corporation Commission</b>
----------------	-------------------------------

	FY 2023 Actuals	FY 2024 Expenditure Plan	FY 2025 Funding Issue	FY 2025 Total Request
<b>Program:</b> CCA-7-0 Utilities				

<b>Sub Program:</b> CCA-7-2 SLI Utility Audits, Studies, Investigations, and Hearings
---

Transfers-Out	-	-	-	-
<b>Expenditure Categories Total:</b>	16.0	380.0	-	380.0

<b>Fund Source</b>
--------------------

<b>Appropriated Funds</b>				
Utility Regulation Revolving Fund (Appropriated)	16.0	380.0	-	380.0
<b>Appropriated Funds Total:</b>	16.0	380.0	-	380.0
<b>Utilities Total:</b>	16.0	380.0	-	380.0

## Program Budget Unit Summary of Expenditure and Budget Request for Selected Funds

**Agency:** Corporation Commission

	FY 2023 Actuals	FY 2024 Expenditure Plan	FY 2025 Funding Issue	FY 2025 Total Request
--	--------------------	--------------------------------	--------------------------	--------------------------

**Program:** CCA-7-0 Utilities

**Non-Appropriated**

Personal Services	34.7	35.0	-	35.0
Employee Related Expenditures	3.2	4.0	-	4.0
<b>Subtotal Personal Services and ERE</b>	<b>37.9</b>	<b>39.0</b>	-	<b>39.0</b>
Professional & Outside Services	-	-	-	-
Travel In-State	9.8	10.0	-	10.0
Travel Out-Of-State	-	-	-	-
Food	-	-	-	-
Other Operating Expenditures	0.5	0.5	-	0.5
Capital Equipment	-	-	-	-
Non-Capital Equipment	-	-	-	-
Transfers-Out	-	-	-	-
<b>Expenditure Categories Total:</b>	<b>48.1</b>	<b>49.5</b>	-	<b>49.5</b>
<b>Utility Siting Fund Total:</b>	<b>48.1</b>	<b>49.5</b>	-	<b>49.5</b>

**Fund:** CC2172 Utility Regulation Revolving Fund

**Appropriated**

Personal Services	3,864.8	5,376.4	-	5,376.4
Employee Related Expenditures	1,441.8	2,043.0	-	2,043.0
<b>Subtotal Personal Services and ERE</b>	<b>5,306.7</b>	<b>7,419.4</b>	-	<b>7,419.4</b>
Professional & Outside Services	72.9	450.0	-	450.0
Travel In-State	15.6	20.7	-	20.7
Travel Out-Of-State	59.7	75.0	-	75.0
Food	-	-	-	-
Other Operating Expenditures	148.5	167.8	-	167.8
Capital Equipment	-	-	-	-
Non-Capital Equipment	1.3	-	-	-
Transfers-Out	-	-	-	-
<b>Expenditure Categories Total:</b>	<b>5,604.7</b>	<b>8,132.9</b>	-	<b>8,132.9</b>

## Program Budget Unit Summary of Expenditure and Budget Request for Selected Funds

**Agency:** Corporation Commission

	FY 2023 Actuals	FY 2024 Expenditure Plan	FY 2025 Funding Issue	FY 2025 Total Request
<b>Program:</b> CCA-7-0 Utilities				
<b>Fund:</b> CC2172 Utility Regulation Revolving Fund				
<b>Utility Regulation Revolving Fund Total:</b>	5,604.7	8,132.9	-	8,132.9
<b>Program Total for Select Funds:</b>	5,652.9	8,182.4	-	8,182.4

**Sub Program:** CCA-7-1 Utilities

**Fund:** CC2076 Utility Siting Fund

**Non-Appropriated**

Personal Services	34.7	35.0	-	35.0
Employee Related Expenditures	3.2	4.0	-	4.0
<b>Subtotal Personal Services and ERE</b>	<b>37.9</b>	<b>39.0</b>	<b>-</b>	<b>39.0</b>
Professional & Outside Services	-	-	-	-
Travel In-State	9.8	10.0	-	10.0
Travel Out-Of-State	-	-	-	-
Food	-	-	-	-
Other Operating Expenditures	0.5	0.5	-	0.5
Capital Equipment	-	-	-	-
Non-Capital Equipment	-	-	-	-
Transfers-Out	-	-	-	-
<b>Expenditure Categories Total:</b>	<b>48.1</b>	<b>49.5</b>	<b>-</b>	<b>49.5</b>
<b>Utility Siting Fund Total:</b>	<b>48.1</b>	<b>49.5</b>	<b>-</b>	<b>49.5</b>

**Fund:** CC2172 Utility Regulation Revolving Fund

**Appropriated**

Personal Services	3,864.8	5,376.4	-	5,376.4
Employee Related Expenditures	1,441.8	2,043.0	-	2,043.0
<b>Subtotal Personal Services and ERE</b>	<b>5,306.7</b>	<b>7,419.4</b>	<b>-</b>	<b>7,419.4</b>
Professional & Outside Services	56.9	70.0	-	70.0
Travel In-State	15.6	20.7	-	20.7
Travel Out-Of-State	59.7	75.0	-	75.0
Food	-	-	-	-

## Program Budget Unit Summary of Expenditure and Budget Request for Selected Funds

**Agency:** Corporation Commission

	FY 2023 Actuals	FY 2024 Expenditure Plan	FY 2025 Funding Issue	FY 2025 Total Request
<b>Program:</b> CCA-7-0 Utilities				
<b>Sub Program:</b> CCA-7-1 Utilities				
<b>Fund:</b> CC2172 Utility Regulation Revolving Fund				
Other Operating Expenditures	148.5	167.8	-	167.8
Capital Equipment	-	-	-	-
Non-Capital Equipment	1.3	-	-	-
Transfers-Out	-	-	-	-
<b>Expenditure Categories Total:</b>	<b>5,588.7</b>	<b>7,752.9</b>	<b>-</b>	<b>7,752.9</b>
<b>Utility Regulation Revolving Fund Total:</b>	<b>5,588.7</b>	<b>7,752.9</b>	<b>-</b>	<b>7,752.9</b>
<b>Sub Program Total for Select Funds:</b>	<b>5,636.9</b>	<b>7,802.4</b>	<b>-</b>	<b>7,802.4</b>

**Sub Program:** CCA-7-2 SLI Utility Audits, Studies, Investigations, and Hearings

**Fund:** CC2172 Utility Regulation Revolving Fund

**Appropriated**

Personal Services	-	-	-	-
Employee Related Expenditures	-	-	-	-
<b>Subtotal Personal Services and ERE</b>	<b>-</b>	<b>-</b>	<b>-</b>	<b>-</b>
Professional & Outside Services	16.0	380.0	-	380.0
Travel In-State	-	-	-	-
Travel Out-Of-State	-	-	-	-
Food	-	-	-	-
Other Operating Expenditures	-	-	-	-
Capital Equipment	-	-	-	-
Non-Capital Equipment	-	-	-	-
Transfers-Out	-	-	-	-
<b>Expenditure Categories Total:</b>	<b>16.0</b>	<b>380.0</b>	<b>-</b>	<b>380.0</b>
<b>Utility Regulation Revolving Fund Total:</b>	<b>16.0</b>	<b>380.0</b>	<b>-</b>	<b>380.0</b>
<b>Sub Program Total for Select Funds:</b>	<b>16.0</b>	<b>380.0</b>	<b>-</b>	<b>380.0</b>

**Program Budget Unit Summary of Expenditure and Budget Request  
for Selected Funds**

**Agency:** Corporation Commission

		FY 2023 Actuals	FY 2024 Expenditure Plan	FY 2025 Funding Issue	FY 2025 Total Request
<b>Program:</b>	CCA-7-0 Utilities				

## Program Summary of Expenditure and Budget Request

**Agency:** Corporation Commission

**Program:** Utilities

<b>Program Summary</b>		FY 2023 Actuals	FY 2024 Expenditure Plan	FY 2025 Funding Issue	FY 2025 Total Request
CCA-7-1	Utilities	5,636.9	7,802.4	-	7,802.4
CCA-7-2	SLI Utility Audits, Studies, Investigations, and Hearings	16.0	380.0	-	380.0
<b>Utilities Summary Total:</b>		<b>5,652.9</b>	<b>8,182.4</b>	<b>-</b>	<b>8,182.4</b>
<b>Expenditure Categories</b>					
FTE	FTE	54.0	69.0	-	69.0
6000	Personal Services	3,899.5	5,411.4	-	5,411.4
6100	Employee Related Expenditures	1,445.0	2,047.0	-	2,047.0
<b>Subtotal Personal Services and ERE</b>		<b>5,344.5</b>	<b>7,458.4</b>	<b>-</b>	<b>7,458.4</b>
6200	Professional & Outside Services	72.9	450.0	-	450.0
6500	Travel In-State	25.4	30.7	-	30.7
6600	Travel Out-Of-State	59.7	75.0	-	75.0
6700	Food	-	-	-	-
7000	Other Operating Expenditures	149.0	168.3	-	168.3
8400	Capital Equipment	-	-	-	-
8500	Non-Capital Equipment	1.3	-	-	-
9100	Transfers-Out	-	-	-	-
<b>Expenditure Categories Total:</b>		<b>5,652.9</b>	<b>8,182.4</b>	<b>-</b>	<b>8,182.4</b>
<b>Fund Source</b>					
<b>Appropriated Funds</b>					
CC2172	Utility Regulation Revolving Fund (Appropriated)	5,604.7	8,132.9	-	8,132.9
<b>Appropriated Funds Total:</b>		<b>5,604.7</b>	<b>8,132.9</b>	<b>-</b>	<b>8,132.9</b>
<b>Non-Appropriated Funds</b>					
CC2076	Utility Siting Fund (Non-Appropriated)	48.1	49.5	-	49.5
<b>Non-Appropriated Funds Total:</b>		<b>48.1</b>	<b>49.5</b>	<b>-</b>	<b>49.5</b>
<b>Utilities Summary Total:</b>		<b>5,652.9</b>	<b>8,182.4</b>	<b>-</b>	<b>8,182.4</b>

## Program Summary of Expenditure and Budget Request for Selected Funds

<b>Agency:</b>	<b>Corporation Commission</b>
<b>Program:</b>	<b>Utilities</b>
<b>Fund:</b>	<b>CC2076 Utility Siting Fund (Non-Appropriated)</b>

<b>Program Expenditures</b>	<b>FY 2023 Actuals</b>	<b>FY 2024 Expenditure Plan</b>	<b>FY 2025 Funding Issue</b>	<b>FY 2025 Total Request</b>
CCA-7-1 Utilities	48.1	49.5	-	49.5
<b>Utility Siting Fund (Non-Appropriated) Summary Total:</b>	<b>48.1</b>	<b>49.5</b>	-	<b>49.5</b>
<b>Non-Appropriated Funding</b>				
6000 Personal Services	34.7	35.0	-	35.0
6100 Employee Related Expenditures	3.2	4.0	-	4.0
<b>Subtotal Personal Services and ERE</b>	<b>37.9</b>	<b>39.0</b>	-	<b>39.0</b>
6200 Professional & Outside Services	-	-	-	-
6500 Travel In-State	9.8	10.0	-	10.0
6600 Travel Out-Of-State	-	-	-	-
6700 Food	-	-	-	-
7000 Other Operating Expenditures	0.5	0.5	-	0.5
8400 Capital Equipment	-	-	-	-
8500 Non-Capital Equipment	-	-	-	-
9100 Transfers-Out	-	-	-	-
<b>Expenditure Categories Total:</b>	<b>48.1</b>	<b>49.5</b>	-	<b>49.5</b>
<b>Fund CC2076 - N Total:</b>	<b>48.1</b>	<b>49.5</b>	-	<b>49.5</b>

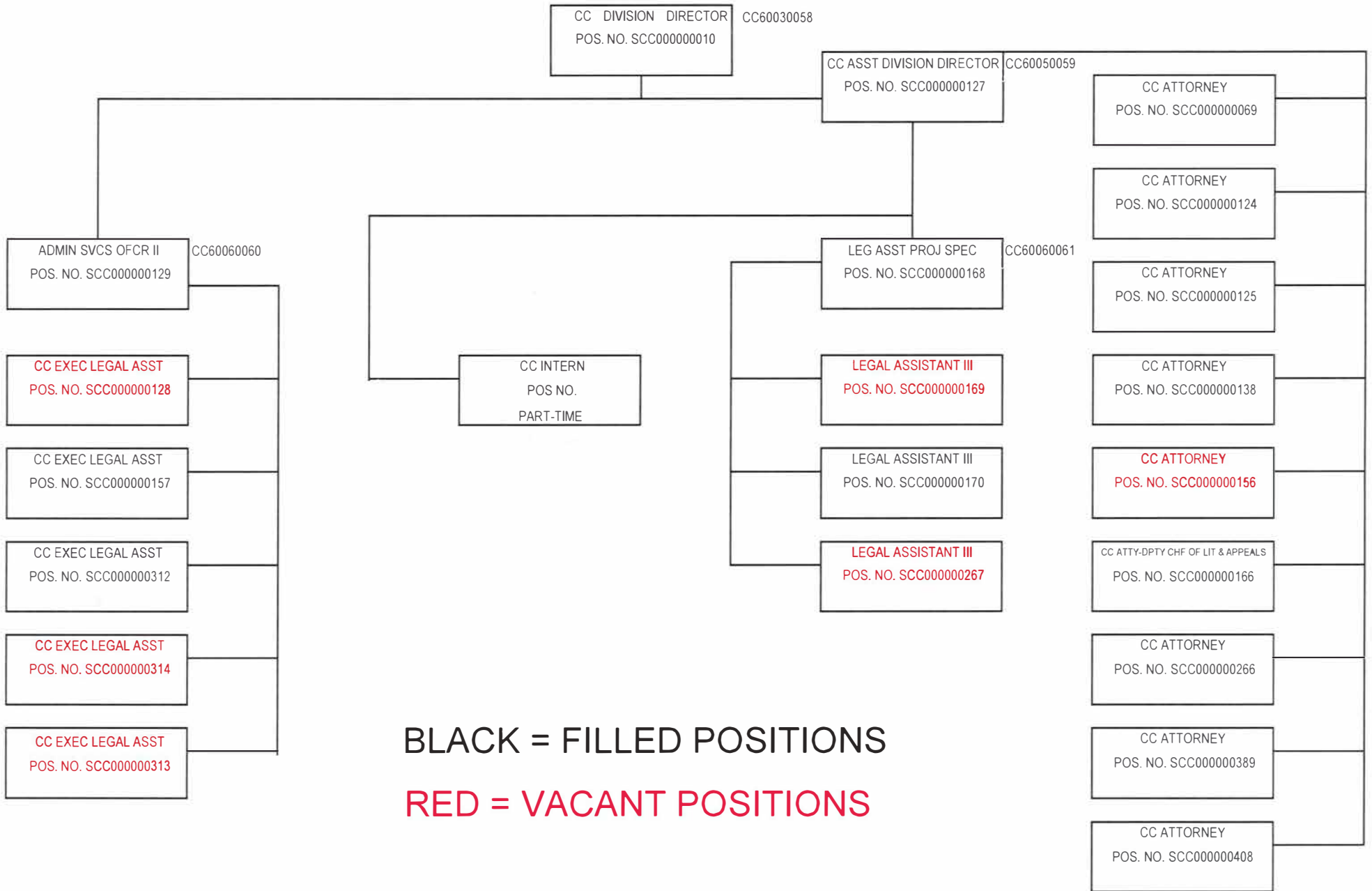


## Program Summary of Expenditure and Budget Request for Selected Funds

<b>Agency:</b>	<b>Corporation Commission</b>
<b>Program:</b>	<b>Utilities</b>
<b>Fund:</b>	<b>CC2172 Utility Regulation Revolving Fund (Appropriated)</b>

<b>Program Expenditures</b>	<b>FY 2023 Actuals</b>	<b>FY 2024 Expenditure Plan</b>	<b>FY 2025 Funding Issue</b>	<b>FY 2025 Total Request</b>
CCA-7-1 Utilities	5,588.7	7,752.9	-	7,752.9
CCA-7-2 SLI Utility Audits, Studies, Investigations, and Hearings	16.0	380.0	-	380.0
<b>Utility Regulation Revolving Fund (Appropriated) Summary Total:</b>	<b>5,604.7</b>	<b>8,132.9</b>	-	<b>8,132.9</b>
<b>Appropriated Funding</b>				
6000 Personal Services	3,864.8	5,376.4	-	5,376.4
6100 Employee Related Expenditures	1,441.8	2,043.0	-	2,043.0
<b>Subtotal Personal Services and ERE</b>	<b>5,306.7</b>	<b>7,419.4</b>	-	<b>7,419.4</b>
6200 Professional & Outside Services	72.9	450.0	-	450.0
6500 Travel In-State	15.6	20.7	-	20.7
6600 Travel Out-Of-State	59.7	75.0	-	75.0
6700 Food	-	-	-	-
7000 Other Operating Expenditures	148.5	167.8	-	167.8
8400 Capital Equipment	-	-	-	-
8500 Non-Capital Equipment	1.3	-	-	-
9100 Transfers-Out	-	-	-	-
<b>Expenditure Categories Total:</b>	<b>5,604.7</b>	<b>8,132.9</b>	-	<b>8,132.9</b>
<b>Fund CC2172 - A Total:</b>	5,604.7	8,132.9	-	8,132.9
<b>Utilities Total:</b>	5,652.9	8,182.4	-	8,182.4

# ARIZONA CORPORATION COMMISSION - LEGAL DIVISION ORGANIZATIONAL CHART



BLACK = FILLED POSITIONS

RED = VACANT POSITIONS

TOTAL FTEs = 16

## Program Expenditure Schedule

**Agency:** Corporation Commission

**Program:** Legal

<b>FTE</b>	<b>FY 2023 Actuals</b>	<b>FY 2024 Expenditure Plan</b>	<b>FY 2025 Funding Issue</b>	<b>FY 2025 Total Request</b>
FTE	16.5	17.0	-	17.0
<b>Expenditure Category Total:</b>	-	-	-	-

<b>Fund Source</b>		<b>FY 2023 Actuals</b>	<b>FY 2024 Expenditure Plan</b>	<b>FY 2025 Funding Issue</b>	<b>FY 2025 Total Request</b>
<b>Appropriated Funds</b>					
CC2172	Utility Regulation Revolving Fund (Appropriated)	16.5	17.0	-	17.0
<b>Appropriated Funds Total:</b>		<b>16.5</b>	<b>17.0</b>	<b>-</b>	<b>17.0</b>
<b>Fund Source Total:</b>		<b>16.5</b>	<b>17.0</b>	<b>-</b>	<b>17.0</b>

<b>Personal Services</b>		<b>FY 2023 Actuals</b>	<b>FY 2024 Expenditure Plan</b>	<b>FY 2025 Funding Issue</b>	<b>FY 2025 Total Request</b>
Personal Services		1,402.4	1,598.7	-	1,598.7
<b>Expenditure Category Total:</b>		<b>1,402.4</b>	<b>1,598.7</b>	<b>-</b>	<b>1,598.7</b>

<b>Fund Source</b>		<b>FY 2023 Actuals</b>	<b>FY 2024 Expenditure Plan</b>	<b>FY 2025 Funding Issue</b>	<b>FY 2025 Total Request</b>
<b>Appropriated Funds</b>					
CC2172	Utility Regulation Revolving Fund (Appropriated)	1,402.4	1,598.7	-	1,598.7
<b>Appropriated Funds Total:</b>		<b>1,402.4</b>	<b>1,598.7</b>	<b>-</b>	<b>1,598.7</b>
<b>Fund Source Total:</b>		<b>1,402.4</b>	<b>1,598.7</b>	<b>-</b>	<b>1,598.7</b>

<b>Employee Related Expenditures</b>		<b>FY 2023 Actuals</b>	<b>FY 2024 Expenditure Plan</b>	<b>FY 2025 Funding Issue</b>	<b>FY 2025 Total Request</b>
Employee Related Expenses		-	575.5	-	575.5
FICA Taxes		103.7	-	-	-
Medical Insurance		196.3	-	-	-
Basic Life		0.1	-	-	-
Long-Term Disability (ASRS)		1.9	-	-	-
Unemployment Compensation & Other State' Taxes		0.3	-	-	-
Dental Insurance		1.5	-	-	-
Workers' Compensation		12.8	-	-	-
Arizona State Retirement System		163.3	-	-	-
Personnel Board Pro-Rata Charges		12.1	-	-	-
Information Technology Pro Rata Charge		8.0	-	-	-

## Program Expenditure Schedule

**Agency:** Corporation Commission

**Program:** Legal

	FY 2023 Actuals	FY 2024 Expenditure Plan	FY 2025 Funding Issue	FY 2025 Total Request
Accumulated Sick Leave Fund Charge	5.6	-	-	-
<b>Expenditure Category Total:</b>	<b>505.5</b>	<b>575.5</b>	<b>-</b>	<b>575.5</b>

### Fund Source

#### Appropriated Funds

CC2172 Utility Regulation Revolving Fund (Appropriated)	505.5	575.5	-	575.5
<b>Appropriated Funds Total:</b>	<b>505.5</b>	<b>575.5</b>	<b>-</b>	<b>575.5</b>
<b>Fund Source Total:</b>	<b>505.5</b>	<b>575.5</b>	<b>-</b>	<b>575.5</b>

### Professional & Outside Services

	FY 2023 Actuals	FY 2024 Expenditure Plan	FY 2025 Funding Issue	FY 2025 Total Request
Professional and Outside Services	-	57.8	-	57.8
External Legal Services	35.6	-	-	-
Other Professional & Outside Services	1.5	-	-	-
<b>Expenditure Category Total:</b>	<b>37.1</b>	<b>57.8</b>	<b>-</b>	<b>57.8</b>

### Fund Source

#### Appropriated Funds

CC2172 Utility Regulation Revolving Fund (Appropriated)	37.1	57.8	-	57.8
<b>Appropriated Funds Total:</b>	<b>37.1</b>	<b>57.8</b>	<b>-</b>	<b>57.8</b>
<b>Fund Source Total:</b>	<b>37.1</b>	<b>57.8</b>	<b>-</b>	<b>57.8</b>

### Travel In-State

	FY 2023 Actuals	FY 2024 Expenditure Plan	FY 2025 Funding Issue	FY 2025 Total Request
Travel In-State	-	5.0	-	5.0
Mileage - Private Vehicle	0.7	-	-	-
Motor Pool Charges	4.7	-	-	-
Lodging	0.6	-	-	-
Meals with Overnight Stay	0.1	-	-	-
Meals without Overnight Stay	0.0	-	-	-
Other Miscellaneous In- State Travel	0.0	-	-	-
<b>Expenditure Category Total:</b>	<b>6.1</b>	<b>5.0</b>	<b>-</b>	<b>5.0</b>

### Fund Source

## Program Expenditure Schedule

**Agency:** Corporation Commission

**Program:** Legal

		FY 2023 Actuals	FY 2024 Expenditure Plan	FY 2025 Funding Issue	FY 2025 Total Request
<b>Appropriated Funds</b>					
CC2172	Utility Regulation Revolving Fund (Appropriated)	6.1	5.0	-	5.0
<b>Appropriated Funds Total:</b>		<b>6.1</b>	<b>5.0</b>	<b>-</b>	<b>5.0</b>
<b>Fund Source Total:</b>		<b>6.1</b>	<b>5.0</b>	<b>-</b>	<b>5.0</b>

<b>Travel Out-Of-State</b>		FY 2023 Actuals	FY 2024 Expenditure Plan	FY 2025 Funding Issue	FY 2025 Total Request
	Travel Out of State	-	20.0	-	20.0
	Airfare and Other Common Carrier Charges	0.3	-	-	-
	Other Miscellaneous Out-of- State Travel	(0.1)	-	-	-
<b>Expenditure Category Total:</b>		<b>0.3</b>	<b>20.0</b>	<b>-</b>	<b>20.0</b>

<b>Fund Source</b>					
<b>Appropriated Funds</b>					
CC2172	Utility Regulation Revolving Fund (Appropriated)	0.3	20.0	-	20.0
<b>Appropriated Funds Total:</b>		<b>0.3</b>	<b>20.0</b>	<b>-</b>	<b>20.0</b>
<b>Fund Source Total:</b>		<b>0.3</b>	<b>20.0</b>	<b>-</b>	<b>20.0</b>

<b>Other Operating Expenditures</b>		FY 2023 Actuals	FY 2024 Expenditure Plan	FY 2025 Funding Issue	FY 2025 Total Request
	Other Operating Expenses	-	67.1	-	67.1
	External Telecommunications Charges	9.3	-	-	-
	Other Internal Services	0.7	-	-	-
	Repair & Maintenance - Buildings	0.3	-	-	-
	Repair & Maintenance - Computer Equipment	0.3	-	-	-
	Repair & Maintenance - Other Equipment	4.8	-	-	-
	Office Supplies	33.3	-	-	-
	Computer Supplies	1.0	-	-	-
	Housekeeping Supplies	0.1	-	-	-
	Other Operating Supplies	1.6	-	-	-
	Conference Registration / Attendance Fees	2.2	-	-	-
	Other Education & Training Costs	3.9	-	-	-

## Program Expenditure Schedule

**Agency:** Corporation Commission

**Program:** Legal

	FY 2023 Actuals	FY 2024 Expenditure Plan	FY 2025 Funding Issue	FY 2025 Total Request
Internal Printing	0.1	-	-	-
Postage & Delivery	0.1	-	-	-
Document Shredding and Destruction Services	0.1	-	-	-
Awards	0.2	-	-	-
Dues	4.8	-	-	-
Books, Subscriptions & Publications	16.9	-	-	-
Other Miscellaneous Operating	0.0	-	-	-
<b>Expenditure Category Total:</b>	<b>79.8</b>	<b>67.1</b>	<b>-</b>	<b>67.1</b>

### Fund Source

#### Appropriated Funds

CC2172	Utility Regulation Revolving Fund (Appropriated)	79.8	67.1	-	67.1
<b>Appropriated Funds Total:</b>		<b>79.8</b>	<b>67.1</b>	<b>-</b>	<b>67.1</b>
<b>Fund Source Total:</b>		<b>79.8</b>	<b>67.1</b>	<b>-</b>	<b>67.1</b>

## Program Budget Unit Summary of Expenditure and Budget Request for All Funds

**Agency:** Corporation Commission

	FY 2023 Actuals	FY 2024 Expenditure Plan	FY 2025 Funding Issue	FY 2025 Total Request
<b>Program: CCA-8-0 Legal</b>				

### Expenditure Categories

FTE	16.5	17.0	-	17.0
Personal Services	1,402.4	1,598.7	-	1,598.7
Employee Related Expenditures	505.5	575.5	-	575.5
<b>Subtotal Personal Services and ERE</b>	<b>1,908.0</b>	<b>2,174.2</b>	-	<b>2,174.2</b>
Professional & Outside Services	37.1	57.8	-	57.8
Travel In-State	6.1	5.0	-	5.0
Travel Out-Of-State	0.3	20.0	-	20.0
Food	-	-	-	-
Other Operating Expenditures	79.8	67.1	-	67.1
Capital Equipment	-	-	-	-
Non-Capital Equipment	-	-	-	-
Transfers-Out	-	-	-	-
<b>Expenditure Categories Total:</b>	<b>2,031.2</b>	<b>2,324.1</b>	-	<b>2,324.1</b>

### Fund Source

#### Appropriated Funds

Utility Regulation Revolving Fund (Appropriated)	2,031.2	2,324.1	-	2,324.1
<b>Appropriated Funds Total:</b>	<b>2,031.2</b>	<b>2,324.1</b>	-	<b>2,324.1</b>
<b>Legal Total:</b>	<b>2,031.2</b>	<b>2,324.1</b>	-	<b>2,324.1</b>

**Sub Program: CCA-8-1 Legal**

### Expenditure Categories

FTE	16.5	17.0	-	17.0
Personal Services	1,402.4	1,598.7	-	1,598.7
Employee Related Expenditures	505.5	575.5	-	575.5
<b>Subtotal Personal Services and ERE</b>	<b>1,908.0</b>	<b>2,174.2</b>	-	<b>2,174.2</b>
Professional & Outside Services	37.1	57.8	-	57.8
Travel In-State	6.1	5.0	-	5.0
Travel Out-Of-State	0.3	20.0	-	20.0
Food	-	-	-	-

## Program Budget Unit Summary of Expenditure and Budget Request for All Funds

<b>Agency:</b>	<b>Corporation Commission</b>
----------------	-------------------------------

	FY 2023 Actuals	FY 2024 Expenditure Plan	FY 2025 Funding Issue	FY 2025 Total Request
<b>Program: CCA-8-0 Legal</b>				
<b>Sub Program: CCA-8-1 Legal</b>				
Other Operating Expenditures	79.8	67.1	-	67.1
Capital Equipment	-	-	-	-
Non-Capital Equipment	-	-	-	-
Transfers-Out	-	-	-	-
<b>Expenditure Categories Total:</b>	<b>2,031.2</b>	<b>2,324.1</b>	-	<b>2,324.1</b>
<b>Fund Source</b>				
<b>Appropriated Funds</b>				
Utility Regulation Revolving Fund (Appropriated)	2,031.2	2,324.1	-	2,324.1
<b>Appropriated Funds Total:</b>	<b>2,031.2</b>	<b>2,324.1</b>	-	<b>2,324.1</b>
<b>Legal Total:</b>	<b>2,031.2</b>	<b>2,324.1</b>	-	<b>2,324.1</b>



## Program Budget Unit Summary of Expenditure and Budget Request for Selected Funds

**Agency:** Corporation Commission

	FY 2023 Actuals	FY 2024 Expenditure Plan	FY 2025 Funding Issue	FY 2025 Total Request
<b>Program: CCA-8-0 Legal</b>				
<b>Fund: CC2172 Utility Regulation Revolving Fund</b>				
<b>Appropriated</b>				
Personal Services	1,402.4	1,598.7	-	1,598.7
Employee Related Expenditures	505.5	575.5	-	575.5
<b>Subtotal Personal Services and ERE</b>	<b>1,908.0</b>	<b>2,174.2</b>	<b>-</b>	<b>2,174.2</b>
Professional & Outside Services	37.1	57.8	-	57.8
Travel In-State	6.1	5.0	-	5.0
Travel Out-Of-State	0.3	20.0	-	20.0
Food	-	-	-	-
Other Operating Expenditures	79.8	67.1	-	67.1
Capital Equipment	-	-	-	-
Non-Capital Equipment	-	-	-	-
Transfers-Out	-	-	-	-
<b>Expenditure Categories Total:</b>	<b>2,031.2</b>	<b>2,324.1</b>	<b>-</b>	<b>2,324.1</b>
<b>Utility Regulation Revolving Fund Total:</b>	<b>2,031.2</b>	<b>2,324.1</b>	<b>-</b>	<b>2,324.1</b>
<b>Program Total for Select Funds:</b>	<b>2,031.2</b>	<b>2,324.1</b>	<b>-</b>	<b>2,324.1</b>

**Sub Program: CCA-8-1 Legal**

**Fund: CC2172 Utility Regulation Revolving Fund**

<b>Appropriated</b>				
Personal Services	1,402.4	1,598.7	-	1,598.7
Employee Related Expenditures	505.5	575.5	-	575.5
<b>Subtotal Personal Services and ERE</b>	<b>1,908.0</b>	<b>2,174.2</b>	<b>-</b>	<b>2,174.2</b>
Professional & Outside Services	37.1	57.8	-	57.8
Travel In-State	6.1	5.0	-	5.0
Travel Out-Of-State	0.3	20.0	-	20.0
Food	-	-	-	-
Other Operating Expenditures	79.8	67.1	-	67.1
Capital Equipment	-	-	-	-
Non-Capital Equipment	-	-	-	-

## Program Budget Unit Summary of Expenditure and Budget Request for Selected Funds

<b>Agency:</b>	Corporation Commission
----------------	------------------------

	FY 2023 Actuals	FY 2024 Expenditure Plan	FY 2025 Funding Issue	FY 2025 Total Request
<b>Program:</b> CCA-8-0    Legal				
<b>Sub Program:</b> CCA-8-1    Legal				
<b>Fund:</b> CC2172    Utility Regulation Revolving Fund				
Transfers-Out	-	-	-	-
<b>Expenditure Categories Total:</b>	2,031.2	2,324.1	-	2,324.1
<b>Utility Regulation Revolving Fund Total:</b>	2,031.2	2,324.1	-	2,324.1
<b>Sub Program Total for Select Funds:</b>	2,031.2	2,324.1	-	2,324.1

## Program Summary of Expenditure and Budget Request

**Agency:** Corporation Commission

**Program:** Legal

<b>Program Summary</b>	FY 2023 Actuals	FY 2024 Expenditure Plan	FY 2025 Funding Issue	FY 2025 Total Request
CCA-8-1 Legal	2,031.2	2,324.1	-	2,324.1
<b>Legal Summary Total:</b>	<b>2,031.2</b>	<b>2,324.1</b>	-	<b>2,324.1</b>

<b>Expenditure Categories</b>		FY 2023 Actuals	FY 2024 Expenditure Plan	FY 2025 Funding Issue	FY 2025 Total Request
FTE	FTE	16.5	17.0	-	17.0
6000	Personal Services	1,402.4	1,598.7	-	1,598.7
6100	Employee Related Expenditures	505.5	575.5	-	575.5
	<b>Subtotal Personal Services and ERE</b>	<b>1,908.0</b>	<b>2,174.2</b>	-	<b>2,174.2</b>
6200	Professional & Outside Services	37.1	57.8	-	57.8
6500	Travel In-State	6.1	5.0	-	5.0
6600	Travel Out-Of-State	0.3	20.0	-	20.0
6700	Food	-	-	-	-
7000	Other Operating Expenditures	79.8	67.1	-	67.1
8400	Capital Equipment	-	-	-	-
8500	Non-Capital Equipment	-	-	-	-
9100	Transfers-Out	-	-	-	-
	<b>Expenditure Categories Total:</b>	<b>2,031.2</b>	<b>2,324.1</b>	-	<b>2,324.1</b>

<b>Fund Source</b>		FY 2023 Actuals	FY 2024 Expenditure Plan	FY 2025 Funding Issue	FY 2025 Total Request
<b>Appropriated Funds</b>					
CC2172	Utility Regulation Revolving Fund (Appropriated)	2,031.2	2,324.1	-	2,324.1
	<b>Appropriated Funds Total:</b>	<b>2,031.2</b>	<b>2,324.1</b>	-	<b>2,324.1</b>
	<b>Legal Summary Total:</b>	<b>2,031.2</b>	<b>2,324.1</b>	-	<b>2,324.1</b>

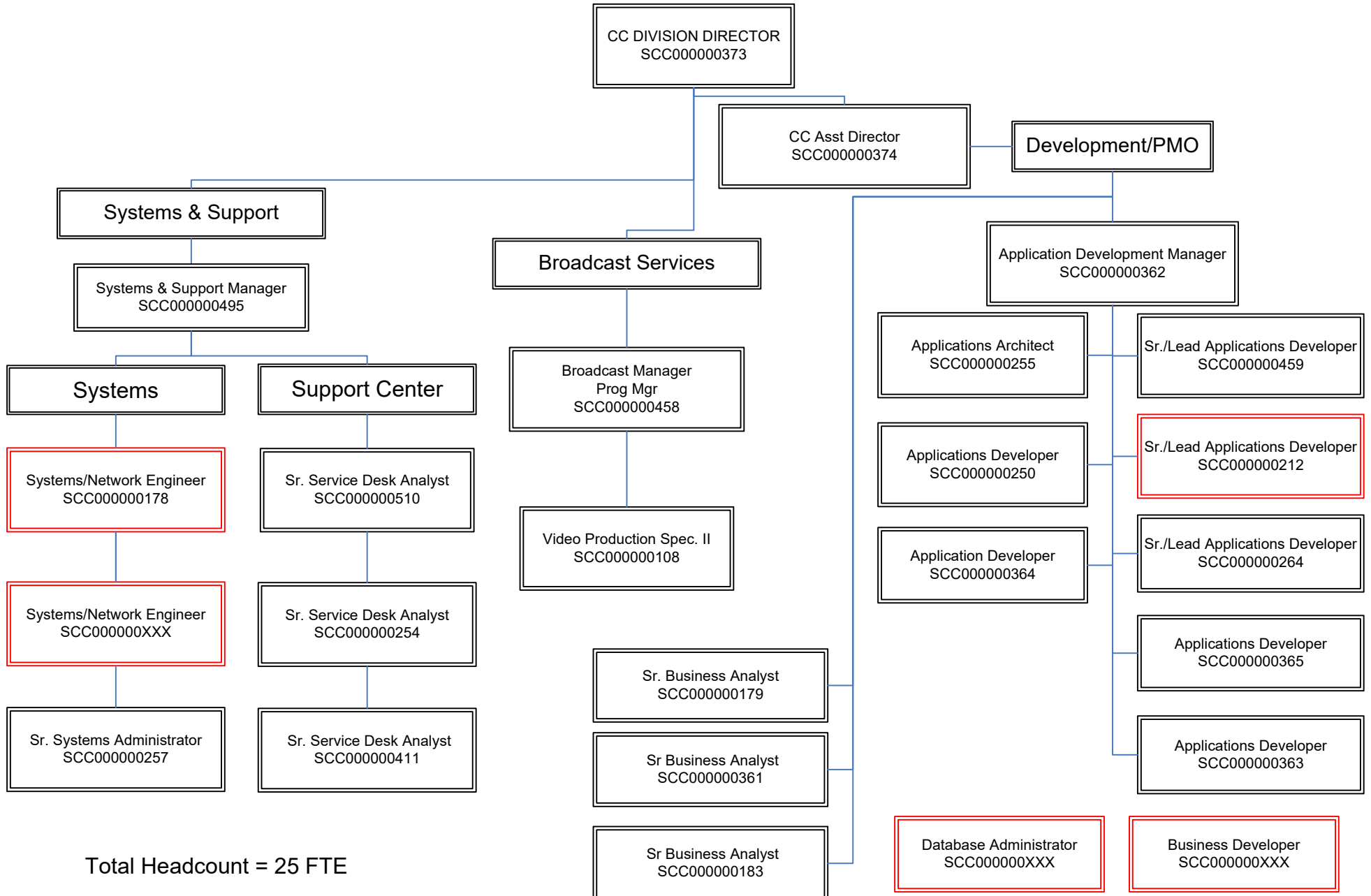
## Program Summary of Expenditure and Budget Request for Selected Funds

<b>Agency:</b>	<b>Corporation Commission</b>
<b>Program:</b>	<b>Legal</b>
<b>Fund:</b>	<b>CC2172 Utility Regulation Revolving Fund (Appropriated)</b>

<b>Program Expenditures</b>	<b>FY 2023 Actuals</b>	<b>FY 2024 Expenditure Plan</b>	<b>FY 2025 Funding Issue</b>	<b>FY 2025 Total Request</b>
CCA-8-1 Legal	2,031.2	2,324.1	-	2,324.1
<b>Utility Regulation Revolving Fund (Appropriated)</b>	<b>2,031.2</b>	<b>2,324.1</b>	-	<b>2,324.1</b>
<b>Summary Total:</b>	<b>2,031.2</b>	<b>2,324.1</b>	-	<b>2,324.1</b>
<b>Appropriated Funding</b>				
6000 Personal Services	1,402.4	1,598.7	-	1,598.7
6100 Employee Related Expenditures	505.5	575.5	-	575.5
<b>Subtotal Personal Services and ERE</b>	<b>1,908.0</b>	<b>2,174.2</b>	-	<b>2,174.2</b>
6200 Professional & Outside Services	37.1	57.8	-	57.8
6500 Travel In-State	6.1	5.0	-	5.0
6600 Travel Out-Of-State	0.3	20.0	-	20.0
6700 Food	-	-	-	-
7000 Other Operating Expenditures	79.8	67.1	-	67.1
8400 Capital Equipment	-	-	-	-
8500 Non-Capital Equipment	-	-	-	-
9100 Transfers-Out	-	-	-	-
<b>Expenditure Categories Total:</b>	<b>2,031.2</b>	<b>2,324.1</b>	-	<b>2,324.1</b>
<b>Fund CC2172 - A Total:</b>	2,031.2	2,324.1	-	2,324.1
<b>Legal Total:</b>	2,031.2	2,324.1	-	2,324.1

# ARIZONA CORPORATION COMMISSION

## IT DIVISION



Total Headcount = 25 FTE

7/31/2023

## Program Expenditure Schedule

**Agency:** Corporation Commission

**Program:** Information Technology

<b>FTE</b>	<b>FY 2023 Actuals</b>	<b>FY 2024 Expenditure Plan</b>	<b>FY 2025 Funding Issue</b>	<b>FY 2025 Total Request</b>
FTE	20.0	25.0	-	25.0
<b>Expenditure Category Total:</b>	-	-	-	-
<b>Fund Source</b>				
<b>Appropriated Funds</b>				
CC2172 Utility Regulation Revolving Fund (Appropriated)	12.0	2.2	-	2.2
CC2264 Securities Regulatory and Enforcement Fund (Appropriated)	-	4.7	-	4.7
CC2333 Public Access Fund (Appropriated)	8.0	18.2	-	18.2
<b>Appropriated Funds Total:</b>	<b>20.0</b>	<b>25.0</b>	<b>-</b>	<b>25.0</b>
<b>Fund Source Total:</b>	<b>20.0</b>	<b>25.0</b>	<b>-</b>	<b>25.0</b>

<b>Personal Services</b>	<b>FY 2023 Actuals</b>	<b>FY 2024 Expenditure Plan</b>	<b>FY 2025 Funding Issue</b>	<b>FY 2025 Total Request</b>
Personal Services	1,491.7	2,405.3	-	2,405.3
<b>Expenditure Category Total:</b>	<b>1,491.7</b>	<b>2,405.3</b>	<b>-</b>	<b>2,405.3</b>

<b>Fund Source</b>				
<b>Appropriated Funds</b>				
CC2172 Utility Regulation Revolving Fund (Appropriated)	907.0	162.3	-	162.3
CC2264 Securities Regulatory and Enforcement Fund (Appropriated)	-	451.8	-	451.8
CC2333 Public Access Fund (Appropriated)	584.7	1,791.2	-	1,791.2
<b>Appropriated Funds Total:</b>	<b>1,491.7</b>	<b>2,405.3</b>	<b>-</b>	<b>2,405.3</b>
<b>Fund Source Total:</b>	<b>1,491.7</b>	<b>2,405.3</b>	<b>-</b>	<b>2,405.3</b>

<b>Employee Related Expenditures</b>	<b>FY 2023 Actuals</b>	<b>FY 2024 Expenditure Plan</b>	<b>FY 2025 Funding Issue</b>	<b>FY 2025 Total Request</b>
Employee Related Expenses	-	828.1	-	828.1
FICA Taxes	109.6	-	-	-
Medical Insurance	210.4	-	-	-
Basic Life	0.1	-	-	-
Long-Term Disability (ASRS)	1.8	-	-	-

## Program Expenditure Schedule

**Agency:** Corporation Commission

**Program:** Information Technology

	FY 2023 Actuals	FY 2024 Expenditure Plan	FY 2025 Funding Issue	FY 2025 Total Request
Unemployment Compensation & Other State' Taxes	0.3	-	-	-
Dental Insurance	1.5	-	-	-
Workers' Compensation	13.4	-	-	-
Arizona State Retirement System	158.2	-	-	-
Personnel Board Pro-Rata Charges	12.7	-	-	-
Information Technology Pro Rata Charge	8.6	-	-	-
Accumulated Sick Leave Fund Charge	5.9	-	-	-
<b>Expenditure Category Total:</b>	<b>522.4</b>	<b>828.1</b>	<b>-</b>	<b>828.1</b>

### Fund Source

#### Appropriated Funds

CC2172	Utility Regulation Revolving Fund (Appropriated)	237.8	56.8	-	56.8
CC2264	Securities Regulatory and Enforcement Fund (Appropriated)	-	154.8	-	154.8
CC2333	Public Access Fund (Appropriated)	284.6	616.5	-	616.5
<b>Appropriated Funds Total:</b>		<b>522.4</b>	<b>828.1</b>	<b>-</b>	<b>828.1</b>
<b>Fund Source Total:</b>		<b>522.4</b>	<b>828.1</b>	<b>-</b>	<b>828.1</b>

### Professional & Outside Services

	FY 2023 Actuals	FY 2024 Expenditure Plan	FY 2025 Funding Issue	FY 2025 Total Request
Professional and Outside Services	-	729.1	-	729.1
Vendor Travel – Tax Reportable	0.0	-	-	-
External Information and Communications Technology Consulting Services	536.6	-	-	-
Other Professional & Outside Services	17.1	-	-	-
<b>Expenditure Category Total:</b>	<b>553.7</b>	<b>729.1</b>	<b>-</b>	<b>729.1</b>

### Fund Source

#### Appropriated Funds

CC2264	Securities Regulatory and Enforcement Fund (Appropriated)	-	230.0	-	230.0
CC2333	Public Access Fund (Appropriated)	547.8	499.1	-	499.1
<b>Appropriated Funds Total:</b>		<b>547.8</b>	<b>729.1</b>	<b>-</b>	<b>729.1</b>

## Program Expenditure Schedule

**Agency:** Corporation Commission

**Program:** Information Technology

	FY 2023 Actuals	FY 2024 Expenditure Plan	FY 2025 Funding Issue	FY 2025 Total Request
<b>Non-Appropriated Funds</b>				
CC2000 Federal Grants Fund (Non-Appropriated)	5.9	-	-	-
<b>Non-Appropriated Funds Total:</b>	<b>5.9</b>	<b>-</b>	<b>-</b>	<b>-</b>
<b>Fund Source Total:</b>	<b>553.7</b>	<b>729.1</b>	<b>-</b>	<b>729.1</b>

<b>Travel In-State</b>	FY 2023 Actuals	FY 2024 Expenditure Plan	FY 2025 Funding Issue	FY 2025 Total Request
Travel In-State	-	1.5	-	1.5
Lodging	0.1	-	-	-
Meals with Overnight Stay	0.2	-	-	-
Other Miscellaneous In- State Travel	0.0	-	-	-
<b>Expenditure Category Total:</b>	<b>0.3</b>	<b>1.5</b>	<b>-</b>	<b>1.5</b>

**Fund Source**

**Appropriated Funds**

CC2333 Public Access Fund (Appropriated)	0.3	1.5	-	1.5
<b>Appropriated Funds Total:</b>	<b>0.3</b>	<b>1.5</b>	<b>-</b>	<b>1.5</b>
<b>Fund Source Total:</b>	<b>0.3</b>	<b>1.5</b>	<b>-</b>	<b>1.5</b>

<b>Travel Out-Of-State</b>	FY 2023 Actuals	FY 2024 Expenditure Plan	FY 2025 Funding Issue	FY 2025 Total Request
Travel Out of State	-	1.5	-	1.5
Other Miscellaneous Out-of- State Travel	0.0	-	-	-
<b>Expenditure Category Total:</b>	<b>0.0</b>	<b>1.5</b>	<b>-</b>	<b>1.5</b>

**Fund Source**

**Appropriated Funds**

CC2333 Public Access Fund (Appropriated)	0.0	1.5	-	1.5
<b>Appropriated Funds Total:</b>	<b>0.0</b>	<b>1.5</b>	<b>-</b>	<b>1.5</b>
<b>Fund Source Total:</b>	<b>0.0</b>	<b>1.5</b>	<b>-</b>	<b>1.5</b>

<b>Other Operating Expenditures</b>	FY 2023 Actuals	FY 2024 Expenditure Plan	FY 2025 Funding Issue	FY 2025 Total Request
Other Operating Expenses	-	775.0	-	775.0



## Program Expenditure Schedule

**Agency:** Corporation Commission

**Program:** Information Technology

	FY 2023 Actuals	FY 2024 Expenditure Plan	FY 2025 Funding Issue	FY 2025 Total Request
Internal Service Computer Processing, Hosting, Maintenance and Support Costs	0.3	-	-	-
External Telecommunications Charges	47.7	-	-	-
Repair & Maintenance - Computer Equipment	0.5	-	-	-
Repair & Maintenance - Other Equipment	23.4	-	-	-
Repair & Maintenance - Other	8.0	-	-	-
Software Support, Maintenance Short-term Licensing	497.9	-	-	-
Office Supplies	0.2	-	-	-
Computer Supplies	19.4	-	-	-
Other Operating Supplies	31.8	-	-	-
Postage & Delivery	0.3	-	-	-
<b>Expenditure Category Total:</b>	<b>629.5</b>	<b>775.0</b>	-	<b>775.0</b>

### Fund Source

#### Appropriated Funds

CC2172	Utility Regulation Revolving Fund (Appropriated)	72.1	4.0	-	4.0
CC2264	Securities Regulatory and Enforcement Fund (Appropriated)	-	265.0	-	265.0
CC2333	Public Access Fund (Appropriated)	557.5	506.0	-	506.0
<b>Appropriated Funds Total:</b>		<b>629.5</b>	<b>775.0</b>	-	<b>775.0</b>
<b>Fund Source Total:</b>		<b>629.5</b>	<b>775.0</b>	-	<b>775.0</b>

### Capital Equipment

	FY 2023 Actuals	FY 2024 Expenditure Plan	FY 2025 Funding Issue	FY 2025 Total Request
Capital Equipment	-	275.0	-	275.0
Computer Equipment - Capitalized Purchase	93.4	-	-	-
<b>Expenditure Category Total:</b>	<b>93.4</b>	<b>275.0</b>	-	<b>275.0</b>

### Fund Source

#### Appropriated Funds

CC2264	Securities Regulatory and Enforcement Fund (Appropriated)	-	20.0	-	20.0
CC2333	Public Access Fund (Appropriated)	93.4	-	-	-
<b>Appropriated Funds Total:</b>		<b>93.4</b>	<b>20.0</b>	-	<b>20.0</b>

## Program Expenditure Schedule

**Agency:** Corporation Commission

**Program:** Information Technology

	FY 2023 Actuals	FY 2024 Expenditure Plan	FY 2025 Funding Issue	FY 2025 Total Request
<b>Non-Appropriated Funds</b>				
CC2000 Federal Grants Fund (Non-Appropriated)	-	255.0	-	255.0
<b>Non-Appropriated Funds Total:</b>	<b>-</b>	<b>255.0</b>	<b>-</b>	<b>255.0</b>
<b>Fund Source Total:</b>	<b>93.4</b>	<b>275.0</b>	<b>-</b>	<b>275.0</b>

<b>Non-Capital Equipment</b>	FY 2023 Actuals	FY 2024 Expenditure Plan	FY 2025 Funding Issue	FY 2025 Total Request
Non-Capital Resources	-	161.6	-	161.6
Computer Equipment – Non- Capitalized Purchases	116.1	-	-	-
Telecommunications Equipment - Non-Capital Purchase	0.5	-	-	-
Other Equipment - Non- Capital Purchase	2.2	-	-	-
<b>Expenditure Category Total:</b>	<b>118.7</b>	<b>161.6</b>	<b>-</b>	<b>161.6</b>

### Fund Source

<b>Appropriated Funds</b>				
CC2172 Utility Regulation Revolving Fund (Appropriated)	-	1.0	-	1.0
CC2264 Securities Regulatory and Enforcement Fund (Appropriated)	-	160.6	-	160.6
CC2333 Public Access Fund (Appropriated)	118.7	-	-	-
<b>Appropriated Funds Total:</b>	<b>118.7</b>	<b>161.6</b>	<b>-</b>	<b>161.6</b>
<b>Fund Source Total:</b>	<b>118.7</b>	<b>161.6</b>	<b>-</b>	<b>161.6</b>

<b>Transfers-Out</b>	FY 2023 Actuals	FY 2024 Expenditure Plan	FY 2025 Funding Issue	FY 2025 Total Request
Transfers Out – Not Subject to Cost Allocation	18.0	-	-	-
<b>Expenditure Category Total:</b>	<b>18.0</b>	<b>-</b>	<b>-</b>	<b>-</b>

### Fund Source

<b>Appropriated Funds</b>				
CC2333 Public Access Fund (Appropriated)	0.3	-	-	-
<b>Appropriated Funds Total:</b>	<b>0.3</b>	<b>-</b>	<b>-</b>	<b>-</b>

## Program Expenditure Schedule

<b>Agency:</b>	<b>Corporation Commission</b>
----------------	-------------------------------

<b>Program:</b>	<b>Information Technology</b>
-----------------	-------------------------------

	FY 2023 Actuals	FY 2024 Expenditure Plan	FY 2025 Funding Issue	FY 2025 Total Request
<b>Non-Appropriated Funds</b>				
CC2000 Federal Grants Fund (Non-Appropriated)	17.7	-	-	-
<b>Non-Appropriated Funds Total:</b>	17.7	-	-	-
<b>Fund Source Total:</b>	18.0	-	-	-

## Program Budget Unit Summary of Expenditure and Budget Request for All Funds

**Agency:** Corporation Commission

	FY 2023 Actuals	FY 2024 Expenditure Plan	FY 2025 Funding Issue	FY 2025 Total Request
<b>Program: CCA-9-0 Information Technology</b>				

### Expenditure Categories

FTE	20.0	25.0	-	25.0
Personal Services	1,491.7	2,405.3	-	2,405.3
Employee Related Expenditures	522.4	828.1	-	828.1
<b>Subtotal Personal Services and ERE</b>	<b>2,014.1</b>	<b>3,233.4</b>	-	<b>3,233.4</b>
Professional & Outside Services	553.7	729.1	-	729.1
Travel In-State	0.3	1.5	-	1.5
Travel Out-Of-State	0.0	1.5	-	1.5
Food	-	-	-	-
Other Operating Expenditures	629.5	775.0	-	775.0
Capital Equipment	93.4	275.0	-	275.0
Non-Capital Equipment	118.7	161.6	-	161.6
Transfers-Out	18.0	-	-	-
<b>Expenditure Categories Total:</b>	<b>3,427.8</b>	<b>5,177.1</b>	-	<b>5,177.1</b>

### Fund Source

#### Appropriated Funds

Utility Regulation Revolving Fund (Appropriated)	1,216.9	224.1	-	224.1
Securities Regulatory and Enforcement Fund (Appropriated)	-	1,282.2	-	1,282.2
Public Access Fund (Appropriated)	2,187.3	3,415.8	-	3,415.8
<b>Appropriated Funds Total:</b>	<b>3,404.2</b>	<b>4,922.1</b>	-	<b>4,922.1</b>

#### Non-Appropriated Funds

Federal Grants Fund (Non-Appropriated)	23.6	255.0	-	255.0
<b>Non-Appropriated Funds Total:</b>	<b>23.6</b>	<b>255.0</b>	-	<b>255.0</b>
<b>Information Technology Total:</b>	<b>3,427.8</b>	<b>5,177.1</b>	-	<b>5,177.1</b>

**Sub Program: CCA-9-1 Information Technology**

### Expenditure Categories

FTE	20.0	25.0	-	25.0
Personal Services	1,491.7	2,405.3	-	2,405.3

## Program Budget Unit Summary of Expenditure and Budget Request for All Funds

**Agency:** Corporation Commission

	FY 2023 Actuals	FY 2024 Expenditure Plan	FY 2025 Funding Issue	FY 2025 Total Request
<b>Program: CCA-9-0 Information Technology</b>				
<b>Sub Program: CCA-9-1 Information Technology</b>				
Employee Related Expenditures	522.4	828.1	-	828.1
<b>Subtotal Personal Services and ERE</b>	<b>2,014.1</b>	<b>3,233.4</b>	<b>-</b>	<b>3,233.4</b>
Professional & Outside Services	553.7	579.1	-	579.1
Travel In-State	0.3	1.5	-	1.5
Travel Out-Of-State	0.0	1.5	-	1.5
Food	-	-	-	-
Other Operating Expenditures	629.5	775.0	-	775.0
Capital Equipment	93.4	275.0	-	275.0
Non-Capital Equipment	118.7	161.6	-	161.6
Transfers-Out	18.0	-	-	-
<b>Expenditure Categories Total:</b>	<b>3,427.8</b>	<b>5,027.1</b>	<b>-</b>	<b>5,027.1</b>

### Fund Source

#### Appropriated Funds

Utility Regulation Revolving Fund (Appropriated)	1,216.9	224.1	-	224.1
Securities Regulatory and Enforcement Fund (Appropriated)	-	1,282.2	-	1,282.2
Public Access Fund (Appropriated)	2,187.3	3,265.8	-	3,265.8
<b>Appropriated Funds Total:</b>	<b>3,404.2</b>	<b>4,772.1</b>	<b>-</b>	<b>4,772.1</b>

#### Non-Appropriated Funds

Federal Grants Fund (Non-Appropriated)	23.6	255.0	-	255.0
<b>Non-Appropriated Funds Total:</b>	<b>23.6</b>	<b>255.0</b>	<b>-</b>	<b>255.0</b>
<b>Information Technology Total:</b>	<b>3,427.8</b>	<b>5,027.1</b>	<b>-</b>	<b>5,027.1</b>

### Sub Program: CCA-9-2 SLI Corp. Filings, Same Day Service

#### Expenditure Categories

FTE	-	-	-	-
Personal Services	-	-	-	-
Employee Related Expenditures	-	-	-	-
<b>Subtotal Personal Services and ERE</b>	<b>-</b>	<b>-</b>	<b>-</b>	<b>-</b>
Professional & Outside Services	-	150.0	-	150.0

## Program Budget Unit Summary of Expenditure and Budget Request for All Funds

<b>Agency:</b>	<b>Corporation Commission</b>
----------------	-------------------------------

	FY 2023 Actuals	FY 2024 Expenditure Plan	FY 2025 Funding Issue	FY 2025 Total Request
<b>Program:</b> <b>CCA-9-0</b> <b>Information Technology</b>				

<b>Sub Program:</b> <b>CCA-9-2</b> <b>SLI Corp. Filings, Same Day Service</b>
---

Travel In-State	-	-	-	-
Travel Out-Of-State	-	-	-	-
Food	-	-	-	-
Other Operating Expenditures	-	-	-	-
Capital Equipment	-	-	-	-
Non-Capital Equipment	-	-	-	-
Transfers-Out	-	-	-	-
<b>Expenditure Categories Total:</b>	-	<b>150.0</b>	-	<b>150.0</b>

<b>Fund Source</b>
--------------------

**Appropriated Funds**

Public Access Fund (Appropriated)	-	150.0	-	150.0
<b>Appropriated Funds Total:</b>	-	<b>150.0</b>	-	<b>150.0</b>
<b>Information Technology Total:</b>	-	<b>150.0</b>	-	<b>150.0</b>

## Program Budget Unit Summary of Expenditure and Budget Request for Selected Funds

**Agency:** Corporation Commission

	FY 2023 Actuals	FY 2024 Expenditure Plan	FY 2025 Funding Issue	FY 2025 Total Request
<b>Program:</b> CCA-9-0 Information Technology				

**Fund:** CC2000 Federal Grants Fund

### Non-Appropriated

Personal Services	-	-	-	-
Employee Related Expenditures	-	-	-	-
<b>Subtotal Personal Services and ERE</b>	-	-	-	-
Professional & Outside Services	5.9	-	-	-
Travel In-State	-	-	-	-
Travel Out-Of-State	-	-	-	-
Food	-	-	-	-
Other Operating Expenditures	-	-	-	-
Capital Equipment	-	255.0	-	255.0
Non-Capital Equipment	-	-	-	-
Transfers-Out	17.7	-	-	-
<b>Expenditure Categories Total:</b>	<b>23.6</b>	<b>255.0</b>	-	<b>255.0</b>
<b>Federal Grants Fund Total:</b>	<b>23.6</b>	<b>255.0</b>	-	<b>255.0</b>

**Fund:** CC2172 Utility Regulation Revolving Fund

### Appropriated

Personal Services	907.0	162.3	-	162.3
Employee Related Expenditures	237.8	56.8	-	56.8
<b>Subtotal Personal Services and ERE</b>	1,144.9	219.1	-	219.1
Professional & Outside Services	-	-	-	-
Travel In-State	-	-	-	-
Travel Out-Of-State	-	-	-	-
Food	-	-	-	-
Other Operating Expenditures	72.1	4.0	-	4.0
Capital Equipment	-	-	-	-
Non-Capital Equipment	-	1.0	-	1.0
Transfers-Out	-	-	-	-
<b>Expenditure Categories Total:</b>	<b>1,216.9</b>	<b>224.1</b>	-	<b>224.1</b>

## Program Budget Unit Summary of Expenditure and Budget Request for Selected Funds

**Agency:** Corporation Commission

	FY 2023 Actuals	FY 2024 Expenditure Plan	FY 2025 Funding Issue	FY 2025 Total Request
<b>Program:</b> CCA-9-0 Information Technology				
<b>Fund:</b> CC2172 Utility Regulation Revolving Fund				
<b>Utility Regulation Revolving Fund Total:</b>	1,216.9	224.1	-	224.1

**Fund:** CC2264 Securities Regulatory and Enforcement Fund

**Appropriated**

Personal Services	-	451.8	-	451.8
Employee Related Expenditures	-	154.8	-	154.8
<b>Subtotal Personal Services and ERE</b>	-	<b>606.6</b>	-	<b>606.6</b>
Professional & Outside Services	-	230.0	-	230.0
Travel In-State	-	-	-	-
Travel Out-Of-State	-	-	-	-
Food	-	-	-	-
Other Operating Expenditures	-	265.0	-	265.0
Capital Equipment	-	20.0	-	20.0
Non-Capital Equipment	-	160.6	-	160.6
Transfers-Out	-	-	-	-
<b>Expenditure Categories Total:</b>	-	<b>1,282.2</b>	-	<b>1,282.2</b>
<b>Securities Regulatory and Enforcement Fund Total:</b>	-	<b>1,282.2</b>	-	<b>1,282.2</b>

**Fund:** CC2333 Public Access Fund

**Appropriated**

Personal Services	584.7	1,791.2	-	1,791.2
Employee Related Expenditures	284.6	616.5	-	616.5
<b>Subtotal Personal Services and ERE</b>	<b>869.2</b>	<b>2,407.7</b>	-	<b>2,407.7</b>
Professional & Outside Services	547.8	499.1	-	499.1
Travel In-State	0.3	1.5	-	1.5
Travel Out-Of-State	0.0	1.5	-	1.5
Food	-	-	-	-
Other Operating Expenditures	557.5	506.0	-	506.0
Capital Equipment	93.4	-	-	-
Non-Capital Equipment	118.7	-	-	-



## Program Budget Unit Summary of Expenditure and Budget Request for Selected Funds

**Agency:** Corporation Commission

	FY 2023 Actuals	FY 2024 Expenditure Plan	FY 2025 Funding Issue	FY 2025 Total Request
<b>Program:</b> CCA-9-0 Information Technology				
<b>Fund:</b> CC2333 Public Access Fund				
Transfers-Out	0.3	-	-	-
<b>Expenditure Categories Total:</b>	2,187.3	3,415.8	-	3,415.8
<b>Public Access Fund Total:</b>	2,187.3	3,415.8	-	3,415.8
<b>Program Total for Select Funds:</b>	3,427.8	5,177.1	-	5,177.1

**Sub Program:** CCA-9-1 Information Technology

**Fund:** CC2000 Federal Grants Fund

**Non-Appropriated**

Personal Services	-	-	-	-
Employee Related Expenditures	-	-	-	-
<b>Subtotal Personal Services and ERE</b>	-	-	-	-
Professional & Outside Services	5.9	-	-	-
Travel In-State	-	-	-	-
Travel Out-Of-State	-	-	-	-
Food	-	-	-	-
Other Operating Expenditures	-	-	-	-
Capital Equipment	-	255.0	-	255.0
Non-Capital Equipment	-	-	-	-
Transfers-Out	17.7	-	-	-
<b>Expenditure Categories Total:</b>	23.6	255.0	-	255.0
<b>Federal Grants Fund Total:</b>	23.6	255.0	-	255.0

**Fund:** CC2172 Utility Regulation Revolving Fund

**Appropriated**

Personal Services	907.0	162.3	-	162.3
Employee Related Expenditures	237.8	56.8	-	56.8
<b>Subtotal Personal Services and ERE</b>	1,144.9	219.1	-	219.1
Professional & Outside Services	-	-	-	-

## Program Budget Unit Summary of Expenditure and Budget Request for Selected Funds

**Agency:** Corporation Commission

	FY 2023 Actuals	FY 2024 Expenditure Plan	FY 2025 Funding Issue	FY 2025 Total Request
<b>Program:</b> CCA-9-0 Information Technology				
<b>Sub Program:</b> CCA-9-1 Information Technology				
<b>Fund:</b> CC2172 Utility Regulation Revolving Fund				
Travel In-State	-	-	-	-
Travel Out-Of-State	-	-	-	-
Food	-	-	-	-
Other Operating Expenditures	72.1	4.0	-	4.0
Capital Equipment	-	-	-	-
Non-Capital Equipment	-	1.0	-	1.0
Transfers-Out	-	-	-	-
<b>Expenditure Categories Total:</b>	<b>1,216.9</b>	<b>224.1</b>	<b>-</b>	<b>224.1</b>
<b>Utility Regulation Revolving Fund Total:</b>	<b>1,216.9</b>	<b>224.1</b>	<b>-</b>	<b>224.1</b>

**Fund:** CC2264 Securities Regulatory and Enforcement Fund

<b>Appropriated</b>				
Personal Services	-	451.8	-	451.8
Employee Related Expenditures	-	154.8	-	154.8
<b>Subtotal Personal Services and ERE</b>	<b>-</b>	<b>606.6</b>	<b>-</b>	<b>606.6</b>
Professional & Outside Services	-	230.0	-	230.0
Travel In-State	-	-	-	-
Travel Out-Of-State	-	-	-	-
Food	-	-	-	-
Other Operating Expenditures	-	265.0	-	265.0
Capital Equipment	-	20.0	-	20.0
Non-Capital Equipment	-	160.6	-	160.6
Transfers-Out	-	-	-	-
<b>Expenditure Categories Total:</b>	<b>-</b>	<b>1,282.2</b>	<b>-</b>	<b>1,282.2</b>
<b>Securities Regulatory and Enforcement Fund Total:</b>	<b>-</b>	<b>1,282.2</b>	<b>-</b>	<b>1,282.2</b>

**Fund:** CC2333 Public Access Fund

## Program Budget Unit Summary of Expenditure and Budget Request for Selected Funds

**Agency:** Corporation Commission

	FY 2023 Actuals	FY 2024 Expenditure Plan	FY 2025 Funding Issue	FY 2025 Total Request
<b>Program: CCA-9-0 Information Technology</b>				
<b>Sub Program: CCA-9-1 Information Technology</b>				
<b>Fund: CC2333 Public Access Fund</b>				
<b>Appropriated</b>				
Personal Services	584.7	1,791.2	-	1,791.2
Employee Related Expenditures	284.6	616.5	-	616.5
<b>Subtotal Personal Services and ERE</b>	<b>869.2</b>	<b>2,407.7</b>	-	<b>2,407.7</b>
Professional & Outside Services	547.8	349.1	-	349.1
Travel In-State	0.3	1.5	-	1.5
Travel Out-Of-State	0.0	1.5	-	1.5
Food	-	-	-	-
Other Operating Expenditures	557.5	506.0	-	506.0
Capital Equipment	93.4	-	-	-
Non-Capital Equipment	118.7	-	-	-
Transfers-Out	0.3	-	-	-
<b>Expenditure Categories Total:</b>	<b>2,187.3</b>	<b>3,265.8</b>	-	<b>3,265.8</b>
<b>Public Access Fund Total:</b>	<b>2,187.3</b>	<b>3,265.8</b>	-	<b>3,265.8</b>
<b>Sub Program Total for Select Funds:</b>	<b>3,427.8</b>	<b>5,027.1</b>	-	<b>5,027.1</b>

**Sub Program: CCA-9-2 SLI Corp. Filings, Same Day Service**

**Fund: CC2333 Public Access Fund**

<b>Appropriated</b>				
Personal Services	-	-	-	-
Employee Related Expenditures	-	-	-	-
<b>Subtotal Personal Services and ERE</b>	<b>-</b>	<b>-</b>	<b>-</b>	<b>-</b>
Professional & Outside Services	-	150.0	-	150.0
Travel In-State	-	-	-	-
Travel Out-Of-State	-	-	-	-
Food	-	-	-	-
Other Operating Expenditures	-	-	-	-
Capital Equipment	-	-	-	-

## Program Budget Unit Summary of Expenditure and Budget Request for Selected Funds

<b>Agency:</b>	Corporation Commission
----------------	------------------------

	FY 2023 Actuals	FY 2024 Expenditure Plan	FY 2025 Funding Issue	FY 2025 Total Request
<b>Program: CCA-9-0 Information Technology</b>				
<b>Sub Program: CCA-9-2 SLI Corp. Filings, Same Day Service</b>				
<b>Fund: CC2333 Public Access Fund</b>				
Non-Capital Equipment	-	-	-	-
Transfers-Out	-	-	-	-
<b>Expenditure Categories Total:</b>	-	150.0	-	150.0
<b>Public Access Fund Total:</b>	-	150.0	-	150.0
<b>Sub Program Total for Select Funds:</b>	-	150.0	-	150.0

## Program Summary of Expenditure and Budget Request

**Agency:** Corporation Commission

**Program:** Information Technology

<b>Program Summary</b>		<b>FY 2023 Actuals</b>	<b>FY 2024 Expenditure Plan</b>	<b>FY 2025 Funding Issue</b>	<b>FY 2025 Total Request</b>
CCA-9-1	Information Technology	3,427.8	5,027.1	-	5,027.1
CCA-9-2	SLI Corp. Filings, Same Day Service	-	150.0	-	150.0
<b>Information Technology Summary Total:</b>		<b>3,427.8</b>	<b>5,177.1</b>	<b>-</b>	<b>5,177.1</b>
<b>Expenditure Categories</b>					
FTE	FTE	20.0	25.0	-	25.0
6000	Personal Services	1,491.7	2,405.3	-	2,405.3
6100	Employee Related Expenditures	522.4	828.1	-	828.1
<b>Subtotal Personal Services and ERE</b>		<b>2,014.1</b>	<b>3,233.4</b>	<b>-</b>	<b>3,233.4</b>
6200	Professional & Outside Services	553.7	729.1	-	729.1
6500	Travel In-State	0.3	1.5	-	1.5
6600	Travel Out-Of-State	0.0	1.5	-	1.5
6700	Food	-	-	-	-
7000	Other Operating Expenditures	629.5	775.0	-	775.0
8400	Capital Equipment	93.4	275.0	-	275.0
8500	Non-Capital Equipment	118.7	161.6	-	161.6
9100	Transfers-Out	18.0	-	-	-
<b>Expenditure Categories Total:</b>		<b>3,427.8</b>	<b>5,177.1</b>	<b>-</b>	<b>5,177.1</b>
<b>Fund Source</b>					
<b>Appropriated Funds</b>					
CC2172	Utility Regulation Revolving Fund (Appropriated)	1,216.9	224.1	-	224.1
CC2264	Securities Regulatory and Enforcement Fund (Appropriated)	-	1,282.2	-	1,282.2
CC2333	Public Access Fund (Appropriated)	2,187.3	3,415.8	-	3,415.8
<b>Appropriated Funds Total:</b>		<b>3,404.2</b>	<b>4,922.1</b>	<b>-</b>	<b>4,922.1</b>
<b>Non-Appropriated Funds</b>					
CC2000	Federal Grants Fund (Non-Appropriated)	23.6	255.0	-	255.0
<b>Non-Appropriated Funds Total:</b>		<b>23.6</b>	<b>255.0</b>	<b>-</b>	<b>255.0</b>
<b>Information Technology Summary Total:</b>		<b>3,427.8</b>	<b>5,177.1</b>	<b>-</b>	<b>5,177.1</b>

## Program Summary of Expenditure and Budget Request for Selected Funds

**Agency:** Corporation Commission

**Program:** Information Technology

**Fund:** CC2000 Federal Grants Fund (Non-Appropriated)

<b>Program Expenditures</b>		FY 2023 Actuals	FY 2024 Expenditure Plan	FY 2025 Funding Issue	FY 2025 Total Request
CCA-9-1	Information Technology	23.6	255.0	-	255.0
	<b>Federal Grants Fund (Non-Appropriated)</b>	<b>23.6</b>	<b>255.0</b>	<b>-</b>	<b>255.0</b>
	<b>Summary Total:</b>				
<hr/>					
<b>Non-Appropriated Funding</b>					
6000	Personal Services	-	-	-	-
6100	Employee Related Expenditures	-	-	-	-
	<b>Subtotal Personal Services and ERE</b>	<b>-</b>	<b>-</b>	<b>-</b>	<b>-</b>
6200	Professional & Outside Services	5.9	-	-	-
6500	Travel In-State	-	-	-	-
6600	Travel Out-Of-State	-	-	-	-
6700	Food	-	-	-	-
7000	Other Operating Expenditures	-	-	-	-
8400	Capital Equipment	-	255.0	-	255.0
8500	Non-Capital Equipment	-	-	-	-
9100	Transfers-Out	17.7	-	-	-
	<b>Expenditure Categories Total:</b>	<b>23.6</b>	<b>255.0</b>	<b>-</b>	<b>255.0</b>
	<b>Fund CC2000 - N Total:</b>	<b>23.6</b>	<b>255.0</b>	<b>-</b>	<b>255.0</b>

## Program Summary of Expenditure and Budget Request for Selected Funds

<b>Agency:</b>	<b>Corporation Commission</b>
<b>Program:</b>	<b>Information Technology</b>
<b>Fund:</b>	<b>CC2172 Utility Regulation Revolving Fund (Appropriated)</b>

<b>Program Expenditures</b>	FY 2023 Actuals	FY 2024 Expenditure Plan	FY 2025 Funding Issue	FY 2025 Total Request
CCA-9-1 Information Technology	1,216.9	224.1	-	224.1
<b>Utility Regulation Revolving Fund (Appropriated)</b>	<b>1,216.9</b>	<b>224.1</b>	<b>-</b>	<b>224.1</b>
<b>Summary Total:</b>	<b>1,216.9</b>	<b>224.1</b>	<b>-</b>	<b>224.1</b>
<b>Appropriated Funding</b>				
6000 Personal Services	907.0	162.3	-	162.3
6100 Employee Related Expenditures	237.8	56.8	-	56.8
<b>Subtotal Personal Services and ERE</b>	<b>1,144.9</b>	<b>219.1</b>	<b>-</b>	<b>219.1</b>
6200 Professional & Outside Services	-	-	-	-
6500 Travel In-State	-	-	-	-
6600 Travel Out-Of-State	-	-	-	-
6700 Food	-	-	-	-
7000 Other Operating Expenditures	72.1	4.0	-	4.0
8400 Capital Equipment	-	-	-	-
8500 Non-Capital Equipment	-	1.0	-	1.0
9100 Transfers-Out	-	-	-	-
<b>Expenditure Categories Total:</b>	<b>1,216.9</b>	<b>224.1</b>	<b>-</b>	<b>224.1</b>
<b>Fund CC2172 - A Total:</b>	<b>1,216.9</b>	<b>224.1</b>	<b>-</b>	<b>224.1</b>

## Program Summary of Expenditure and Budget Request for Selected Funds

<b>Agency:</b>	<b>Corporation Commission</b>
<b>Program:</b>	<b>Information Technology</b>
<b>Fund:</b>	<b>CC2264 Securities Regulatory and Enforcement Fund (Appropriated)</b>

<b>Program Expenditures</b>	FY 2023 Actuals	FY 2024 Expenditure Plan	FY 2025 Funding Issue	FY 2025 Total Request
CCA-9-1 Information Technology	-	1,282.2	-	1,282.2
<b>Securities Regulatory and Enforcement Fund (Appropriated) Summary Total:</b>	-	1,282.2	-	1,282.2
<b>Appropriated Funding</b>				
6000 Personal Services	-	451.8	-	451.8
6100 Employee Related Expenditures	-	154.8	-	154.8
<b>Subtotal Personal Services and ERE</b>	-	<b>606.6</b>	-	<b>606.6</b>
6200 Professional & Outside Services	-	230.0	-	230.0
6500 Travel In-State	-	-	-	-
6600 Travel Out-Of-State	-	-	-	-
6700 Food	-	-	-	-
7000 Other Operating Expenditures	-	265.0	-	265.0
8400 Capital Equipment	-	20.0	-	20.0
8500 Non-Capital Equipment	-	160.6	-	160.6
9100 Transfers-Out	-	-	-	-
<b>Expenditure Categories Total:</b>	-	<b>1,282.2</b>	-	<b>1,282.2</b>
<b>Fund CC2264 - A Total:</b>	-	1,282.2	-	1,282.2



## Program Summary of Expenditure and Budget Request for Selected Funds

<b>Agency:</b>	<b>Corporation Commission</b>
<b>Program:</b>	<b>Information Technology</b>
<b>Fund:</b>	<b>CC2333 Public Access Fund (Appropriated)</b>

<b>Program Expenditures</b>	FY 2023 Actuals	FY 2024 Expenditure Plan	FY 2025 Funding Issue	FY 2025 Total Request
CCA-9-1 Information Technology	2,187.3	3,265.8	-	3,265.8
CCA-9-2 SLI Corp. Filings, Same Day Service	-	150.0	-	150.0
<b>Public Access Fund (Appropriated) Summary Total:</b>	<b>2,187.3</b>	<b>3,415.8</b>	-	<b>3,415.8</b>
<b>Appropriated Funding</b>				
6000 Personal Services	584.7	1,791.2	-	1,791.2
6100 Employee Related Expenditures	284.6	616.5	-	616.5
<b>Subtotal Personal Services and ERE</b>	<b>869.2</b>	<b>2,407.7</b>	-	<b>2,407.7</b>
6200 Professional & Outside Services	547.8	499.1	-	499.1
6500 Travel In-State	0.3	1.5	-	1.5
6600 Travel Out-Of-State	0.0	1.5	-	1.5
6700 Food	-	-	-	-
7000 Other Operating Expenditures	557.5	506.0	-	506.0
8400 Capital Equipment	93.4	-	-	-
8500 Non-Capital Equipment	118.7	-	-	-
9100 Transfers-Out	0.3	-	-	-
<b>Expenditure Categories Total:</b>	<b>2,187.3</b>	<b>3,415.8</b>	-	<b>3,415.8</b>
<b>Fund CC2333 - A Total:</b>	2,187.3	3,415.8	-	3,415.8
<b>Information Technology Total:</b>	3,427.8	5,177.1	-	5,177.1

# Program Expenditure Schedule

**Agency:** Corporation Commission

## Administrative Costs Summary

**FY 2025**

Personal Services	1,312.2
ERE	463.2
All Other	182.6
<b>Administrative Costs Total:</b>	<b>1,958.0</b>

## Administrative Costs / Total Expenditure Ratio

**Request**

**Admin %**

**FY 2025**

46,043.8

4.3%

State of Arizona Federal Funds Statement

**Transmittal Statement**

Corporation Commission

Governor Hobbs:

This and the accompanying schedules constitute the Statement of Federal Funds for this agency for Fiscal Year 2025.

To the best of my knowledge all statements and explanations submitted are true and correct.

Agency Head Signature *Douglas R Clark*

<b>Grant Name</b>	<b>FY 2023 Expenditures</b>	<b>FY 2024 Expenditures</b>	<b>FY 2025 Expenditures</b>
Fiscal Year (FY) 2023 AmeriCorps State and National Grant	0	63.49	60
FY22 National Historical Publications and Records Grants (Corps)	130.53	0	0
National Historical Publications and Records Grants (Docket)	0	66.18	66.18
Pipeline Safety Program State Base Grant - GAS	2,011.66	2,288.24	2,288.24
Pipeline Safety Program State Base Grant (Hazardous Liquid)	105.88	120.3	120.3
Railroad Safety	33.56	40.55	25
State Damage Prevention Program	100	94.92	100

## Listing of All Federal Funds by Grant

<b>Agency:</b>	<b>CCA Corporation Commission</b>				
<b>Title:</b>	Pipeline Safety Program State Base Grant (Hazardous Liquid)				
<b>AFIS Grant No:</b>	CCA22005	<b>CFDA:</b>	20.700	<b>Grantor:</b>	Pipeline Safety Program State Base Grant
<b>Periodic:</b>	Periodic Renewal	<b>Start Date:</b>	1/01/2022	<b>End Date:</b>	12/31/2022
<b>Type of Grant:</b>	Formula Funding	<b>If Other, Explain:</b>	USDOT- Pipeline Safety Office distribution to participating state programs, based on state budget estimate for gas and hazardous liquid programs as well as the availability of appropriated funds and state program performance.		
<b>Fed. % or \$ Cap:</b>	80%	<b>Source of Match:</b>	URRF		
<b>AFIS fund number where the grant is maintained:</b>			CC2000	<b>Administrative costs are permitted to be paid using this federal money:</b> <input checked="" type="checkbox"/>	
<b>Is this American Recovery and Reinvestment Act money (Stimulus)?</b>			No		
<b>Is this from 2020 federal stimulus funding?</b>			No		
<b>Description:</b>	To develop, support and maintain inspection and enforcement activities for State gas and hazardous liquid pipeline safety programs.				

<b>Title:</b>	National Historical Publications and Records Grants (Docket)				
<b>AFIS Grant No:</b>	CCA23005	<b>CFDA:</b>	89.003	<b>Grantor:</b>	National Historical Publications and Records Grants
<b>Periodic:</b>	One-Time	<b>Start Date:</b>	9/01/2023	<b>End Date:</b>	8/31/2025
<b>Type of Grant:</b>	Competitive Funding	<b>If Other, Explain:</b>	Grants will fund microfilm digitization project for Docket Control Section of the Hearing Division.		
<b>Fed. % or \$ Cap:</b>	75%	<b>Source of Match:</b>	URRF		
<b>AFIS fund number where the grant is maintained:</b>			CC2000	<b>Administrative costs are permitted to be paid using this federal money:</b> <input type="checkbox"/>	
<b>Is this American Recovery and Reinvestment Act money (Stimulus)?</b>			No		
<b>Is this from 2020 federal stimulus funding?</b>			No		
<b>Description:</b>	To undertake a wide-range of activities related to the preservation, publication, and use of documentary sources relating to the history of the United States.				

## Listing of All Federal Funds by Grant

<b>Agency:</b>	CCA	Corporation Commission
----------------	-----	------------------------

<b>Title:</b>	Fiscal Year (FY) 2023 AmeriCorps State and National Grant				
<b>AFIS Grant No:</b>	CCA23007	<b>CFDA:</b>	94.006	<b>Grantor:</b>	AmeriCorps State and National 94.006
<b>Periodic:</b>	Other	<b>Start Date:</b>	9/01/2023	<b>End Date:</b>	8/31/2024
<b>Type of Grant:</b>	Competitive Funding	<b>If Other, Explain:</b>	This grant will fund 6 half-time AmeriCorps members (3FTE) for the Enforcement Section of the Securities Division.		
<b>Fed. % or \$ Cap:</b>		<b>Source of Match:</b>	In-Kind		
<b>AFIS fund number where the grant is maintained:</b>		CC2000	<b>Administrative costs are permitted to be paid using this federal money:</b>		
<b>Is this American Recovery and Reinvestment Act money (Stimulus)?</b>	No		<input type="checkbox"/>		
<b>Is this from 2020 federal stimulus funding?</b>	No		<input type="checkbox"/>		
<b>Description:</b>	<p>AmeriCorps State and National grants are awarded to eligible organizations that identify an unmet need in their community that will be addressed by AmeriCorps members that the organization recruits, trains, and manages. An AmeriCorps member is an individual who is enrolled in an approved national service position and engages in community service. Members may receive a living allowance and other benefits while serving. Upon successful completion of their service, members receive an education award from the National Service Trust.</p> <p>AmeriCorps grant funding is distributed to Governor-appointed State Commissions and multi-state grantees. State Commissions award subgrants to organizations in their states, and the multi-state grantees work through operating sites in more than one state. These organizations recruit AmeriCorps members to respond to local needs.</p>				

<b>Title:</b>	State Damage Prevention Program				
<b>AFIS Grant No:</b>	CCA21008	<b>CFDA:</b>	20.720	<b>Grantor:</b>	State Damage Prevention Program Grants
<b>Periodic:</b>	Other	<b>Start Date:</b>	9/29/2021	<b>End Date:</b>	6/30/2023
<b>Type of Grant:</b>	Competitive Funding	<b>If Other, Explain:</b>	The purpose of the grant is to support the establishment and improvement of the overall quality and effectiveness of comprehensive state efforts designed to protect underground pipeline facilities from excavation damage.		
<b>Fed. % or \$ Cap:</b>	0	<b>Source of Match:</b>	N/A		
<b>AFIS fund number where the grant is maintained:</b>		CC2000	<b>Administrative costs are permitted to be paid using this federal money:</b>		
<b>Is this American Recovery and Reinvestment Act money (Stimulus)?</b>	No		<input checked="" type="checkbox"/>		
<b>Is this from 2020 federal stimulus funding?</b>	No		<input type="checkbox"/>		
<b>Description:</b>	<p>The PHMSA State Damage Prevention Program fosters improved damage prevention programs by supporting projects such as enforcement of state excavation damage prevention laws, stakeholder education about digging safely, technologies to improve efficiencies, and other related excavation safety initiatives.</p>				

## Listing of All Federal Funds by Grant

<b>Agency:</b>	CCA	Corporation Commission
----------------	-----	------------------------

<b>Title:</b>	Railroad Safety				
<b>AFIS Grant No:</b>	CCA21003	<b>CFDA:</b>	20.301	<b>Grantor:</b>	Railroad Safety
<b>Periodic:</b>	Periodic Renewal	<b>Start Date:</b>	9/01/2020	<b>End Date:</b>	9/30/2023
<b>Type of Grant:</b>	Formula Funding	<b>If Other, Explain:</b>	The grant funds in-state and out-of-state travel for FRA training and laptop computers for the proper certification of state railroad inspectors in accordance with the Railroad Safety State Participation Program.		
<b>Fed. % or \$ Cap:</b>	0	<b>Source of Match:</b>	N/A		
<b>AFIS fund number where the grant is maintained:</b>		CC2000	<b>Administrative costs are permitted to be paid using this federal money:</b>		
<b>Is this American Recovery and Reinvestment Act money (Stimulus)?</b>	No		<input type="checkbox"/>		
<b>Is this from 2020 federal stimulus funding?</b>	No		<input type="checkbox"/>		
<b>Description:</b>	To improve railroad safety and reduce railroad-related casualties and accidents.				

<b>Title:</b>	Pipeline Safety Program State Base Grant - GAS				
<b>AFIS Grant No:</b>	CCA22004	<b>CFDA:</b>	20.700	<b>Grantor:</b>	Pipeline Safety Program State Base Grant
<b>Periodic:</b>	Periodic Renewal	<b>Start Date:</b>	1/01/2022	<b>End Date:</b>	12/31/2022
<b>Type of Grant:</b>	Formula Funding	<b>If Other, Explain:</b>	USDOT- Pipeline Safety Office distribution to participating state programs, based on state budget estimate for gas and hazardous liquid programs as well as the availability of appropriated funds and state program performance.		
<b>Fed. % or \$ Cap:</b>	80%	<b>Source of Match:</b>	URRF		
<b>AFIS fund number where the grant is maintained:</b>		CC2000	<b>Administrative costs are permitted to be paid using this federal money:</b>		
<b>Is this American Recovery and Reinvestment Act money (Stimulus)?</b>	No		<input checked="" type="checkbox"/>		
<b>Is this from 2020 federal stimulus funding?</b>	No		<input type="checkbox"/>		
<b>Description:</b>	To develop, support and maintain inspection and enforcement activities for State gas and hazardous liquid pipeline safety programs.				

## Listing of All Federal Funds by Grant

<b>Agency:</b>	<b>CCA Corporation Commission</b>				
<b>Title:</b>	FY22 National Historical Publications and Records Grants (Corps)				
<b>AFIS Grant No:</b>	CCA22003	<b>CFDA:</b>	89.003	<b>Grantor:</b>	National Historical Publications and Records Grants
<b>Periodic:</b>	One-Time	<b>Start Date:</b>	7/01/2022	<b>End Date:</b>	6/30/2023
<b>Type of Grant:</b>	Competitive Funding	<b>If Other, Explain:</b>	This grant supports the digitization of historical business records on microfiche to provide public with access to the records.		
<b>Fed. % or \$ Cap:</b>	75%	<b>Source of Match:</b>	Public Access Fund		
<b>AFIS fund number where the grant is maintained:</b>			CC2000	<b>Administrative costs are permitted to be paid using this federal money:</b> <input type="checkbox"/>	
<b>Is this American Recovery and Reinvestment Act money (Stimulus)?</b>			No		
<b>Is this from 2020 federal stimulus funding?</b>			No		
<b>Description:</b>	To undertake a wide-range of activities related to the preservation, publication, and use of documentary sources relating to the history of the United States.				

## Federal Funds Sources & Uses Summary of all Federal Funds Grants

**Agency:** CCA Corporation Commission

	FY 2023 Actual	FY 2024 Estimate	FY 2025 Estimate
FTE Positions	18.0	22.0	22.0
<b>Beginning Balance</b>	992.7	-	-
<b>Revenues</b>			
New Federal Revenue	1,388.9	2,673.7	2,659.7
Pass Through Funds (From Other State Agencies)	-	-	-
Transfers and Other Funds (In)	-	-	-
<b>Total Revenue</b>	<b>1,388.9</b>	<b>2,673.7</b>	<b>2,659.7</b>
<b>Expenditures</b>			
Personal Services	1,120.4	1,354.8	1,356.4
Employee Related Expenses	432.5	474.9	475.9
Professional and Outside Services	0.6	1.6	1.6
Travel In-State	169.8	119.7	121.2
Travel Out-of-State	73.8	71.0	55.8
Food	-	-	-
Pass Through Funds (To Other State Agencies)	-	-	-
Pass Through Funds (To Non-State Agencies)	-	-	-
Aid to Individuals	-	-	-
Other Operating Expenses	337.7	315.2	312.0
Land Acquisition and Capital Projects	-	-	-
Capital and Non Capital Equipment	46.7	4.7	4.5
Cost Allocation / Indirect Costs	200.1	331.8	332.4
Transfers and Refunds (Out)	-	-	-
<b>Total Expenditures</b>	<b>2,381.6</b>	<b>2,673.7</b>	<b>2,659.7</b>
<b>Ending Balance</b>	-	-	-



## Sources & Uses Details of All Grants

<b>Agency:</b>	CCA Corporation Commission		
<b>Grant Title:</b>	Pipeline Safety Program State Base Grant (Hazardous Liquid)		
<b>AFIS Grant #:</b>	CCA22005	<b>CFDA:</b>	20.700

	FY 2023 Actual	FY 2024 Estimate	FY 2025 Estimate
FTE Positions	-	-	-
<b>Beginning Balance</b>	39.1	-	-
<b>Revenues</b>			
New Federal Revenue	66.7	120.3	120.3
Pass Through Funds (From Other State Agencies)	-	-	-
Transfers and Other Funds (In)	-	-	-
<b>Total Revenue</b>	<b>66.7</b>	<b>120.3</b>	<b>120.3</b>
<b>Expenditures</b>			
Personal Services	53.5	65.2	65.2
Employee Related Expenses	20.7	22.8	22.8
Professional and Outside Services	0.0	0.1	0.1
Travel In-State	7.8	5.5	5.5
Travel Out-of-State	2.2	1.5	1.5
Food	-	-	-
Pass Through Funds (To Other State Agencies)	-	-	-
Pass Through Funds (To Non-State Agencies)	-	-	-
Aid to Individuals	-	-	-
Other Operating Expenses	10.1	9.0	9.0
Land Acquisition and Capital Projects	-	-	-
Capital and Non Capital Equipment	2.0	0.1	0.1
Cost Allocation / Indirect Costs	9.6	16.0	16.0
Transfers and Refunds (Out)	-	-	-
<b>Total Expenditures</b>	<b>105.9</b>	<b>120.3</b>	<b>120.3</b>
<b>Ending Balance</b>	-	-	-

## Sources & Uses Details of All Grants

<b>Agency:</b>	CCA Corporation Commission		
<b>Grant Title:</b>	National Historical Publications and Records Grants (Docket)		
<b>AFIS Grant #:</b>	CCA23005	<b>CFDA:</b>	89.003

	FY 2023 Actual	FY 2024 Estimate	FY 2025 Estimate
FTE Positions	-	-	-
<b>Beginning Balance</b>	-	-	-
<b>Revenues</b>			
New Federal Revenue	-	66.2	66.2
Pass Through Funds (From Other State Agencies)	-	-	-
Transfers and Other Funds (In)	-	-	-
<b>Total Revenue</b>	-	<b>66.2</b>	<b>66.2</b>
<b>Expenditures</b>			
Personal Services	-	-	-
Employee Related Expenses	-	-	-
Professional and Outside Services	-	-	-
Travel In-State	-	-	-
Travel Out-of-State	-	-	-
Food	-	-	-
Pass Through Funds (To Other State Agencies)	-	-	-
Pass Through Funds (To Non-State Agencies)	-	-	-
Aid to Individuals	-	-	-
Other Operating Expenses	-	66.2	66.2
Land Acquisition and Capital Projects	-	-	-
Capital and Non Capital Equipment	-	-	-
Cost Allocation / Indirect Costs	-	-	-
Transfers and Refunds (Out)	-	-	-
<b>Total Expenditures</b>	-	<b>66.2</b>	<b>66.2</b>
<b>Ending Balance</b>	-	-	-

## Sources & Uses Details of All Grants

<b>Agency:</b>	CCA Corporation Commission		
<b>Grant Title:</b>	Fiscal Year (FY) 2023 AmeriCorps State and National Grant		
<b>AFIS Grant #:</b>	CCA23007	<b>CFDA:</b>	94.006

	FY 2023 Actual	FY 2024 Estimate	FY 2025 Estimate
FTE Positions	-	3.0	3.0
<b>Beginning Balance</b>	-	-	-
<b>Revenues</b>			
New Federal Revenue	-	63.5	60.0
Pass Through Funds (From Other State Agencies)	-	-	-
Transfers and Other Funds (In)	-	-	-
<b>Total Revenue</b>	-	<b>63.5</b>	<b>60.0</b>
<b>Expenditures</b>			
Personal Services	-	-	-
Employee Related Expenses	-	-	-
Professional and Outside Services	-	-	-
Travel In-State	-	-	-
Travel Out-of-State	-	-	-
Food	-	-	-
Pass Through Funds (To Other State Agencies)	-	-	-
Pass Through Funds (To Non-State Agencies)	-	-	-
Aid to Individuals	-	-	-
Other Operating Expenses	-	63.5	60.0
Land Acquisition and Capital Projects	-	-	-
Capital and Non Capital Equipment	-	-	-
Cost Allocation / Indirect Costs	-	-	-
Transfers and Refunds (Out)	-	-	-
<b>Total Expenditures</b>	-	<b>63.5</b>	<b>60.0</b>
<b>Ending Balance</b>	-	-	-

## Sources & Uses Details of All Grants

<b>Agency:</b>	CCA Corporation Commission		
<b>Grant Title:</b>	State Damage Prevention Program		
<b>AFIS Grant #:</b>	CCA21008	<b>CFDA:</b>	20.720

	FY 2023 Actual	FY 2024 Estimate	FY 2025 Estimate
FTE Positions	1.0	1.0	1.0
<b>Beginning Balance</b>	100.0	-	-
<b>Revenues</b>			
New Federal Revenue	-	94.9	100.0
Pass Through Funds (From Other State Agencies)	-	-	-
Transfers and Other Funds (In)	-	-	-
<b>Total Revenue</b>	-	<b>94.9</b>	<b>100.0</b>
<b>Expenditures</b>			
Personal Services	51.1	49.9	51.5
Employee Related Expenses	18.8	18.0	19.0
Professional and Outside Services	-	-	-
Travel In-State	12.4	10.2	12.0
Travel Out-of-State	5.1	-	-
Food	-	-	-
Pass Through Funds (To Other State Agencies)	-	-	-
Pass Through Funds (To Non-State Agencies)	-	-	-
Aid to Individuals	-	-	-
Other Operating Expenses	3.0	2.3	2.5
Land Acquisition and Capital Projects	-	-	-
Capital and Non Capital Equipment	0.6	2.2	2.0
Cost Allocation / Indirect Costs	9.1	12.4	13.0
Transfers and Refunds (Out)	-	-	-
<b>Total Expenditures</b>	<b>100.0</b>	<b>94.9</b>	<b>100.0</b>
<b>Ending Balance</b>	-	-	-

## Sources & Uses Details of All Grants

<b>Agency:</b>	CCA Corporation Commission		
<b>Grant Title:</b>	Railroad Safety		
<b>AFIS Grant #:</b>	CCA21003	<b>CFDA:</b>	20.301

	FY 2023 Actual	FY 2024 Estimate	FY 2025 Estimate
FTE Positions	-	-	-
<b>Beginning Balance</b>	-	-	-
<b>Revenues</b>			
New Federal Revenue	33.6	40.5	25.0
Pass Through Funds (From Other State Agencies)	-	-	-
Transfers and Other Funds (In)	-	-	-
<b>Total Revenue</b>	<b>33.6</b>	<b>40.5</b>	<b>25.0</b>
<b>Expenditures</b>			
Personal Services	-	-	-
Employee Related Expenses	-	-	-
Professional and Outside Services	-	-	-
Travel In-State	0.9	0.3	-
Travel Out-of-State	24.5	40.2	25.0
Food	-	-	-
Pass Through Funds (To Other State Agencies)	-	-	-
Pass Through Funds (To Non-State Agencies)	-	-	-
Aid to Individuals	-	-	-
Other Operating Expenses	1.6	-	-
Land Acquisition and Capital Projects	-	-	-
Capital and Non Capital Equipment	6.6	-	-
Cost Allocation / Indirect Costs	-	-	-
Transfers and Refunds (Out)	-	-	-
<b>Total Expenditures</b>	<b>33.6</b>	<b>40.5</b>	<b>25.0</b>
<b>Ending Balance</b>	-	-	-

## Sources & Uses Details of All Grants

<b>Agency:</b>	CCA Corporation Commission		
<b>Grant Title:</b>	Pipeline Safety Program State Base Grant - GAS		
<b>AFIS Grant #:</b>	CCA22004	<b>CFDA:</b>	20.700

	FY 2023 Actual	FY 2024 Estimate	FY 2025 Estimate
FTE Positions	17.0	18.0	18.0
<b>Beginning Balance</b>	743.5	-	-
<b>Revenues</b>			
New Federal Revenue	1,268.2	2,288.2	2,288.2
Pass Through Funds (From Other State Agencies)	-	-	-
Transfers and Other Funds (In)	-	-	-
<b>Total Revenue</b>	<b>1,268.2</b>	<b>2,288.2</b>	<b>2,288.2</b>
<b>Expenditures</b>			
Personal Services	1,015.8	1,239.6	1,239.6
Employee Related Expenses	393.0	434.1	434.1
Professional and Outside Services	0.6	1.5	1.5
Travel In-State	148.8	103.7	103.7
Travel Out-of-State	42.0	29.3	29.3
Food	-	-	-
Pass Through Funds (To Other State Agencies)	-	-	-
Pass Through Funds (To Non-State Agencies)	-	-	-
Aid to Individuals	-	-	-
Other Operating Expenses	192.5	174.2	174.2
Land Acquisition and Capital Projects	-	-	-
Capital and Non Capital Equipment	37.5	2.4	2.4
Cost Allocation / Indirect Costs	181.5	303.4	303.4
Transfers and Refunds (Out)	-	-	-
<b>Total Expenditures</b>	<b>2,011.7</b>	<b>2,288.2</b>	<b>2,288.2</b>
<b>Ending Balance</b>	-	-	-

## Sources & Uses Details of All Grants

<b>Agency:</b>	CCA Corporation Commission		
<b>Grant Title:</b>	FY22 National Historical Publications and Records Grants (Corps)		
<b>AFIS Grant #:</b>	CCA22003	<b>CFDA:</b>	89.003

	FY 2023 Actual	FY 2024 Estimate	FY 2025 Estimate
FTE Positions	-	-	-
<b>Beginning Balance</b>	110.1	-	-
<b>Revenues</b>			
New Federal Revenue	20.5	-	-
Pass Through Funds (From Other State Agencies)	-	-	-
Transfers and Other Funds (In)	-	-	-
<b>Total Revenue</b>	<b>20.5</b>	-	-
<b>Expenditures</b>			
Personal Services	-	-	-
Employee Related Expenses	-	-	-
Professional and Outside Services	-	-	-
Travel In-State	-	-	-
Travel Out-of-State	-	-	-
Food	-	-	-
Pass Through Funds (To Other State Agencies)	-	-	-
Pass Through Funds (To Non-State Agencies)	-	-	-
Aid to Individuals	-	-	-
Other Operating Expenses	130.5	-	-
Land Acquisition and Capital Projects	-	-	-
Capital and Non Capital Equipment	-	-	-
Cost Allocation / Indirect Costs	-	-	-
Transfers and Refunds (Out)	-	-	-
<b>Total Expenditures</b>	<b>130.5</b>	-	-
<b>Ending Balance</b>	-	-	-

## Listing of Performance Measures of All Grants

**Agency:** CCA Corporation Commission

**Title:** Pipeline Safety Program State Base Grant (Hazardous Liquid)

**AFIS Grant No:** CCA22005      **CFDA:** 20.700      **Grantor:** Pipeline Safety Program State Base Grant

**Periodic:** Periodic Renewal      **Start Date:** 1/01/2022      **End Date:** 12/31/2022

**Type of Grant:** Formula Funding      **If Other, Explain:** USDOT- Pipeline Safety Office distribution to participating state programs, based on state budget estimate for gas and hazardous liquid programs as well as the availability of appropriated funds and state program performance.

**Fed. % or \$ Cap:** 80%      **Source of Match:** URRF

**AFIS fund number where the grant is maintained:** CC2000

**Is this American Recovery and Reinvestment Act money (Stimulus)?** No

**Is this from 2020 federal stimulus funding?** No

**Administrative costs are permitted to be paid using this federal money:**

X

**Description:** To develop, support and maintain inspection and enforcement activities for State gas and hazardous liquid pipeline safety programs.

**Performance Measure:** Total intrastate inspections

FY 2022	FY 2023	FY 2024	FY 2025
-	425	200	200

**Performance Measure Description:**

The number of pipeline inspections conducted within Arizona

**Performance Measure:** Total master meter inspections

FY 2022	FY 2023	FY 2024	FY 2025
-	1,033	1,000	1,000

**Performance Measure Description:**

The number of inspections of master meters

**Performance Measure:** Investigated incidents

FY 2022	FY 2023	FY 2024	FY 2025
-	267	200	200

**Performance Measure Description:**

The number of pipeline safety incidents investigated

**Performance Measure:** Master meter training classes held

FY 2022	FY 2023	FY 2024	FY 2025
-	20	15	15

**Performance Measure Description:**

The number of master meter training classes held



## Listing of Performance Measures of All Grants

Agency: CCA Corporation Commission

## Listing of Performance Measures of All Grants

**Agency:** CCA Corporation Commission

**Title:** State Damage Prevention Program

**AFIS Grant No:** CCA21008      **CFDA:** 20.720      **Grantor:** State Damage Prevention Program Grants

**Periodic:** Other      **Start Date:** 9/29/2021      **End Date:** 6/30/2023

**Type of Grant:** Competitive Funding      **If Other, Explain:** The purpose of the grant is to support the establishment and improvement of the overall quality and effectiveness of comprehensive state efforts designed to protect underground pipeline facilities from excavation damage.

**Fed. % or \$ Cap:** 0      **Source of Match:** N/A

**AFIS fund number where the grant is maintained:** CC2000      **Administrative costs are permitted to be paid using this federal money:**

**Is this American Recovery and Reinvestment Act money (Stimulus)?** No

**Is this from 2020 federal stimulus funding?** No

X

**Description:** The PHMSA State Damage Prevention Program fosters improved damage prevention programs by supporting projects such as enforcement of state excavation damage prevention laws, stakeholder education about digging safely, technologies to improve efficiencies, and other related excavation safety initiatives.

**Performance Measure:** Number of Investigations Conducted

FY 2022	FY 2023	FY 2024	FY 2025
50	392	130	130

**Performance Measure Description:**

Enforcement of state damage prevention laws and regulations for all aspects of the damage prevention process, including public education, and the use of civil penalties for violations assessable by the appropriate state authority.

**Performance Measure:** Number of AZ811 Center Seminars Conducted

FY 2022	FY 2023	FY 2024	FY 2025
11	30	12	12

**Performance Measure Description:**

Statewide Damage Prevention Seminars to provide additional training as well as assisting the AZOPS in getting our message out to dig and operate safely.

## Listing of Performance Measures of All Grants

<b>Agency:</b>	<b>CCA</b>	<b>Corporation Commission</b>
----------------	------------	-------------------------------

**Title:** Railroad Safety

**AFIS Grant No:** CCA21003      **CFDA:** 20.301      **Grantor:** Railroad Safety

**Periodic:** Periodic Renewal      **Start Date:** 9/01/2020      **End Date:** 9/30/2023

**Type of Grant:** Formula Funding      **If Other, Explain:** The grant funds in-state and out-of-state travel for FRA training and laptop computers for the proper certification of state railroad inspectors in accordance with the Railroad Safety State Participation Program.

**Fed. % or \$ Cap:** 0      **Source of Match:** N/A

**AFIS fund number where the grant is maintained:** CC2000

**Is this American Recovery and Reinvestment Act money (Stimulus)?** No

**Is this from 2020 federal stimulus funding?** No

**Administrative costs are permitted to be paid using this federal money:**

**Description:** To improve railroad safety and reduce railroad-related casualties and accidents.

**Performance Measure:** This grant only covers travel and training related to FRA certified courses

FY 2022	FY 2023	FY 2024	FY 2025
-	-	-	-

**Performance Measure Description:**

This grant only covers travel, training and computer equipment related to FRA certified courses

## Listing of Performance Measures of All Grants

**Agency:** CCA Corporation Commission

**Title:** Pipeline Safety Program State Base Grant - GAS

**AFIS Grant No:** CCA22004      **CFDA:** 20.700      **Grantor:** Pipeline Safety Program State Base Grant

**Periodic:** Periodic Renewal      **Start Date:** 1/01/2022      **End Date:** 12/31/2022

**Type of Grant:** Formula Funding      **If Other, Explain:** USDOT- Pipeline Safety Office distribution to participating state programs, based on state budget estimate for gas and hazardous liquid programs as well as the availability of appropriated funds and state program performance.

**Fed. % or \$ Cap:** 80%      **Source of Match:** URRF

**AFIS fund number where the grant is maintained:** CC2000

**Is this American Recovery and Reinvestment Act money (Stimulus)?** No

**Is this from 2020 federal stimulus funding?** No

**Administrative costs are permitted to be paid using this federal money:**

**Description:** To develop, support and maintain inspection and enforcement activities for State gas and hazardous liquid pipeline safety programs.

**Performance Measure:** Total intrastate inspections

FY 2022	FY 2023	FY 2024	FY 2025
194	425	200	200

**Performance Measure Description:**

The number of pipeline inspections conducted within Arizona

**Performance Measure:** Total master meter inspections

FY 2022	FY 2023	FY 2024	FY 2025
690	1,033	1,000	1,000

**Performance Measure Description:**

The number of inspections of master meters

**Performance Measure:** Investigated incidents

FY 2022	FY 2023	FY 2024	FY 2025
235	267	200	200

**Performance Measure Description:**

The number of pipeline safety incidents investigated

**Performance Measure:** Master meter training classes held

FY 2022	FY 2023	FY 2024	FY 2025
-	20	15	15

**Performance Measure Description:**

The number of master meter training classes held

## Listing of Performance Measures of All Grants

Agency: CCA Corporation Commission

## Listing of Performance Measures of All Grants

<b>Agency:</b>	<b>CCA</b>	<b>Corporation Commission</b>
----------------	------------	-------------------------------

**Title:** FY22 National Historical Publications and Records Grants (Corps)

**AFIS Grant No:** CCA22003      **CFDA:** 89.003      **Grantor:** National Historical Publications and Records Grants

**Periodic:** One-Time      **Start Date:** 7/01/2022      **End Date:** 6/30/2023

**Type of Grant:** Competitive Funding      **If Other, Explain:** This grant supports the digitization of historical business records on microfiche to provide public with access to the records.

**Fed. % or \$ Cap:** 75%      **Source of Match:** Public Access Fund

**AFIS fund number where the grant is maintained:** CC2000      **Administrative costs are permitted to be paid using this federal money:**

**Is this American Recovery and Reinvestment Act money (Stimulus)?** No

**Is this from 2020 federal stimulus funding?** No

**Description:** To undertake a wide-range of activities related to the preservation, publication, and use of documentary sources relating to the history of the United States.

**Performance Measure:** Number of microfiche records digitized (images)

FY 2022	FY 2023	FY 2024	FY 2025
-	4,153,156	-	-

**Performance Measure Description:**

Digitize all Corporations Division's microfiche records to make them accessible on the agency website. This is a one-year project. The actual number depends on the actual total image count. The goal is to digitize all microfiche documents owned by Corpor

**Performance Measure:** Upload digital records to enable online public access through eCorp (images)

FY 2022	FY 2023	FY 2024	FY 2025
-	4,153,156	-	-

**Performance Measure Description:**

Upload digitized records to the DocDepot repository system and make them available online for the public. This is a one-year project. The actual number depends on the actual total image count. The goal is to digitize all microfiche documents owned by Corp