

ANNUAL REPORT

Of

Company Name: Bensch Ranch Utilities, LLC
7581 E. Academy Blvd., Ste. 229

Mailing Address: Denver CO
80230

Docket No.: SW-04026A
For the Year Ended: 12/31/18

RECEIVED

APR 15 2019

ARIZONA CORP COMMISSION
UTILITIES DIVISION - DIRECTOR'S OFFICE

WASTEWATER UTILITY

To

Arizona Corporation Commission

Due on April 15th

Email: rdelafuente@azcc.gov, mail or deliver the completed Annual Report to:

Arizona Corporation Commission
Compliance Section - Utilities Division
1200 West Washington Street
Phoenix, Arizona 85007

Application Type: Original Filing
Application Date: 4/11/2019

4-17-19

ARIZONA CORPORATION COMMISSION
WASTEWATER UTILITY ANNUAL REPORT
Bensch Ranch Utilities, LLC
A Class ☐ Utility

1. For the Calendar Year Ended: 12/31/18

2. Address:

7581 E Academy Blvd; Suite 229			
City:	Denver	State:	Colorado
		Zip Code:	80230

3. Telephone Number:

720.949.1384

4. Date of Original Organization of Utility:

11/14/2000

5. Person to whom correspondence should be addressed concerning this report:

Name:

Jason Williamson

Telephone No. :

720.949.1384

Address:

7581 E. Academy Blvd; Suite 229			
City:	Denver	State:	Colorado
		Zip Code:	80230

Email:

jw@pivotalcompanies.com

6. On-Site Manager:

Name:

Patricia Olsen

Telephone No. :

928-300-3291

Address:

3031 E Beaver Creek Rd.			
City:	Rimrock	State:	Arizona
		Zip Code:	86335

Email:

wgort@theriver.com

7. Ownership:

Limited Liability Company ("LLC")

8. Counties Served:

Yavapai

Bensch Ranch Utilities, LLC
Annual Report
Utility Plant in Service (Wastewater)
12/31/18

Utility Plant in Service (Wastewater)							
Account No.	Description	Beginning Year Original Cost	Current Year Additions	Current Year Retirements	Adjusted Original Cost	Accumulated Depreciation	OCI.D (OC less AD)
351	Organization	\$14,816	\$0		\$14,816	\$8,519	\$6,297
352	Franchises				0		0
353	Land and Land Rights	45,000	0		45,000		45,000
354	Structures and Improvements	39,847	0		39,847	15,851	23,996
355	Power Generation Equipment				0		0
360	Collections Wastewater - Force				0		0
361	Collections Wastewater - Gravity	413,468	0		413,468	142,646	270,822
362	Special Collecting Structures				0		0
363	Services to Customers	85,500	0		85,500	29,498	56,002
364	Flow Measuring Devices				0		0
365	Flow Measuring Installations				0		0
366	Reuse Services				0		0
367	Reuse Meters & Meter Installations				0		0
370	Receiving Wells				0		0
371	Pumping Equipment	10,729	0		10,729	10,729	0
374	Reuse Distribution Reservoirs				0		0
375	Reuse Trans. And Distr. Equipment				0		0
380	Treatment and Disposal Equipment	330,212	0		330,212	217,972	112,240
381	Plant Sewers				0		0
382	Outfall Sewer Lines	24,000	0		24,000	11,793	12,207
389	Other Plant and Misc. Equipment				0		0
390	Office Furniture and Equipment				0		0
390.1	Computer & Software				0		0
391	Transportation Equipment				0		0
392	Stores Equipment				0		0
393	Tools, Shop and Garage Equipment				0		0
394	Laboratory Equipment				0		0
395	Power Operated Equipment				0		0
396	Communication Equipment				0		0
397	Miscellaneous Equipment				0		0
398	Other Tangible Plant				0		0
	Totals	\$963,572	\$0	\$0	\$963,572	\$437,007	\$526,565

Instructions: Fill out the Grey Cells with the relevant information. Input 0 or none if there is nothing recorded in that account or there is no applicable information to report.

Bensch Ranch Utilities, LLC
Annual Report
Depreciation Expense for the Current Year (Wastewater)
12/31/18

Depreciation Expense for the Current Year (Wastewater)								
Account No.	Description	Beginning Year Original Cost	Current Year Additions	Current Year Retirements	Adjusted Original Cost	Fully Depreciated/Non- depreciable Plant	Depreciation Percentages	Depreciation Expense
351	Organization	\$14,816	\$0	\$0	\$14,816		0.00%	\$0
352	Franchises	0	0	0	0			0
353	Land and Land Rights	45,000	0	0	45,000		0.00%	0
354	Structures and Improvements	39,847	0	0	39,847		3.33%	1,327
355	Power Generation Equipment	0	0	0	0			0
360	Collections Wastewater - Force	0	0	0	0			0
361	Collections Wastewater - Gravity	413,468	0	0	413,468		2.00%	8,269
362	Special Collecting Structures	0	0	0	0			0
363	Services to Customers	85,500	0	0	85,500		2.00%	1,710
364	Flow Measuring Devices	0	0	0	0			0
365	Flow Measuring Installations	0	0	0	0			0
366	Reuse Services	0	0	0	0			0
367	Reuse Meters & Meter Installations	0	0	0	0			0
370	Receiving Wells	0	0	0	0			0
371	Pumping Equipment	10,729	0	0	10,729		0.00%	0
374	Reuse Distribution Reservoirs	0	0	0	0			0
375	Reuse Trans. And Distr. Equipment	0	0	0	0			0
380	Treatment and Disposal Equipment	330,212	0	0	330,212		5.00%	16,511
381	Plant Sewers	0	0	0	0			0
382	Outfall Sewer Lines	24,000	0	0	24,000		3.33%	799
389	Other Plant and Misc. Equipment	0	0	0	0			0
390	Office Furniture and Equipment	0	0	0	0			0
390.1	Computer & Software	0	0	0	0			0
391	Transportation Equipment	0	0	0	0			0
392	Stores Equipment	0	0	0	0			0
393	Tools, Shop and Garage Equipment	0	0	0	0			0
394	Laboratory Equipment	0	0	0	0			0
395	Power Operated Equipment	0	0	0	0			0
396	Communication Equipment	0	0	0	0			0
397	Miscellaneous Equipment	0	0	0	0			0
398	Other Tangible Plant	0	0	0	0			0
	Subtotal	\$963,572	\$0	\$0	\$963,572	\$0		\$28,616

Contribution(s) in Aid of Construction (Gross) \$567,968
Less: Non Amortizable Contribution(s)
Fully Amortized Contribution(s)
Amortizable Contribution(s) \$567,968
Times: Proposed Amortization Rate 3.17%
Amortization of CIAC \$17,984

Less: Amortization of CIAC \$17,984

DEPRECIATION EXPENSE **\$10,632**

Instructions: Fill out the Grey Cells with the relevant information. Input 0 or none if there is nothing recorded in that account or there is no applicable information to report.

Bensch Ranch Utilities, LLC
Annual Report
Balance Sheet Assets
12/31/18

Balance Sheet Assets				
	Assets		Balance at Beginning of Year (2018)	Balance at End of Year (2018)
Account No.	Current and Accrued Assets			
131	Cash		\$153	\$664
132	Special Deposits			
135	Temporary Cash Investments			
141	Customer Accounts Receivable		464	1,507
142	Other Accounts Receivable			
143	Accumulated Provision for Uncollectable Accounts			
146	Notes Receivable from Associated Companies			
151	Plant Material and Supplies			
162	Prepayments			
173	Accrued Utility Revenue			
174	Miscellaneous Current and Accrued Assets			
	Total Current and Accrued Assets		\$617	\$2,171
	Deferred Debits			
186.1	Deferred Rate Case Expense			
	Total Deferred Debits		\$0	\$0
	Fixed Assets			
101	Utility Plant in Service*		\$963,572	\$963,572
103	Property Held for Future Use			
105	Construction Work in Progress			
108	Accumulated Depreciation (enter as negative)*		(408,391)	(437,007)
121	Non-Utility Property			
122	Accumulated Depreciation - Non Utility			
	Total Fixed Assets		\$555,181	\$526,565
	Total Assets		\$555,798	\$528,735

Instructions: Fill out the Grey Cells with the relevant information. Input 0 or none if there is nothing recorded in that account or there is no applicable information to report.

Note these items feed automatically from the adjusted end of year balance from AR4.

Bensch Ranch Utilities, LLC
Annual Report
Balance Sheet Liabilities and Owners Equity

Balance Sheet Liabilities and Owners Equity				
	Liabilities		Balance at Beginning of Year (2018)	Balance at End of Year (2018)
Account No.	Current Liabilities			
231	Accounts Payable		\$244,887	\$250,787
232	Notes Payable (Current Portion)			
234	Notes Payable to Associated Companies			
235	Customer Deposits			
236	Accrued Taxes			
237	Accrued Interest			
241	Miscellaneous Current and Accrued Liabilities		1,888	1,982
253	Other Deferred Credits			
	Total Current Liabilities		\$246,775	\$252,769
	Long Term Debt			
224	Long Term Debt (Notes and Bonds)		\$237,119	\$232,802
	Total Long Term Debt		\$237,119	\$232,802
	Deferred Credits			
252	Advances in Aid of Construction			
255	Accumulated Deferred Investment Tax Credits			
271	Contributions in Aid of Construction		567,968	567,968
272	Less: Amortization of Contributions		(316,867)	(334,851)
281	Accumulated Deferred Income Tax			
	Total Deferred Credits		\$251,101	\$233,117
	Total Liabilities		\$734,995	\$718,688
	Capital Accounts			
201	Common Stock Issued			
211	Other Paid-In Capital		(148,110)	(171,597)
215	Retained Earnings		(31,087)	(18,356)
218	Proprietary Capital (Sole Props and Partnerships)			
	Total Capital		(\$179,197)	(\$189,953)
	Total Liabilities and Capital		\$555,798	\$528,735

Instructions: Fill out the Grey Cells with the relevent information. Input 0 or none if there is nothing recorded in that account or there is no applicable information to report.

Note: Total liabilities and Capital must match total assets for the beginning and end of the year!

Wastewater Comparative Income Statement			
Account No.	Calendar Year	Current Year 01/01/2018 - 12/31/2018	Last Year 01/01/2017 - 12/31/2017
	Operating Revenue		
521	Flat Rate Revenues	\$15,703	\$15,763
522	Measured Revenues		
534	Rents from Wastewater Property		
536	Other Wastewater Revenues	422	
	Total Revenues	\$16,124	\$15,763
	Operating Expenses		
701	Salaries and Wages		
704	Employee Pensions and Benefits		
710	Purchased Wastewater Treatment		
711	Sludge Removal Expense	690	
715	Purchased Power	4,062	4,353
716	Fuel for Power Production		
718	Chemicals		122
720	Materials and Supplies	44	
720.1	Repairs and Maintenance		
720.2	Office Supplies and Expense		
721	Office Expense		
731	Contractual Services -Engineering	0	0
732	Contractual Services - Accounting	650	800
733	Contractual Services - Legal	0	3,591
734	Contractual Services - Management Fees	8,545	14,113
735	Contractual Services - Testing	8,704	9,873
736	Contractual Services - Other		
740	Rents - Building		
742	Rents - Equipment		
750	Transportation Expenses		
757	Insurance - General Liability	80	266
758	Insurance - Worker's Compensation		
759	Insurance - Other		
760	Advertising Expense		
766	Regulatory Commission Expense - Rate Case		
767	Regulatory Commission Expense - Other	(562)	2,266
770	Bad Debt Expense		
775	Miscellaneous Expense	976	1,117
403	Depreciation Expense (From Schedule AR4)	10,632	12,139
408	Taxes Other Than Income		
408.11	Property Taxes	706	701
408.12	Payroll Taxes		
409	Income Taxes		
	Total Operating Expenses	\$34,527	\$49,341
	Operating Income / (Loss)	(\$18,403)	(\$33,578)
	Other Income / (Expense)		
414	Gain (Loss) on Dispositions		
419	Interest and Dividend Income		
421	Non-Utility Income		
426	Miscellaneous Non-Utility (Expense)		
427	Interest (Expense)		
	Total Other Income / (Expense)	\$0	\$0
	Net Income / (Loss)	(\$18,403)	(\$33,578)

Instructions: Fill out the Grey Cells with the relevant information. Input 0 or none if there is nothing recorded in that account or there is no applicable information to report.

Bensch Ranch Utilities, LLC
 Annual Report
 Full time equivalent employees
 12/31/18

Full time equivalent employees

	Direct Company	Outside service	Total
President			0.0
Vice-president			0.0
Manager			0.0
Engineering Staff			0.0
System Operator(s)			0.0
Customer Service			0.0
Accounting			0.0
Business Office			0.0
Rates Department			0.0
Administrative Staff			0.0
Other			0.0
Total	0.0	0.0	0.0

Instructions: Fill out the Grey Cells with the relevant information. Input 0 or none if there is nothing recorded in that account or there is no applicable information to report. A full-time employee is based on 2080 total hours per year. Please calculate partial employees using 2080 hours.

Bensch Ranch Utilities, LLC
Annual Report
Supplemental Financial Data (Long-Term Debt)
12/31/18

Supplemental Financial Data (Long-Term Debt)				
	Loan #1	Loan #2	Loan #3	Loan #4
Date Issued	6/10/2005			
Source of Loan	Pivotal Utility Management, LLC			
ACC Decision No.	#66650			
Reason for Loan	Plant Eqpt			
Dollar Amt. Issued	\$250,000			
Amount Outstanding	\$225,809			
Date of Maturity	8/1/2015			
Interest Rate	9.75%			
Current Year Interest				
Current Year Principal				

Meter Deposit Balance at Test Year End:	
---	--

Meter Deposits Refunded During the Test Year:	
---	--

List all bonds, notes, loans, and other types of indebtedness in which the proceeds were used in the provision of public utility service. Indebtedness incurred for personal uses by the owner of the utility should not be listed. Input 0 or none if there is nothing to report for that cell.

Wastewater Utility Plant Description

Name of System:	Bensch Ranch Utilities, LLC
Wastewater Inventory Number (if applicable):	105001
Type of Treatment	Other
Design Capacity of Plant (Gallons per day)	58,650

LIFT STATION FACILITIES				
Location	Quantity of Pumps	Horsepower Per Pump	Rated Capacity Per Pump (GPM)	Wet Well Capacity (gals)
Effluent	2	2	150	2000

FORCE MAINS		
Size	Material	Length (Feet)
1.5 inch	PVC	2,883
2 inch	PVC	1,411
2.5 inch	PVC	809
3 inch	PVC	1,511
4 inch	PVC	5,095
5 inch	PVC	388
6 inch	PVC	1,714

MANHOLES	
Type	Quantity
Standard	57
Drop	

CLEANOUTS
Quantity
39

Note: If you are filing for more than one system, please provide separate sheets for each system.
--

Instructions: Fill out the Grey Cells with the relevent information. Input 0 or none if there is nothing recorded in that account or there is no applicable information to report. Copy and paste this sheet as many times as is necessary.
--

Wastewater Utility Plant Description (Continued)					
COLLECTION MAINS			SERVICES/LATERALS		
Sizes (inches)	Material	Length (feet)	Size (inches)	Material	Quantity
4	NA	0	2	PVC	114
6	NA	0	4	NA	0
8	NA	0	6	NA	0
10	NA	0	8	NA	0
12	NA	0			
15	NA	0			
18	NA	0			
21	NA	0			
24	NA	0			
30	NA	0			

For the following five items, list the utility owned assets in each category for each system.

SOLIDS PROCESSING AND HANDLING FACILITIES	Sludge digesting and settling tank
DISINFECTION EQUIPMENT (Chlorinator, Ultra-Violet, Etc.)	Tablet chlorine feed system with contact tank and tablet dechlorination unit
FILTRATION EQUIPMENT (Rapid Sand, Slow Sand, Activated Carbon, Etc.)	N/A
STRUCTURES (Buildings, Fences, Etc.)	Prefabricated metal site operations and equipment building
Other (Laboratory Equipment, Tools, Vehicles, Standby, Power Generators, Etc.)	Diesel standby generator and standard lab equipment

Note: If you are filing for more than one system, please provide separate sheets for each system.

Instructions: Fill out the Grey Cells with the relevent information. Input 0 or none if there is nothing recorded in that account or there is no applicable information to report. Copy and paste this sheet as many times as is necessary.

Bensch Ranch Utilities, LLC
Annual Report
Wastewater Flows
12/31/18

Wastewater Flows					
Month	Number of Services	Total Monthly Sewage Flow	Sewage Flow on Peak Day	Purchased Power Expense ¹	Purchased Power (kWh) ²
January	28	16,575	979	\$415	2,620
February	27	25,278	1,010	269	1,583
March	27	20,723	974	299	1,861
April	27	25,882	974	303	1,870
May	27	26,157	864	364	2,027
June	28	25,174	940	329	1,830
July	30	18,450	851	357	2,023
August	28	30,868	1,714	404	2,353
September	28	33,307	1,110	341	1,940
October	28	29,987	1,130	297	1,682
November	28	29,027	1,094	272	1,685
December	28	33,213	1,408	412	2,718
Totals		314,641	13,048	\$4,062	24,192

Provide the following information as applicable per wastewater system:

Method of Effluent Disposal	Evaporation Ponds
Groundwater Permit Number	none
ADEQ Aquifer Protection Permit ("APP") Number	P105001
ADEQ Reuse Permit Number	none
EPA NPDES Permit Number	N/A
APP Effluent Treatment Requirement (Class)?	B+
Permitted Flow Rate	3,350 gpd
Permitted Organic Capacity	
Hydraulic Capacity	3,350 gpd
Type of Biological Treatment	

In the space below, list all violations within the past 12 months:

Note: If you are filing for more than one system, please provide separate sheets for each system.

1 Enter the total purchased power costs for the power meters associated with this system.

2 Enter the total purchased kWh used by the power meters associated with this system.

Instructions: Fill out the Grey Cells with the relevant information. Input 0 or none if there is nothing recorded in that account or there is no applicable information to report.

Bensch Ranch Utilities, LLC
Annual Report
Property Taxes
12/31/18

Property Taxes	
Amount of actual property taxes paid during Calendar Year 2018 was	\$706

If no property taxes paid, explain why.

Instructions: Fill out the Grey Cells with the relevent information. Input 0 or none if there is nothing recorded in tha is no applicable information to report.

Verification and Sworn Statement (Taxes)

Verification: State of Colorado I, the undersigned of the
(state name)

County of (county name):

Name (owner or official) title:

Company name:

Denver

Jason Williamson

Bensch Ranch Utilities, LLC

RECEIVED

APR 15 2019

ARIZONA CORP COMMISSION
UTILITIES DIVISION - DIRECTOR'S OFFICE

DO SAY THAT THIS ANNUAL UTILITY PROPERTY TAX AND SALES TAX REPORT TO THE ARIZONA CORPORATION COMMISSION.

FOR THE YEAR ENDING:

12/31/18

HAS BEEN PREPARED UNDER MY DIRECTION, FROM THE ORIGINAL BOOKS, PAPERS AND RECORDS OF SAID UTILITY; THAT I HAVE CAREFULLY EXAMINED THE SAME, AND DECLARE THE SAME TO BE A COMPLETE AND CORRECT STATEMENT OF BUSINESS AND AFFAIRS OF SAID UTILITY FOR THE PERIOD COVERED BY THIS REPORT IN RESPECT TO EACH AND EVERY MATTER AND THING SET FORTH, TO THE BEST OF MY KNOWLEDGE, INFORMATION AND BELIEF.

Sworn Statement: I HEREBY ATTEST THAT ALL PROPERTY TAXES FOR SAID COMPANY ARE CURRENT AND PAID IN FULL.

I HEREBY ATTEST THAT ALL SALES TAXES FOR SAID COMPANY ARE CURRENT AND PAID IN FULL.

[Signature]
signature of owner/official

720.949.1384

telephone no.

SUBSCRIBED AND SWORN TO BEFORE ME A NOTARY PUBLIC
IN AND FOR THE COUNTY

THIS

11th

DAY OF

Denver

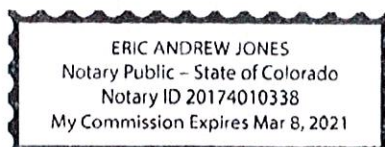
(county name)

April 2019

(month) and (year)

MY COMMISSION EXPIRES

03/08/2021
(date)



[Signature]
(signature of notary public)

Verification and Sworn Statement

Verification:

State of Colorado I, the undersigned of the
(state name)

County of (county name):

0 Denver

Name (owner or official) title:

Jason Williamson

Company name:

Bensch Ranch Utilities, LLC

RECEIVED

APR 15 2019

DO SAY THAT THIS ANNUAL UTILITY PROPERTY TAX AND SALES TAX REPORT TO THE ARIZONA
CORPORATION COMMISSION.

ARIZONA CORPORATION COMMISSION
UTILITIES DIVISION - DIRECTOR'S OFFICE

FOR THE YEAR ENDING: 12/31/18

HAS BEEN PREPARED UNDER MY DIRECTION, FROM THE ORIGINAL BOOKS, PAPERS AND RECORDS OF SAID UTILITY; THAT I HAVE CAREFULLY EXAMINED THE SAME, AND DECLARE THE SAME TO BE A COMPLETE AND CORRECT STATEMENT OF BUSINESS AND AFFAIRS OF SAID UTILITY FOR THE PERIOD COVERED BY THIS REPORT IN RESPECT TO EACH AND EVERY MATTER AND THING SET FORTH, TO THE BEST OF MY KNOWLEDGE, INFORMATION AND BELIEF.

Sworn Statement: IN ACCORDANCE WITH THE REQUIREMENTS OF TITLE 40, ARTICLE 8, SECTION 40-401, ARIZONA REVISED STATUTES, IT IS HEREIN REPORTED THAT THE GROSS OPERATING REVENUE OF SAID UTILITY DERIVED FROM ARIZONA INTRASTATE UTILITY OPERATIONS DURING THE CALENDAR YEAR WAS:

Arizona Intrastate Gross Operating Revenues Only (\$)

\$15,703

(The amount in the box above includes

\$0 in sales taxes

billed or collected)



signature of owner/official

720.949.1384

telephone no.

SUBSCRIBED AND SWORN TO BEFORE ME A NOTARY PUBLIC
IN AND FOR THE COUNTY

THIS

11th

DAY OF

Denver
(county name)
April 2019
(month) and (year)

MY COMMISSION EXPIRES

03/21/2021 03/08/2021
(date)

ERIC ANDREW JONES
Notary Public - State of Colorado
Notary ID 20174010338
My Commission Expires Mar 8, 2021


(signature of notary public)

Verification and Sworn Statement (Residential Revenue)

Verification:

State of Colorado I, the undersigned of the
(state name)

County of (county name):

0 Denver

Name (owner or official) title:

Jason Williamson

Company name:

Bensch Ranch Utilities, LLC

RECEIVED

APR 15 2019

ARIZONA CORP COMMISSION
UTILITIES DIVISION - DIRECTOR'S OFFICE

DO SAY THAT THIS ANNUAL UTILITY PROPERTY TAX AND SALES TAX REPORT TO THE ARIZONA CORPORATION COMMISSION.

FOR THE YEAR ENDING: 12/31/18

HAS BEEN PREPARED UNDER MY DIRECTION, FROM THE ORIGINAL BOOKS, PAPERS AND RECORDS OF SAID UTILITY; THAT I HAVE CAREFULLY EXAMINED THE SAME, AND DECLARE THE SAME TO BE A COMPLETE AND CORRECT STATEMENT OF BUSINESS AND AFFAIRS OF SAID UTILITY FOR THE PERIOD COVERED BY THIS REPORT IN RESPECT TO EACH AND EVERY MATTER AND THING SET FORTH, TO THE BEST OF MY KNOWLEDGE, INFORMATION AND BELIEF.

Sworn Statement: IN ACCORDANCE WITH THE REQUIREMENTS OF TITLE 40, ARTICLE 8, SECTION 40-401, ARIZONA REVISED STATUTES, IT IS HEREIN REPORTED THAT THE GROSS OPERATING REVENUE OF SAID UTILITY DERIVED FROM ARIZONA INTRASTATE UTILITY OPERATIONS RECEIVED FROM RESIDENTIAL CUSTOMERS DURING THE CALENDAR YEAR WAS:


Arizona Intrastate Gross Operating Revenues Only (\$)

\$15,703

(The amount in the box above includes

\$0

in sales taxes
billed or collected)


signature of owner/official

720.949.1384

telephone no.

SUBSCRIBED AND SWORN TO BEFORE ME A NOTARY PUBLIC
IN AND FOR THE COUNTY

Denver
(county name)

THIS

11th


DAY OF

April 2019
(month) and (year)

MY COMMISSION EXPIRES

03/08/2021
(date)

ERIC ANDREW JONES
Notary Public - State of Colorado
Notary ID 20174010338
My Commission Expires Mar 8, 2021


(signature of notary public)

Company Name:	Bensch Ranch Utilities, LLC
Docket No.:	SW-04026A

Name of System:	Bensch Ranch Utilities, LLC	
Wastewater Inventory Number (if applicable):		105001

2018 Utility Shutoffs / Disconnects			
Month	Termination without Notice R14-2-609.B	Termination with Notice R14-2-609.C	Other
January			
February			
March			
April			
May			
June			
July			
August			
September			
October			
November			
December			
Total	0	0	0

Other (description):

Instructions: Fill out the Grey Cells with the relevent information. Input 0 or none if there is nothing recorded in that account or there is no applicable information to report.

RECEIVED

JUN 13 2019

ARIZONA CORP COMMISSION
UTILITIES DIVISION – DIRECTOR'S OFFICE