

ANNUAL REPORT

Of

Company Name:
7581 E. Academy Blvd., Ste. 229

Mailing Address: Denver CO
80230

RECEIVED
BY EMAIL
4/14/2022, 12:00 PM
ARIZONA CORPORATION COMMISSION
UTILITIES DIVISION

Docket No.:
For the Year Ended:

WASTEWATER UTILITY

To

Arizona Corporation Commission

Due on April 15th

Email: Util-Compliance@azcc.gov, mail or deliver the completed Annual Report to:
Arizona Corporation Commission
Compliance Section - Utilities Division
1200 West Washington Street
Phoenix, Arizona 85007

Application Type:
Application Date:

ARIZONA CORPORATION COMMISSION
WASTEWATER UTILITY ANNUAL REPORT
Bensch Ranch Utilities, LLC
A Class Utility

For the Calendar Year Ended:

Primary Address:
City: State: Zip Code:

Telephone Number:

Date of Original Organization of Utility:

Person to whom correspondence should be addressed concerning this report:

Name:
Telephone No. :
Address:
City: State: Zip Code:
Email:

Name:
Telephone No. :
Address:
City: State: Zip Code:
Email:

Name:
Telephone No. :
Address:
City: State: Zip Code:
Email:

Name:
Telephone No. :
Address:
City: State: Zip Code:
Email:

Name:
Telephone No. :
Address:
City: State: Zip Code:
Email:

Ownership:

Counties Served:

Important changes during the year
--

	For those companies not subject to the affiliated interest rules, has there been a change in ownership or direct control during the year?
	If yes, please provide specific details in the box below.

	Has the company been notified by any other regulatory authorities during the year, that they are out of compliance?
	If yes, please provide specific details in the box below.

Utility Plant in Service (Wastewater)							
Account No.	Description	Beginning Year Original Cost	Current Year Additions	Current Year Retirements	Adjusted Original Cost	Accumulated Depreciation	OCLD (OC less AD)
351	Organization	\$14,816			\$14,816		\$14,816
352	Franchises				0		0
353	Land and Land Rights	45,000			45,000		45,000
354	Structures and Improvements	39,847	2,185		42,032	19,868	22,164
355	Power Generation Equipment				0		0
360	Collections Wastewater - Force				0		0
361	Collections Wastewater - Gravity	413,468			413,468	167,454	246,014
362	Special Collecting Structures	950			950	19	931
363	Services to Customers	85,500			85,500	34,628	50,873
364	Flow Measuring Devices				0		0
365	Flow Measuring Installations				0		0
366	Reuse Services				0		0
367	Reuse Meters & Meter Installations				0		0
370	Receiving Wells				0		0
371	Pumping Equipment	10,729			10,729	10,729	0
374	Reuse Distribution Reservoirs				0		0
375	Reuse Trans. And Distr. Equipment				0		0
380	Treatment and Disposal Equipment	330,212			330,212	267,504	62,708
381	Plant Sewers				0		0
382	Outfall Sewer Lines	24,000			24,000	14,190	9,810
389	Other Plant and Misc. Equipment				0		0
390	Office Furniture and Equipment				0		0
390.1	Computer & Software				0		0
391	Transportation Equipment				0		0
392	Stores Equipment				0		0
393	Tools, Shop and Garage Equipment				0		0
394	Laboratory Equipment				0		0
395	Power Operated Equipment				0		0
396	Communication Equipment				0		0
397	Miscellaneous Equipment				0		0
398	Other Tangible Plant				0		0
	Totals	\$964,521	\$2,185	\$0	\$966,706	\$514,392	\$452,315

Instructions: Fill out the Grey Cells with the relevent information. Input 0 or none if there is nothing recorded in that account or there is no applicable information to report.

Bensch Ranch Utilities, LLC
Annual Report
Depreciation Expense for the Current Year (Wastewater)
12/31/21

Depreciation Expense for the Current Year (Wastewater)								
Account No.	Description	Beginning Year Original Cost	Current Year Additions	Current Year Retirements	Adjusted Original Cost	Fully Depreciated/Non-depreciable Plant	Depreciation Percentages	Depreciation Expense
351	Organization	\$14,816	\$0	\$0	\$14,816			\$0
352	Franchises	0	0	0	0			0
353	Land and Land Rights	45,000	0	0	45,000			0
354	Structures and Improvements	39,847	2,185	0	42,032		3.33%	1,363
355	Power Generation Equipment	0	0	0	0			0
360	Collections Wastewater - Force	0	0	0	0			0
361	Collections Wastewater - Gravity	413,468	0	0	413,468		2.00%	8,269
362	Special Collecting Structures	950	0	0	950		2.00%	19
363	Services to Customers	85,500	0	0	85,500		2.00%	1,710
364	Flow Measuring Devices	0	0	0	0			0
365	Flow Measuring Installations	0	0	0	0			0
366	Reuse Services	0	0	0	0			0
367	Reuse Meters & Meter Installations	0	0	0	0			0
370	Receiving Wells	0	0	0	0			0
371	Pumping Equipment	10,729	0	0	10,729	10,729	0.00%	0
374	Reuse Distribution Reservoirs	0	0	0	0			0
375	Reuse Trans. And Distr. Equipment	0	0	0	0			0
380	Treatment and Disposal Equipment	330,212	0	0	330,212		5.00%	16,511
381	Plant Sewers	0	0	0	0			0
382	Outfall Sewer Lines	24,000	0	0	24,000		3.33%	799
389	Other Plant and Misc. Equipment	0	0	0	0			0
390	Office Furniture and Equipment	0	0	0	0			0
390.1	Computer & Software	0	0	0	0			0
391	Transportation Equipment	0	0	0	0			0
392	Stores Equipment	0	0	0	0			0
393	Tools, Shop and Garage Equipment	0	0	0	0			0
394	Laboratory Equipment	0	0	0	0			0
395	Power Operated Equipment	0	0	0	0			0
396	Communication Equipment	0	0	0	0			0
397	Miscellaneous Equipment	0	0	0	0			0
398	Other Tangible Plant	0	0	0	0			0
	Subtotal	\$964,521	\$2,185	\$0	\$966,706	\$10,729		\$28,671

Contribution(s) in Aid of Construction (Gross)	\$567,968
Less: Non Amortizable Contribution(s)	
Fully Amortized Contribution(s)	
Amortizable Contribution(s)	\$567,968
Times: Proposed Amortization Rate	3.20%
Amortization of CIAC	\$18,171
Less: Amortization of CIAC	\$18,171
DEPRECIATION EXPENSE	\$10,500

Instructions: Fill out the Grey Cells with the relevant information. Input 0 or none if there is nothing recorded in that account or there is no applicable information to report.

Bensch Ranch Utilities, LLC
Annual Report
Balance Sheet Assets
12/31/21

Balance Sheet Assets				
	Assets		Balance at Beginning of Year (2021)	Balance at End of Year (2021)
Account No.	Current and Accrued Assets			
131	Cash		\$286	\$902
132	Special Deposits			
135	Temporary Cash Investments			
141	Customer Accounts Receivable		2,258	2,431
142	Other Accounts Receivable			
143	Accumulated Provision for Uncollectable Accounts			
146	Notes Receivable from Associated Companies			
151	Plant Material and Supplies			
162	Prepayments			
173	Accrued Utility Revenue			
174	Miscellaneous Current and Accrued Assets			
	Total Current and Accrued Assets		\$2,544	\$3,334
	Deferred Debits			
186.1	Deferred Rate Case Expense			
	Total Deferred Debits		\$0	\$0
	Fixed Assets			
101	Utility Plant in Service*		\$964,521	\$966,706
103	Property Held for Future Use			
105	Construction Work in Progress			
108	Accumulated Depreciation (enter as negative)*		(485,721)	(514,392)
121	Non-Utility Property			
122	Accumulated Depreciation - Non Utility			
	Total Fixed Assets		\$478,801	\$452,315
	Total Assets		\$481,344	\$455,648

Instructions: Fill out the Grey Cells with the relevant information. Input 0 or none if there is nothing recorded in that account or there is no applicable information to report.

Note these items feed automatically from the adjusted end of year balance from AR4.

Bensch Ranch Utilities, LLC
 Annual Report
 Balance Sheet Liabilities and Owners Equity

Balance Sheet Liabilities and Owners Equity				
	Liabilities		Balance at Beginning of Year (2021)	Balance at End of Year (2021)
Account No.	Current Liabilities			
231	Accounts Payable		\$274,922	\$274,820
232	Notes Payable (Current Portion)			
234	Notes Payable to Associated Companies		2,938	0
235	Customer Deposits		938	376
236	Accrued Taxes			
237	Accrued Interest			
241	Miscellaneous Current and Accrued Liabilities			
253	Other Deferred Credits			
	Total Current Liabilities		\$278,798	\$275,196
	Long Term Debt			
224	Long Term Debt (Notes and Bonds)		\$225,809	\$0
	Total Long Term Debt		\$225,809	\$0
	Deferred Credits			
252	Advances in Aid of Construction			
255	Accumulated Deferred Investment Tax Credits			
271	Contributions in Aid of Construction		567,968	567,968
272	Less: Amortization of Contributions		(365,968)	(384,139)
281	Accumulated Deferred Income Tax			
	Total Deferred Credits		\$202,000	\$183,829
	Total Liabilities		\$706,607	\$459,025
	Capital Accounts			
201	Common Stock Issued			
211	Other Paid-In Capital		(198,953)	10,330
215	Retained Earnings		(26,310)	(13,707)
218	Proprietary Capital (Sole Props and Partnerships)			
	Total Capital		(\$225,263)	(\$3,378)
	Total Liabilities and Capital		\$481,344	\$455,648

Instructions: Fill out the Grey Cells with the relevant information. Input 0 or none if there is nothing recorded in that account or there is no applicable information to report.

Note: Total liabilities and Capital must match total assets for the beginning and end of the year!

Bensch Ranch Utilities, LLC
Annual Report
Wastewater Comparative Income Statement
12/31/21

Wastewater Comparative Income Statement			
Account No.	Calendar Year	Current Year 01/01/2021 -	Last Year 01/01/2020 -
	Operating Revenue		
521	Flat Rate Revenues	\$19,187	\$16,630
522	Measured Revenues		
534	Rents from Wastewater Property		
536	Other Wastewater Revenues	2,419	396
	Total Revenues	\$21,607	\$17,026
	Operating Expenses		
701	Salaries and Wages		
704	Employee Pensions and Benefits		
710	Purchased Wastewater Treatment		
711	Sludge Removal Expense		
715	Purchased Power	8,857	5,543
716	Fuel for Power Production		
718	Chemicals	1,211	1,433
720	Materials and Supplies		100
720.1	Repairs and Maintenance		
720.2	Office Supplies and Expense		
721	Office Expense		
731	Contractual Services -Engineering		
732	Contractual Services - Accounting	700	700
733	Contractual Services - Legal		
734	Contractual Services - Management Fees	9,120	5,500
735	Contractual Services - Testing	5,766	7,119
736	Contractual Services - Other	511	3,045
740	Rents - Building		
742	Rents - Equipment		
750	Transportation Expenses	878	858
757	Insurance - General Liability		118
758	Insurance - Worker's Compensation		
759	Insurance - Other		
760	Advertising Expense		
766	Regulatory Commission Expense - Rate Case	5,863	
767	Regulatory Commission Expense - Other	(17)	(1,087)
770	Bad Debt Expense	869	
775	Miscellaneous Expense	1,493	615
403	Depreciation Expense (From Schedule AR4)	10,500	11,782
408	Taxes Other Than Income		
408.11	Property Taxes	761	716
408.12	Payroll Taxes		
409	Income Taxes		
	Total Operating Expenses	\$46,512	\$36,442
	Operating Income / (Loss)	(\$24,906)	(\$19,415)
	Other Income / (Expense)		
414	Gain (Loss) on Dispositions		
419	Interest and Dividend Income		
421	Non-Utility Income	12,500	3
426	Miscellaneous Non-Utility (Expense)	(1,290)	
427	Interest (Expense)	(11)	11
	Total Other Income / (Expense)	\$11,199	\$14
	Net Income / (Loss)	(\$13,707)	(\$19,402)

Instructions: Fill out the Grey Cells with the relevant information. Input 0 or none if there is nothing recorded in that account or there is no applicable information to report.

Full time equivalent employees

	Direct Company	Allocated	Outside service	Total
President				0.0
Vice-president				0.0
Manager				0.0
Engineering Staff				0.0
System Operator(s)			0.1	0.1
Customer Service			0.1	0.1
Accounting				0.0
Business Office				0.0
Rates Department				0.0
Administrative Staff			0.1	0.1
Other				0.0
Total	0.0	0.0	0.3	0.3

Instructions: Fill out the Grey Cells with the relevant information. Input 0 or none if there is nothing recorded in that account or there is no applicable information to report. A full-time employee is based on 2080 total hours per year. Please calculate partial employees using 2080 hours.

Supplemental Financial Data (Long-Term Debt)				
	Loan #1	Loan #2	Loan #3	Loan #4
Date Issued				
Source of Loan				
ACC Decision No.				
Reason for Loan				
Dollar Amt. Issued				
Amount Outstanding				
Date of Maturity				
Interest Rate				
Current Year Interest				
Current Year Principal				

Meter Deposit Balance at Test Year End:	
---	--

Meter Deposits Refunded During the Test Year:	
---	--

<i>List all bonds, notes, loans, and other types of indebtedness in which the proceeds were used in the provision of public utility service. Indebtedness incurred for personal uses by the owner of the utility should <u>not</u> be listed. Input 0 or none if there is nothing to report for that cell.</i>

Wastewater Utility Plant Description	
---	--

Name of System:	Bensch Ranch Utilities, LLC
Wastewater Inventory Number (if applicable):	105001
Type of Treatment	Other
Design Capacity of Plant (Gallons per day)	58650

LIFT STATION FACILITIES					
Location	Quantity of Pumps	Horsepower Per Pump	Rated Capacity Per Pump (GPM)	Wet Well Capacity (gals)	Year Constructed
Effluent	2	2	150	2000	

FORCE MAINS		
Size	Material	Length (Feet)
1.5 inch	PVC	2,883
2 inch	PVC	1,411
2.5 inch	PVC	809
3 inch	PVC	1,511
4 inch	PVC	5,095
5 inch	PVC	388
6 inch	PVC	1,714

MANHOLES	
Type	Quantity
Standard	57
Drop	

CLEANOUTS	
	Quantity
	39

Note: If you are filing for more than one system, please provide separate sheets for each system.

Instructions: Fill out the Grey Cells with the relevent information. Input 0 or none if there is nothing recorded in that account or there is no applicable information to report. Copy and paste this sheet as many times as is necessary.

Wastewater Utility Plant Description (Continued)					
GRAVITY MAINS			SERVICES/LATERALS		
Sizes (inches)	Material	Length (feet)	Size (inches)	Material	Quantity
4	NA	0	2	PVC	114
6	NA	0	4	NA	0
8	NA	0	6	NA	0
10	NA	0	8	NA	0
12	NA	0			
15	NA	0			
18	NA	0			
21	NA	0			
24	NA	0			
30	NA	0			

For the following five items, list the utility owned assets in each category for each system.

SOLIDS PROCESSING AND HANDLING FACILITIES	Sludge digesting and settling tank
DISINFECTION EQUIPMENT (Chlorinator, Ultra-Violet, Etc.)	Tablet chlorine feed system with contact tank and tablet dechlorination unit
FILTRATION EQUIPMENT (Rapid Sand, Slow Sand, Activated Carbon, Etc.)	N/A
STRUCTURES (Buildings, Fences, Etc.)	Prefabricated metal site operations and equipment building. Effluent Percolation Pond
Other (Laboratory Equipment, Tools, Vehicles, Standby, Power Generators, Etc.)	Standard lab equipment

Note: If you are filing for more than one system, please provide separate sheets for each system.

Instructions: Fill out the Grey Cells with the relevant information. Input 0 or none if there is nothing recorded in that account or there is no applicable information to report. Copy and paste this sheet as many times as is necessary.

Wastewater Flows					
Month	Number of Services	Total Monthly Sewage Flow (Gallons)	Sewage Flow on Peak Day	Purchased Power Expense ¹	Purchased Power (kWh) ²
January	30	36,335	1,300	\$558	4,039
February	30	32,645	1,300	557	4,057
March	30	36,963	1,300	574	4,197
April	30	31,753	1,500	464	3,247
May	30	28,605	1,100	700	4,455
June	31	33,777	1,300	924	6,697
July	31	34,988	1,200	897	6,369
August	29	38,514	1,500	890	6,258
September	30	39,475	1,400	926	6,643
October	33	37,000	1,400	791	5,117
November	33	32,934	1,400	741	5,580
December	33	39,423	1,600	835	6,837
Totals		422,412	16,300	\$8,857	63,496

Provide the following information as applicable per wastewater system:

Method of Effluent Disposal	Evaporation Ponds
Groundwater Permit Number	none
ADEQ Aquifer Protection Permit ("APP") Number	P105001
ADEQ Reuse Permit Number	none
EPA NPDES Permil Number	N/A
APP Effluent Treatment Requirement (Class)?	B+
Permitted Flow Rate	3350 gpd
Permitted Organic Capacity	
Hydraulic Capacity	3350 gpd
Type of Biological Treatment	

In the space below, list all violations within the past 12 months:

Note: If you are filing for more than one system, please provide separate sheets for each system.

¹ Enter the total purchased power costs for the power meters associated with this system.
² Enter the total purchased kWh used by the power meters associated with this system.

Instructions: Fill out the Grey Cells with the relevent information. Input 0 or none if there is nothing recorded in that account or there is no applicable information to report.

Other Wastewater System Information

Provide a calculation used to determine the value of one wastewater equivalent residential connection (ERC).

Use one of the following methods:

- (a) If actual flow data are available from the preceding 12 months, divide the total annual single family residence (SFR) gallons sold by the average number of single family residence customers for the same period and divide the result by 365 days.
- (b) If no historical flow data are available, use:
 $ERC = (\text{Total SFR gallons treated (Omit 000)} / 365 \text{ days} / 280 \text{ gallons per day})$

For wastewater only utilities:

Subtract all general use and other non residential customer gallons from the total gallons treated. Divide the remainder (SFR customers) by 365 days to reveal single family residence customer gallons per day.

NOTE: Total gallons treated includes both treated and purchased treatment.

ERC
Method used:

What is the present system connection capacity (in ERCs *) using existing lines?

What is the future system connection capacity (in ERCs *) upon service area buildout?

Describe any plans and estimated completion dates for any enlargements or improvements of this system.

If the utility uses reuse as a means of effluent disposal, attach a list of the reuse end users and the amount of reuse provided to each, if known.

If the utility does not engage in reuse, has a reuse feasibility study been completed?

If so, when?

Bensch Ranch Utilities, LLC
 Annual Report
 Utility Shutoffs / Disconnects
 12/31/21

Utility Shutoffs / Disconnects	
Name of System:	Bensch Ranch Utilities, LLC
Wastewater Inventory Number (if applicable):	105001

Month	Termination without Notice R14-2-609.B	Termination with Notice R14-2-609.C	Other
January			
February			
March			
April			
May			
June			
July			
August			
September			
October			
November			
December			
Total	0	0	0

Other (description):

Instructions: Fill out the Grey Cells with the relevent information. Input 0 or none if there is nothing recorded in that account or there is no applicable information to report.

Property Taxes

Amount of actual property taxes paid during Calendar Year 2021 was

\$761

If no property taxes paid, explain why.

Instructions: Fill out the Grey Cells with the relevant information. Input 0 or none if there is nothing recorded in that account or there is no applicable information to report.

Verification and Sworn Statement (Taxes)

Verification: State of Colorado I, the undersigned of the
(state name)


County of (county name): Denver
Name (owner or official) title: Jason Williamson
Company name: Bensch Ranch Utilities, LLC

DO SAY THAT THIS ANNUAL UTILITY PROPERTY TAX AND SALES TAX REPORT TO THE ARIZONA CORPORATION COMMISSION.

FOR THE YEAR ENDING: 12/31/21

HAS BEEN PREPARED UNDER MY DIRECTION, FROM THE ORIGINAL BOOKS, PAPERS AND RECORDS OF SAID UTILITY; THAT I HAVE CAREFULLY EXAMINED THE SAME, AND DECLARE THE SAME TO BE A COMPLETE AND CORRECT STATEMENT OF BUSINESS AND AFFAIRS OF SAID UTILITY FOR THE PERIOD COVERED BY THIS REPORT IN RESPECT TO EACH AND EVERY MATTER AND THING SET FORTH, TO THE BEST OF MY KNOWLEDGE, INFORMATION AND BELIEF.

Sworn Statement: I HEREBY ATTEST THAT ALL PROPERTY TAXES FOR SAID COMPANY ARE CURRENT AND PAID IN FULL.



signature of owner/official

720.949.1384

telephone no.

SUBSCRIBED AND SWORN TO BEFORE ME A NOTARY PUBLIC
IN AND FOR THE COUNTY

THIS

14th

DAY OF

Denver

(county name)

Apr 2022

(month) and (year)

MY COMMISSION EXPIRES

03/22/2025
(date)

Eric Andrew Jones
NOTARY PUBLIC
STATE OF COLORADO
NOTARY ID# 20174010338
MY COMMISSION EXPIRES 03/22/2025


(signature of notary public)

Verification and Sworn Statement

Verification:

State of Colorado I, the undersigned of the
(state name)
County of (county name): 0 Denver
Name (owner or official) title: Jason Williamson
Company name: Bensch Ranch Utilities, LLC


DO SAY THAT THIS ANNUAL UTILITY PROPERTY TAX AND SALES TAX REPORT TO THE ARIZONA CORPORATION COMMISSION.

FOR THE YEAR ENDING: 12/31/21

HAS BEEN PREPARED UNDER MY DIRECTION, FROM THE ORIGINAL BOOKS, PAPERS AND RECORDS OF SAID UTILITY; THAT I HAVE CAREFULLY EXAMINED THE SAME, AND DECLARE THE SAME TO BE A COMPLETE AND CORRECT STATEMENT OF BUSINESS AND AFFAIRS OF SAID UTILITY FOR THE PERIOD COVERED BY THIS REPORT IN RESPECT TO EACH AND EVERY MATTER AND THING SET FORTH, TO THE BEST OF MY KNOWLEDGE, INFORMATION AND BELIEF.

Sworn Statement: IN ACCORDANCE WITH THE REQUIREMENTS OF TITLE 40, ARTICLE 8, SECTION 40-401, ARIZONA REVISED STATUTES, IT IS HEREIN REPORTED THAT THE GROSS OPERATING REVENUE OF SAID UTILITY DERIVED FROM ARIZONA INTRASTATE UTILITY OPERATIONS DURING THE CALENDAR YEAR WAS:

Arizona Intrastate Gross Operating Revenues Only (\$)
\$21,607
(The amount in the box above includes
\$0 in sales taxes
billed or collected)



signature of owner/official
720.949.1384
telephone no.

SUBSCRIBED AND SWORN TO BEFORE ME A NOTARY PUBLIC
IN AND FOR THE COUNTY

THIS 14th DAY OF Denver
Apr 2022
(month) and (year)

MY COMMISSION EXPIRES 03/22/2025
(date)

Eric Andrew Jones
NOTARY PUBLIC
STATE OF COLORADO
NOTARY ID# 20174010338
MY COMMISSION EXPIRES 03/22/2025


(signature of notary public)

Verification and Sworn Statement (Residential Revenue)

Verification:

State of Colorado I, the undersigned of the
(state name)

County of (county name): 0 Denver
Name (owner or official) title: Jason Williamson
Company name: Bensch Ranch Utilities, LLC

DO SAY THAT THIS ANNUAL UTILITY PROPERTY TAX AND SALES TAX REPORT TO THE ARIZONA CORPORATION COMMISSION.

FOR THE YEAR ENDING: 12/31/21

HAS BEEN PREPARED UNDER MY DIRECTION, FROM THE ORIGINAL BOOKS, PAPERS AND RECORDS OF SAID UTILITY; THAT I HAVE CAREFULLY EXAMINED THE SAME, AND DECLARE THE SAME TO BE A COMPLETE AND CORRECT STATEMENT OF BUSINESS AND AFFAIRS OF SAID UTILITY FOR THE PERIOD COVERED BY THIS REPORT IN RESPECT TO EACH AND EVERY MATTER AND THING SET FORTH, TO THE BEST OF MY KNOWLEDGE, INFORMATION AND BELIEF.


Sworn Statement: IN ACCORDANCE WITH THE REQUIREMENTS OF TITLE 40, ARTICLE 8, SECTION 40-401, ARIZONA REVISED STATUTES, IT IS HEREIN REPORTED THAT THE GROSS OPERATING REVENUE OF SAID UTILITY DERIVED FROM ARIZONA INTRASTATE UTILITY OPERATIONS RECEIVED FROM RESIDENTIAL CUSTOMERS DURING THE CALENDAR YEAR WAS:

Arizona Intrastate Gross Operating Revenues Only (\$)

\$21,607

(The amount in the box above includes

\$0 in sales taxes
billed or collected)


signature of owner/official

720.949.1384
telephone no.


SUBSCRIBED AND SWORN TO BEFORE ME A NOTARY PUBLIC
IN AND FOR THE COUNTY

Denver
(county name)

THIS 14th DAY OF Apr 2022
(month) and (year)

MY COMMISSION EXPIRES 03/22/2025
(date)

Eric Andrew Jones
NOTARY PUBLIC
STATE OF COLORADO
NOTARY ID# 20174010338
MY COMMISSION EXPIRES 03/22/2025


(signature of notary public)

for Income Tax Statement of Certification

Verification:

State of Colorado I, the undersigned of the
(state name)

County of (county name): 0 Denver
Name (owner or official) title: Jason Williamson
Company name: Bensch Ranch Utilities, LLC

FOR THE YEAR ENDING: 12/31/21

Sworn Statement: IN ACCORDANCE WITH THE REQUIREMENTS OF DECISION NO. 77084, BECAUSE THE UTILITY REQUIRES THE GROSS UP OF ADVANCES AND CONTRIBUTIONS, I HEREBY STATE THAT THE UTILITY A NET INCREASE IN CURRENT INCOME TAX EXPENSE OR A DECREASE IN DEFERRED TAX ASSET FOR A CARRY FORWARD ACCORDING TO GAAP IN AN AMOUNT EQUAL TO OR GREATER THAN THE AMOUNT OF THE REQUIRED GROSS UP PAID BY DEVELOPERS IN THE PERIOD COVERED BY THIS ANNUAL REPORT.



signature of owner/official

720.949.1384


telephone no.

SUBSCRIBED AND SWORN TO BEFORE ME A NOTARY PUBLIC
IN AND FOR THE COUNTY Denver
(county name)

THIS 14th DAY OF Apr 2022
(month) and (year)

MY COMMISSION EXPIRES 03/22/2025
(date)

Eric Andrew Jones
NOTARY PUBLIC
STATE OF COLORADO
NOTARY ID# 20174010338
MY COMMISSION EXPIRES 03/22/2025



(signature of notary public)