

<b>ANNUAL REPORT</b>
----------------------

Of

Company Name: 

Bensch Ranch Utilities, LLC
-----------------------------

  
7581 E. Academy Blvd., Ste. 229

Mailing Address:      Denver                      CO  
   80230

Docket No.: 

SW-04026A
-----------

  
For the Year Ended: 

12/31/22
----------

**WASTEWATER UTILITY**

To

Arizona Corporation Commission

**Due on April 15th**

Email: Util-Compliance@azcc.gov, mail or deliver the completed Annual Report to:  
Arizona Corporation Commission  
Compliance Section - Utilities Division  
1200 West Washington Street  
Phoenix, Arizona 85007

Application Type: 

Original Filing
-----------------

  
Application Date: 

4/14/2023
-----------

ARIZONA CORPORATION COMMISSION  
WASTEWATER UTILITY ANNUAL REPORT  
Bensch Ranch Utilities, LLC  
A Class ☐ Utility

For the Calendar Year Ended: 12/31/22

Primary Address:   
City:  State:  Zip Code:

Telephone Number:

Date of Original Organization of Utility:

Person to whom correspondence should be addressed concerning this report:

Name:   
Telephone No. :   
Address:   
City:  State:  Zip Code:   
Email:

Name:   
Telephone No. :   
Address:   
City:  State:  Zip Code:   
Email:

Name:   
Telephone No. :   
Address:   
City:  State:  Zip Code:   
Email:

Name:   
Telephone No. :   
Address:   
City:  State:  Zip Code:   
Email:

Name:   
Telephone No. :   
Address:   
City:  State:  Zip Code:   
Email:

Ownership:

Counties Served:

ARIZONA CORPORATION COMMISSION  
WATER UTILITY ANNUAL REPORT  
Bensch Ranch Utilities, LLC

Important changes during the year
-----------------------------------

	For those companies not subject to the affiliated interest rules, has there been a change in ownership or direct control during the year?
--	---

	If yes, please provide specific details in the box below.
--	---

	Bensch Ranch Utilities, LLC was purchased by JW Water Holdings, LLC and is now a wholly owned subsidiary of JW Water Holdings.
--	--

	Has the company been notified by any other regulatory authorities during the year, that they are out of compliance?
--	---

	If yes, please provide specific details in the box below.
--	---

	Yes, the company has exceeded the permit requirement for flows, and has made application to ADEQ to move to a new compliance table in their existing APP permit.
--	--

Utility Plant in Service (Wastewater)							
Account No.	Description	Beginning Year Original Cost	Current Year Additions	Current Year Retirements	Adjusted Original Cost	Accumulated Depreciation	OCLD (OC less AD)
351	Organization	\$14,816			\$14,816		\$14,816
352	Franchises				0		0
353	Land and Land Rights	45,000			45,000		45,000
354	Structures and Improvements	42,032			42,032	21,268	20,764
355	Power Generation Equipment				0		0
360	Collections Wastewater - Force				0		0
361	Collections Wastewater - Gravity	413,468			413,468	175,724	237,744
362	Special Collecting Structures	950			950	38	912
363	Services to Customers	85,500			85,500	36,338	49,163
364	Flow Measuring Devices				0		0
365	Flow Measuring Installations				0		0
366	Reuse Services				0		0
367	Reuse Meters & Meter Installations				0		0
370	Receiving Wells				0		0
371	Pumping Equipment	10,729	1,300		12,029	10,810	1,219
374	Reuse Distribution Reservoirs				0		0
375	Reuse Trans. And Distr. Equipment				0		0
380	Treatment and Disposal Equipment	330,212			330,212	284,015	46,197
381	Plant Sewers				0		0
382	Outfall Sewer Lines	24,000			24,000	14,989	9,011
389	Other Plant and Misc. Equipment				0		0
390	Office Furniture and Equipment				0		0
390.1	Computer & Software				0		0
391	Transportation Equipment				0		0
392	Stores Equipment				0		0
393	Tools, Shop and Garage Equipment				0		0
394	Laboratory Equipment				0		0
395	Power Operated Equipment				0		0
396	Communication Equipment				0		0
397	Miscellaneous Equipment				0		0
398	Other Tangible Plant				0		0
	<b>Totals</b>	<b>\$966,706</b>	<b>\$1,300</b>	<b>\$0</b>	<b>\$968,006</b>	<b>\$543,181</b>	<b>\$424,825</b>

**Instructions:** Fill out the Grey Cells with the relevant information. Input 0 or none if there is nothing recorded in that account or there is no applicable information to report.

Bensch Ranch Utilities, LLC  
Annual Report  
Depreciation Expense for the Current Year (Wastewater)  
12/31/22

Depreciation Expense for the Current Year (Wastewater)								
Account No.	Description	Beginning Year Original Cost	Current Year Additions	Current Year Retirements	Adjusted Original Cost	Fully Depreciated/Non- depreciable Plant	Depreciation Percentages	Depreciation Expense
351	Organization	\$14,816	\$0	\$0	\$14,816			\$0
352	Franchises	0	0	0	0			0
353	Land and Land Rights	45,000	0	0	45,000			0
354	Structures and Improvements	42,032	0	0	42,032		3.33%	1,400
355	Power Generation Equipment	0	0	0	0			0
360	Collections Wastewater - Force	0	0	0	0			0
361	Collections Wastewater - Gravity	413,468	0	0	413,468		2.00%	8,269
362	Special Collecting Structures	950	0	0	950		2.00%	19
363	Services to Customers	85,500	0	0	85,500		2.00%	1,710
364	Flow Measuring Devices	0	0	0	0			0
365	Flow Measuring Installations	0	0	0	0			0
366	Reuse Services	0	0	0	0			0
367	Reuse Meters & Meter Installations	0	0	0	0			0
370	Receiving Wells	0	0	0	0			0
371	Pumping Equipment	10,729	1,300	0	12,029	10,729	12.50%	81
374	Reuse Distribution Reservoirs	0	0	0	0			0
375	Reuse Trans. And Distr. Equipment	0	0	0	0			0
380	Treatment and Disposal Equipment	330,212	0	0	330,212		5.00%	16,511
381	Plant Sewers	0	0	0	0			0
382	Outfall Sewer Lines	24,000	0	0	24,000		3.33%	799
389	Other Plant and Misc. Equipment	0	0	0	0			0
390	Office Furniture and Equipment	0	0	0	0			0
390.1	Computer & Software	0	0	0	0			0
391	Transportation Equipment	0	0	0	0			0
392	Stores Equipment	0	0	0	0			0
393	Tools, Shop and Garage Equipment	0	0	0	0			0
394	Laboratory Equipment	0	0	0	0			0
395	Power Operated Equipment	0	0	0	0			0
396	Communication Equipment	0	0	0	0			0
397	Miscellaneous Equipment	0	0	0	0			0
398	Other Tangible Plant	0	0	0	0			0
	<b>Subtotal</b>	\$966,706	\$1,300	\$0	\$968,006	\$10,729		\$28,789

Contribution(s) in Aid of Construction (Gross)

\$567,968

Less: Non Amortizable Contribution(s)

Fully Amortized Contribution(s)

Amortizable Contribution(s)

\$567,968

Times: Proposed Amortization Rate

3.17%

**Amortization of CIAC**

\$18,004

Less: Amortization of CIAC **\$18,004**

**DEPRECIATION EXPENSE \$10,785**

**Instructions:** Fill out the Grey Cells with the relevant information. Input 0 or none if there is nothing recorded in that account or there is no applicable information to report.

Bensch Ranch Utilities, LLC  
Annual Report  
Balance Sheet Assets  
12/31/22

Balance Sheet Assets				
	Assets		Balance at Beginning of Year (2022)	Balance at End of Year (2022)
Account No.	Current and Accrued Assets			
131	Cash		\$902	\$1,265
132	Special Deposits			
135	Temporary Cash Investments			
141	Customer Accounts Receivable		2,431	3,930
142	Other Accounts Receivable			
143	Accumulated Provision for Uncollectable Accounts			
146	Notes Receivable from Associated Companies			
151	Plant Material and Supplies			
162	Prepayments			
173	Accrued Utility Revenue			
174	Miscellaneous Current and Accrued Assets			
	<b>Total Current and Accrued Assets</b>		<b>\$3,334</b>	<b>\$5,195</b>
	<b>Deferred Debits</b>			
186.1	Deferred Rate Case Expense			
	<b>Total Deferred Debits</b>		<b>\$0</b>	<b>\$0</b>
	<b>Fixed Assets</b>			
101	Utility Plant in Service*		\$966,706	\$968,006
103	Property Held for Future Use			
105	Construction Work in Progress			
108	Accumulated Depreciation (enter as negative)*		(514,392)	(543,181)
121	Non-Utility Property			
122	Accumulated Depreciation - Non Utility			
	<b>Total Fixed Assets</b>		<b>\$452,314</b>	<b>\$424,825</b>
	<b>Total Assets</b>		<b>\$455,648</b>	<b>\$430,020</b>

**Instructions:** Fill out the Grey Cells with the relevant information. Input 0 or none if there is nothing recorded in that account or there is no applicable information to report.

Note these items feed automatically from the adjusted end of year balance from AR4.

Bensch Ranch Utilities, LLC  
Annual Report  
Balance Sheet Liabilities and Owners Equity

Balance Sheet Liabilities and Owners Equity				
	Liabilities		Balance at Beginning of Year (2022)	Balance at End of Year (2022)
<b>Account No.</b>	<b>Current Liabilities</b>			
231	Accounts Payable		\$274,820	\$6,149
232	Notes Payable (Current Portion)			
234	Notes Payable to Associated Companies		0	100
235	Customer Deposits		376	752
236	Accrued Taxes			
237	Accrued Interest			
241	Miscellaneous Current and Accrued Liabilities			
253	Other Deferred Credits			
	<b>Total Current Liabilities</b>		<b>\$275,196</b>	<b>\$7,001</b>
	<b>Long Term Debt</b>			
224	Long Term Debt (Notes and Bonds)		\$0	
	<b>Total Long Term Debt</b>		<b>\$0</b>	<b>\$0</b>
	<b>Deferred Credits</b>			
252	Advances in Aid of Construction			
255	Accumulated Deferred Investment Tax Credits			
271	Contributions in Aid of Construction		567,968	567,968
272	Less: Amortization of Contributions		(384,139)	(402,143)
281	Accumulated Deferred Income Tax			
	<b>Total Deferred Credits</b>		<b>\$183,829</b>	<b>\$165,825</b>
	<b>Total Liabilities</b>		<b>\$459,025</b>	<b>\$172,826</b>
	<b>Capital Accounts</b>			
201	Common Stock Issued			
211	Other Paid-In Capital		10,330	270,559
215	Retained Earnings		(13,707)	(13,365)
218	Proprietary Capital (Sole Props and Partnerships)			
	<b>Total Capital</b>		<b>(\$3,378)</b>	<b>\$257,194</b>
	<b>Total Liabilities and Capital</b>		<b>\$455,648</b>	<b>\$430,020</b>

**Instructions:** Fill out the Grey Cells with the relevent information. Input 0 or none if there is nothing recorded in that account or there is no applicable information to report.

**Note: Total liabilities and Capital must match total assets for the beginning and end of the year!**

Wastewater Comparative Income Statement			
Account No.	Calendar Year	Current Year 01/01/2022 -	Last Year 01/01/2021 -
	<b>Operating Revenue</b>		
521	Flat Rate Revenues	\$31,575	\$19,187
522	Measured Revenues		
534	Rents from Wastewater Property		
536	Other Wastewater Revenues	(980)	2,419
	<b>Total Revenues</b>	<b>\$30,595</b>	<b>\$21,607</b>
	<b>Operating Expenses</b>		
701	Salaries and Wages	\$420	
704	Employee Pensions and Benefits	17	
710	Purchased Wastewater Treatment		
711	Sludge Removal Expense		
715	Purchased Power	10,704	8,857
716	Fuel for Power Production		
718	Chemicals	410	1,211
720	Materials and Supplies		
720.1	Repairs and Maintenance		
720.2	Office Supplies and Expense	490	
721	Office Expense	385	
731	Contractual Services -Engineering		
732	Contractual Services - Accounting	1,650	700
733	Contractual Services - Legal	39	
734	Contractual Services - Management Fees	9,335	9,120
735	Contractual Services - Testing	6,949	5,766
736	Contractual Services - Other	470	511
740	Rents - Building	194	
742	Rents - Equipment		
750	Transportation Expenses	805	878
757	Insurance - General Liability	1,011	
758	Insurance - Worker's Compensation	678	
759	Insurance - Other	139	
760	Advertising Expense		
766	Regulatory Commission Expense - Rate Case	2,269	5,863
767	Regulatory Commission Expense - Other	500	(17)
770	Bad Debt Expense	(446)	869
775	Miscellaneous Expense	1,988	1,493
403	Depreciation Expense (From Schedule AR4)	10,785	10,500
408	Taxes Other Than Income		
408.11	Property Taxes	699	761
408.12	Payroll Taxes		
409	Income Taxes		
	<b>Total Operating Expenses</b>	<b>\$49,491</b>	<b>\$46,512</b>
	<b>Operating Income / (Loss)</b>	<b>(\$18,896)</b>	<b>(\$24,906)</b>
	<b>Other Income / (Expense)</b>		
414	Gain (Loss) on Dispositions		
419	Interest and Dividend Income		
421	Non-Utility Income	5,542	12,500
426	Miscellaneous Non-Utility (Expense)		(1,290)
427	Interest (Expense)	(11)	(11)
	<b>Total Other Income / (Expense)</b>	<b>\$5,530</b>	<b>\$11,199</b>
	<b>Net Income / (Loss)</b>	<b>(\$13,365)</b>	<b>(\$13,707)</b>

**Instructions:** Fill out the Grey Cells with the relevant information. Input 0 or none if there is nothing recorded in that account or there is no applicable information to report.



**Full time equivalent employees**

	Direct Company	Allocated	Outside service	Total
President				0.0
Vice-president				0.0
Manager				0.0
Engineering Staff				0.0
System Operator(s)			0.1	0.1
Customer Service			0.1	0.1
Accounting				0.0
Business Office				0.0
Rates Department				0.0
Administrative Staff			0.1	0.1
Other				0.0
<b>Total</b>	0.0	0.0	0.3	0.3

**Instructions:** Fill out the Grey Cells with the relevant information. Input 0 or none if there is nothing recorded in that account or there is no applicable information to report. A full-time employee is based on 2080 total hours per year. Please calculate partial employees using 2080 hours.

Bensch Ranch Utilities, LLC  
Annual Report  
Supplemental Financial Data (Long-Term Debt)  
12/31/22

Supplemental Financial Data (Long-Term Debt)				
	Loan #1	Loan #2	Loan #3	Loan #4
Date Issued				
Source of Loan				
ACC Decision No.				
Reason for Loan				
Dollar Amt. Issued				
Amount Outstanding				
Date of Maturity				
Interest Rate				
Current Year Interest				
Current Year Principal				

Meter Deposit Balance at Test Year End:	
---	--

Meter Deposits Refunded During the Test Year:	
---	--

***List all bonds, notes, loans, and other types of indebtedness in which the proceeds were used in the provision of public utility service. Indebtedness incurred for personal uses by the owner of the utility should not be listed. Input 0 or none if there is nothing to report for that cell.***

Bensch Ranch Utilities, LLC  
Annual Report  
Wastewater Utility Plant Description  
12/31/22

## Wastewater Utility Plant Description

<b>Name of System:</b>		Bensch Ranch Utilities, LLC	
<b>Wastewater Inventory Number (if applicable):</b>		105001	
<b>Type of Treatment</b>		Other	
<b>Design Capacity of Plant (Gallons per day)</b>		58650	

## LIFT STATION FACILITIES

[illegible]

## FORCE MAINS

Size	Material	Length (Feet)
1.5 inch	PVC	2,883
2 inch	PVC	1,411
2.5 inch	PVC	809
3 inch	PVC	1,511
4 inch	PVC	5,095
5 inch	PVC	388
6 inch	PVC	1,714

## MANHOLES

Type	Quantity
Standard	57
Drop	

## CLEANOUTS

Quantity
39

**Note:** If you are filing for more than one system, please provide separate sheets for each system.

**Instructions:** Fill out the Grey Cells with the relevant information. Input 0 or none if there is nothing recorded in that account or there is no applicable information to report. Copy and paste this sheet as many times as is necessary.

Wastewater Utility Plant Description (Continued)						
GRAVITY MAINS				SERVICES/LATERALS		
Sizes (inches)	Material	Length (feet)		Size (inches)	Material	Quantity
4	NA	0		2	PVC	114
6	NA	0		4	NA	0
8	NA	0		6	NA	0
10	NA	0		8	NA	0
12	NA	0				
15	NA	0				
18	NA	0				
21	NA	0				
24	NA	0				
30	NA	0				

For the following five items, list the utility owned assets in each category for each system.

<b>SOLIDS PROCESSING AND HANDLING FACILITIES</b>	Sludge digesting and settling tank
<b>DISINFECTION EQUIPMENT</b> (Chlorinator, Ultra-Violet, Etc.)	Tablet chlorine feed system with contact tank and tablet dechlorination unit
<b>FILTRATION EQUIPMENT</b> (Rapid Sand, Slow Sand, Activated Carbon, Etc.)	N/A
<b>STRUCTURES</b> (Buildings, Fences, Etc.)	Prefabricated metal site operations and equipment building. Effluent Percolation Pond
<b>Other</b> (Laboratory Equipment, Tools, Vehicles, Standby, Power Generators, Etc.)	Standard lab equipment

**Note:** If you are filing for more than one system, please provide separate sheets for each system.

**Instructions:** Fill out the Grey Cells with the relevant information. Input 0 or none if there is nothing recorded in that account or there is no applicable information to report. Copy and paste this sheet as many times as is necessary.

Bensch Ranch Utilities, LLC  
Annual Report  
Wastewater Flows  
12/31/22

Wastewater Flows					
Month	Number of Services	Total Monthly Sewage Flow (Gallons)	Sewage Flow on Peak Day	Purchased Power Expense <sup>1</sup>	Purchased Power (kWh) <sup>2</sup>
January	33	29,395	1,250	\$829	6,565
February	33	35,390	1,362	791	5,766
March	33	35,672	1,245	837	6,309
April	33	46,107	1,925	816	6,048
May	33	57,389	2,225	912	5,981
June	32	56,639	2,278	978	6,424
July	34	52,183	2,094	955	6,211
August	34	66,497	3,399	937	6,041
September	35	37,945	1,957	1,016	6,831
October	33	49,303	1,933	929	5,972
November	33	35,019	1,748	843	6,131
December	33	34,345	1,214	861	6,295
	<b>Totals</b>	<b>535,884</b>	<b>22,630</b>	<b>\$10,704</b>	<b>74,574</b>

Provide the following information as applicable per wastewater system:

Method of Effluent Disposal	Evaporation Ponds
Groundwater Permit Number	None
ADEQ Aquifer Protection Permit ("APP") Number	P105001
ADEQ Reuse Permit Number	None
EPA NPDES Permil Number	N/A
APP Effluent Treatment Requirement (Class)?	B+
Permitted Flow Rate	1670 gpd
Permitted Organic Capacity	N/A
Hydraulic Capacity	2000%
Type of Biological Treatment	N/A

In the space below, list all violations within the past 12 months:

Flow, Arsenic in monitoring well, Total nitrogen
--

**Note:** If you are filing for more than one system, please provide separate sheets for each system.

1 Enter the total purchased power costs for the power meters associated with this system.

2 Enter the total purchased kWh used by the power meters associated with this system.

**Instructions:** Fill out the Grey Cells with the relevent information. Input 0 or none if there is nothing recorded in that account or there is no applicable information to report.

<b>Other Wastewater System Information</b>
--

**Provide a calculation used to determine the value of one wastewater equivalent residential connection (ERC).**

Use one of the following methods:

- (a) If actual flow data are available from the preceding 12 months, divide the total annual single family residence (SFR) gallons sold by the average number of single family residence customers for the same period and divide the result by 365 days.
- (b) If no historical flow data are available, use:  
$$\text{ERC} = ( \text{Total SFR gallons treated (Omit 000)} / 365 \text{ days} / 280 \text{ gallons per day} )$$

For wastewater only utilities:

Subtract all general use and other non residential customer gallons from the total gallons treated. Divide the remainder (SFR customers) by 365 days to reveal single family residence customer gallons per day.

**NOTE:** Total gallons treated includes both treated and purchased treatment.

ERC 

44
----

  
Method used: 

(a)
-----

What is the present system connection capacity (in ERCs \*) using existing lines? 

50
----

What is the future system connection capacity (in ERCs \*) upon service area buildout? 

530
-----

Describe any plans and estimated completion dates for any enlargements or improvements of this system.

None

If the utility uses reuse as a means of effluent disposal, attach a list of the reuse end users and the amount of reuse provided to each, if known.

N/A

If the utility does not engage in reuse, has a reuse feasibility study been completed?

No

If so, when?

N/A

Bensch Ranch Utilities, LLC  
 Annual Report  
 Utility Shutoffs / Disconnects  
 12/31/22

Utility Shutoffs / Disconnects	
Name of System:	Bensch Ranch Utilities, LLC
Wastewater Inventory Number (if applicable):	105001

Month	Termination without Notice R14-2-609.B	Termination with Notice R14-2- 609.C	Other
January	0	0	0
February	0	0	0
March	0	0	0
April	0	0	0
May	0	0	0
June	0	0	0
July	0	0	0
August	0	0	0
September	0	0	0
October	0	0	0
November	0	0	0
December	0	0	0
<b>Total</b>	<b>0</b>	<b>0</b>	<b>0</b>

**Other (description):**

None

**Instructions:** Fill out the Grey Cells with the relevant information. Input 0 or none if there is nothing recorded in that account or there is no applicable information to report.

Property Taxes	
----------------	--

Amount of actual property taxes paid during Calendar Year 2022 was
--

\$350
-------

If no property taxes paid, explain why.
---

<b>Instructions:</b> Fill out the Grey Cells with the relevent information. Input 0 or none if there is nothing recorded in that account or there is no applicable information to report.
---



4/14/2023, 10:46 AM

ARIZONA CORPORATION COMMISSION  
UTILITIES DIVISIONBensch Ranch Utilities, LLC  
Annual Report  
Verification and Sworn Statement (Taxes)  
12/31/22

## Verification and Sworn Statement (Taxes)

Verification: State of Colorado, I, the undersigned of the  
(state name)

County of (county name):

Denver

Name (owner or official) title:

Jason Williamson

Company name:

Bensch Ranch Utilities, LLC

DO SAY THAT THIS ANNUAL UTILITY PROPERTY TAX AND SALES TAX REPORT TO THE ARIZONA CORPORATION COMMISSION.

FOR THE YEAR ENDING:

12/31/22

HAS BEEN PREPARED UNDER MY DIRECTION, FROM THE ORIGINAL BOOKS, PAPERS AND RECORDS OF SAID UTILITY; THAT I HAVE CAREFULLY EXAMINED THE SAME, AND DECLARE THE SAME TO BE A COMPLETE AND CORRECT STATEMENT OF BUSINESS AND AFFAIRS OF SAID UTILITY FOR THE PERIOD COVERED BY THIS REPORT IN RESPECT TO EACH AND EVERY MATTER AND THING SET FORTH, TO THE BEST OF MY KNOWLEDGE, INFORMATION AND BELIEF.

Sworn Statement: I HEREBY ATTEST THAT ALL PROPERTY TAXES FOR SAID COMPANY ARE CURRENT AND PAID IN FULL.

I HEREBY ATTEST THAT ALL SALES TAXES FOR SAID COMPANY ARE CURRENT AND PAID IN FULL.

signature of owner/official

720.949.1384

telephone no.

SUBSCRIBED AND SWORN TO BEFORE ME A NOTARY PUBLIC  
IN AND FOR THE COUNTY

THIS

13th

DAY OF

Denver

(county name)

April 2023

(month) and (year)

MY COMMISSION EXPIRES

03/22/2025  
(date)

Eric Andrew Jones

NOTARY PUBLIC

STATE OF COLORADO

NOTARY ID# 20174010338

MY COMMISSION EXPIRES 03/22/2025

(signature of notary public)

Verification and Sworn Statement

Verification:

State of Colorado I, the undersigned of the  
(state name)

County of (county name): 0 Denver  
Name (owner or official) title: Jason Williamson  
Company name: Bensch Ranch Utilities, LLC

DO SAY THAT THIS ANNUAL UTILITY PROPERTY TAX AND SALES TAX REPORT TO THE ARIZONA CORPORATION COMMISSION.

FOR THE YEAR ENDING: 12/31/22

HAS BEEN PREPARED UNDER MY DIRECTION, FROM THE ORIGINAL BOOKS, PAPERS AND RECORDS OF SAID UTILITY; THAT I HAVE CAREFULLY EXAMINED THE SAME, AND DECLARE THE SAME TO BE A COMPLETE AND CORRECT STATEMENT OF BUSINESS AND AFFAIRS OF SAID UTILITY FOR THE PERIOD COVERED BY THIS REPORT IN RESPECT TO EACH AND EVERY MATTER AND THING SET FORTH, TO THE BEST OF MY KNOWLEDGE, INFORMATION AND BELIEF.

Sworn Statement: IN ACCORDANCE WITH THE REQUIREMENTS OF TITLE 40, ARTICLE 8, SECTION 40-401, ARIZONA REVISED STATUTES, IT IS HEREIN REPORTED THAT THE GROSS OPERATING REVENUE OF SAID UTILITY DERIVED FROM ARIZONA INTRASTATE UTILITY OPERATIONS DURING THE CALENDAR YEAR WAS:

Arizona Intrastate Gross Operating Revenues Only (\$)

\$30,595

(The amount in the box above includes

\$0 in sales taxes  
billed or collected)

[Signature]  
signature of owner/official

720.949.1384  
telephone no.

SUBSCRIBED AND SWORN TO BEFORE ME A NOTARY PUBLIC  
IN AND FOR THE COUNTY

THIS 13th DAY OF Denver  
(county name)  
April 2023  
(month) and (year)

MY COMMISSION EXPIRES 03/22/2025  
(date)

Eric Andrew Jones  
NOTARY PUBLIC  
STATE OF COLORADO  
NOTARY ID# 20174010338  
MY COMMISSION EXPIRES 03/22/2025

[Signature]  
(signature of notary public)



**Verification and Sworn Statement (Residential Revenue)**

**Verification:**

State of Colorado I, the undersigned of the  
(state name)

County of (county name):

0 Denver

Name (owner or official) title:

Jason Williamson

Company name:

Bensch Ranch Utilities, LLC

DO SAY THAT THIS ANNUAL UTILITY PROPERTY TAX AND SALES TAX REPORT TO THE ARIZONA CORPORATION COMMISSION.

FOR THE YEAR ENDING: 12/31/22

HAS BEEN PREPARED UNDER MY DIRECTION, FROM THE ORIGINAL BOOKS, PAPERS AND RECORDS OF SAID UTILITY; THAT I HAVE CAREFULLY EXAMINED THE SAME, AND DECLARE THE SAME TO BE A COMPLETE AND CORRECT STATEMENT OF BUSINESS AND AFFAIRS OF SAID UTILITY FOR THE PERIOD COVERED BY THIS REPORT IN RESPECT TO EACH AND EVERY MATTER AND THING SET FORTH, TO THE BEST OF MY KNOWLEDGE, INFORMATION AND BELIEF.

**Sworn Statement:** IN ACCORDANCE WITH THE REQUIREMENTS OF TITLE 40, ARTICLE 8, SECTION 40-401, ARIZONA REVISED STATUTES, IT IS HEREIN REPORTED THAT THE GROSS OPERATING REVENUE OF SAID UTILITY DERIVED FROM ARIZONA INTRASTATE UTILITY OPERATIONS RECEIVED FROM RESIDENTIAL CUSTOMERS DURING THE CALENDAR YEAR WAS:


Arizona Intrastate Gross Operating Revenues Only (\$)

\$30,595

(The amount in the box above includes

\$0

in sales taxes  
billed or collected)

  
signature of owner/official

720.949.1384

telephone no.

SUBSCRIBED AND SWORN TO BEFORE ME A NOTARY PUBLIC  
IN AND FOR THE COUNTY

Denver  
(county name)

THIS

13th


DAY OF

April 2023  
(month) and (year)

MY COMMISSION EXPIRES

03/22/2025  
(date)

Eric Andrew Jones  
NOTARY PUBLIC  
STATE OF COLORADO  
NOTARY ID# 20174010338  
MY COMMISSION EXPIRES 03/22/2025

  
(signature of notary public)

**Full Gross-up Method for Income Tax Statement of Certification**

**Verification:**

State of Colorado I, the undersigned of the  
(state name)

County of (county name):

0 Denver

Name (owner or official) title:

Jason Williamson


Company name:

Bensch Ranch Utilities, LLC

FOR THE YEAR ENDING: 12/31/22

**Sworn Statement:**

IN ACCORDANCE WITH THE REQUIREMENTS OF DECISION NO. 77084, BECAUSE THE UTILITY REQUIRES THE GROSS UP OF ADVANCES AND CONTRIBUTIONS, I HEREBY STATE THAT THE UTILITY HAS INCURRED OR IS EXPECTED TO INCUR A NET INCREASE IN CURRENT INCOME TAX EXPENSE OR A DECREASE IN DEFERRED TAX ASSET FOR A CARRY FORWARD ACCORDING TO GAAP IN AN AMOUNT EQUAL TO OR GREATER THAN THE AMOUNT OF THE REQUIRED GROSS UP PAID BY DEVELOPERS IN THE PERIOD COVERED BY THIS ANNUAL REPORT.

  
signature of owner/official

720.949.1384

telephone no.

SUBSCRIBED AND SWORN TO BEFORE ME A NOTARY PUBLIC  
IN AND FOR THE COUNTY

Denver

(county name)

THIS

13th

DAY OF

April 2023


(month) and (year)

MY COMMISSION EXPIRES

03/22/2025

(date)

Eric Andrew Jones  
NOTARY PUBLIC  
STATE OF COLORADO  
NOTARY ID# 20174010338  
MY COMMISSION EXPIRES 03/22/2025

  
(signature of notary public)