

ANNUAL REPORT

Of

Company Name: Coronado Utilities, Inc.
7581 E. Academy Blvd., Ste. 229

Mailing Address: Denver CO
80230

Docket No.: SW-04305A
For the Year Ended: 12/31/18

RECEIVED
APR 15 2019
ARIZONA CORP COMMISSION
UTILITIES DIVISION - DIRECTOR'S OFFICE

WASTEWATER UTILITY

To

Arizona Corporation Commission

Due on April 15th

Email: rdelafuente@azcc.gov, mail or deliver the completed Annual Report to:
Arizona Corporation Commission
Compliance Section - Utilities Division
1200 West Washington Street
Phoenix, Arizona 85007

Application Type: Original Filing
Application Date: 4/11/2019

4-17-19

ARIZONA CORPORATION COMMISSION
WASTEWATER UTILITY ANNUAL REPORT

Coronado Utilities, Inc.

A Class ☒ Utility

1. For the Calendar Year Ended: 12/31/18

2. Address:

7581 E. Academy Blvd; Suite 229			
City:	Denver	State:	Colorado
Zip Code:	80230		

3. Telephone Number:

720.949.1384

4. Date of Original Organization of Utility:

8/18/2004

5. Person to whom correspondence should be addressed concerning this report:

Name:

Jason Williamson

Telephone No. :

720.949.1384

Address:

7581 E. Academy Blvd; Suite 229			
City:	Denver	State:	Colorado
Zip Code:	80230		

Email:

jw@pivotalcompanies.com

6. On-Site Manager:

Name:

Wendy Gort

Telephone No. :

520.360.6772

Address:

P.O. Box 1898			
City:	Oracle	State:	Arizona
Zip Code:	85623		

Email:

wgort@theriver.com

7. Ownership:

"C" Corporation

8. Counties Served:

Pinal

Utility Plant in Service (Wastewater)							
Account No.	Description	Beginning Year Original Cost	Current Year Additions	Current Year Retirements	Adjusted Original Cost	Accumulated Depreciation	OCI.D (OC less AD)
351	Organization	\$5,194			\$5,194		\$5,194
352	Franchises				0		0
353	Land and Land Rights	315,001			315,001		315,001
354	Structures and Improvements	22,159	683		22,842	5,200	17,642
355	Power Generation Equipment				0		0
360	Collections Wastewater - Force				0		0
361	Collections Wastewater - Gravity	59,350			59,350	13,651	45,699
362	Special Collecting Structures	1,576			1,576	399	1,177
363	Services to Customers				0		0
364	Flow Measuring Devices	18,993	4,038		23,031	3,051	19,980
365	Flow Measuring Installations	2,324			2,324	348	1,976
366	Reuse Services				0		0
367	Reuse Meters & Meter Installations				0		0
370	Receiving Wells	16,133			16,133	5,639	10,493
371	Pumping Equipment	68,829	1,500		70,329	55,756	14,572
374	Reuse Distribution Reservoirs				0		0
375	Reuse Trans. And Distr. Equipment				0		0
380	Treatment and Disposal Equipment	3,323,291	60,748		3,384,038	1,966,200	1,417,838
381	Plant Sewers				0		0
382	Outfall Sewer Lines	545,937			545,937	225,131	320,806
389	Other Plant and Misc. Equipment	197,373			197,373	154,284	43,089
390	Office Furniture and Equipment				0		0
390.1	Computer & Software				0		0
391	Transportation Equipment	6,600			6,600	6,600	0
392	Stores Equipment				0		0
393	Tools, Shop and Garage Equipment				0		0
394	Laboratory Equipment				0		0
395	Power Operated Equipment				0		0
396	Communication Equipment				0		0
397	Miscellaneous Equipment				0		0
398	Other Tangible Plant				0		0
	Totals	\$4,582,759	\$66,969	\$0	\$4,649,728	\$2,436,260	\$2,213,468

Instructions: Fill out the Grey Cells with the relevant information. Input 0 or none if there is nothing recorded in that account or there is no applicable information to report.

Coronado Utilities, Inc.
Annual Report
Depreciation Expense for the Current Year (Wastewater)
12/31/18

Depreciation Expense for the Current Year (Wastewater)								
Account No.	Description	Beginning Year Original Cost	Current Year Additions	Current Year Retirements	Adjusted Original Cost	Fully Depreciated/Non- depreciable Plant	Depreciation Percentages	Depreciation Expense
351	Organization	\$5,194	\$0	\$0	\$5,194		0.00%	\$0
352	Franchises	0	0	0	0			0
353	Land and Land Rights	315,001	0	0	315,001		0.00%	0
354	Structures and Improvements	22,159	683	0	22,842		3.33%	749
355	Power Generation Equipment	0	0	0	0			0
360	Collections Wastewater - Force	0	0	0	0			0
361	Collections Wastewater - Gravity	59,350	0	0	59,350		2.00%	1,187
362	Special Collecting Structures	1,576	0	0	1,576		2.00%	32
363	Services to Customers	0	0	0	0			0
364	Flow Measuring Devices	18,993	4,038	0	23,031		10.00%	2,101
365	Flow Measuring Installations	2,324	0	0	2,324		10.00%	232
366	Reuse Services	0	0	0	0			0
367	Reuse Meters & Meter Installations	0	0	0	0			0
370	Receiving Wells	16,133	0	0	16,133		3.33%	537
371	Pumping Equipment	68,829	1,500	0	70,329		12.50%	8,697
374	Reuse Distribution Reservoirs	0	0	0	0			0
375	Reuse Trans. And Distr. Equipment	0	0	0	0			0
380	Treatment and Disposal Equipment	3,323,291	60,748	0	3,384,038		5.00%	167,683
381	Plant Sewers	0	0	0	0			0
382	Outfall Sewer Lines	545,937	0	0	545,937		3.33%	18,180
389	Other Plant and Misc. Equipment	197,373	0	0	197,373		6.67%	13,165
390	Office Furniture and Equipment	0	0	0	0			0
390.1	Computer & Software	0	0	0	0			0
391	Transportation Equipment	6,600	0	0	6,600		0.00%	0
392	Stores Equipment	0	0	0	0			0
393	Tools, Shop and Garage Equipment	0	0	0	0			0
394	Laboratory Equipment	0	0	0	0			0
395	Power Operated Equipment	0	0	0	0			0
396	Communication Equipment	0	0	0	0			0
397	Miscellaneous Equipment	0	0	0	0			0
398	Other Tangible Plant	0	0	0	0			0
	Subtotal	\$4,582,759	\$66,969	\$0	\$4,649,728	\$0		\$212,564

Contribution(s) in Aid of Construction (Gross) \$353,202
Less: Non Amortizable Contribution(s)
Fully Amortized Contribution(s)
Amortizable Contribution(s) \$353,202
Times: Proposed Amortization Rate 4.91%
Amortization of CIAC \$17,341

Less: Amortization of CIAC \$17,341

DEPRECIATION EXPENSE **\$195,223**

Instructions: Fill out the Grey Cells with the relevant information. Input 0 or none if there is nothing recorded in that account or there is no applicable information to report.

Coronado Utilities, Inc.
Annual Report
Balance Sheet Assets
12/31/18

Balance Sheet Assets				
	Assets		Balance at Beginning of Year (2018)	Balance at End of Year (2018)
Account No.	Current and Accrued Assets			
131	Cash		\$27,008	\$10,941
132	Special Deposits		336,214	369,112
135	Temporary Cash Investments			
141	Customer Accounts Receivable		296,557	426,431
142	Other Accounts Receivable			
143	Accumulated Provision for Uncollectable Accounts		(113,511)	(113,511)
146	Notes Receivable from Associated Companies			
151	Plant Material and Supplies			
162	Prepayments			
173	Accrued Utility Revenue			
174	Miscellaneous Current and Accrued Assets		77,784	90,622
	Total Current and Accrued Assets		\$624,052	\$783,595
	Deferred Debits			
186.1	Deferred Rate Case Expense			
	Total Deferred Debits		\$0	\$0
	Fixed Assets			
101	Utility Plant in Service*		\$4,582,759	\$4,649,728
103	Property Held for Future Use			
105	Construction Work in Progress			
108	Accumulated Depreciation (enter as negative)*		(2,223,696)	(2,436,260)
121	Non-Utility Property			
122	Accumulated Depreciation - Non Utility			
	Total Fixed Assets		\$2,359,063	\$2,213,468
	Total Assets		\$2,983,115	\$2,997,063

Instructions: Fill out the Grey Cells with the relevent information. Input 0 or none if there is nothing recorded in that account or there is no applicable information to report.

Note these items feed automatically from the adjusted end of year balance from AR4.

Coronado Utilities, Inc.
Annual Report
Balance Sheet Liabilities and Owners Equity

Balance Sheet Liabilities and Owners Equity				
	Liabilities		Balance at Beginning of Year (2018)	Balance at End of Year (2018)
Account No.	Current Liabilities			
231	Accounts Payable		\$42,317	\$41,292
232	Notes Payable (Current Portion)			
234	Notes Payable to Associated Companies			
235	Customer Deposits		18,921	22,162
236	Accrued Taxes		50	50
237	Accrued Interest		8,516	31,146
241	Miscellaneous Current and Accrued Liabilities		1,020	22,994
253	Other Deferred Credits			
	Total Current Liabilities		\$70,824	\$117,644
	Long Term Debt			
224	Long Term Debt (Notes and Bonds)		\$1,635,000	\$1,495,000
	Total Long Term Debt		\$1,635,000	\$1,495,000
	Deferred Credits			
252	Advances in Aid of Construction			
255	Accumulated Deferred Investment Tax Credits			
271	Contributions in Aid of Construction		603,201	603,201
272	Less: Amortization of Contributions		(273,397)	(290,738)
281	Accumulated Deferred Income Tax			
	Total Deferred Credits		\$329,804	\$312,463
	Total Liabilities		\$2,035,628	\$1,925,107
	Capital Accounts			
201	Common Stock Issued		\$277,188	\$277,188
211	Other Paid-In Capital		570,000	570,000
215	Retained Earnings		100,299	224,767
218	Proprietary Capital (Sole Props and Partnerships)			
	Total Capital		\$947,487	\$1,071,956
	Total Liabilities and Capital		\$2,983,115	\$2,997,063

Instructions: Fill out the Grey Cells with the relevent information. Input 0 or none if there is nothing recorded in that account or there is no applicable information to report.

Note: Total liabilities and Capital must match total assets for the beginning and end of the year!

Coronado Utilities, Inc.
Annual Report
Wastewater Comparative Income Statement
12/31/18

Wastewater Comparative Income Statement			
Account No.	Calendar Year	Current Year 01/01/2018 - 12/31/2018	Last Year 01/01/2017 - 12/31/2017
	Operating Revenue		
521	Flat Rate Revenues	\$871,923	\$868,345
522	Measured Revenues	53,094	56,939
534	Rents from Wastewater Property		
536	Other Wastewater Revenues	13,530	36,355
	Total Revenues	\$938,546	\$961,639
	Operating Expenses		
701	Salaries and Wages	\$142,500	\$157,800
704	Employee Pensions and Benefits	4,201	4,201
710	Purchased Wastewater Treatment		
711	Sludge Removal Expense	3,993	
715	Purchased Power	47,588	45,497
716	Fuel for Power Production		
718	Chemicals	17,832	19,694
720	Materials and Supplies	4,779	8,944
720.1	Repairs and Maintenance	5,760	
720.2	Office Supplies and Expense		
721	Office Expense		560
731	Contractual Services - Engineering		
732	Contractual Services - Accounting	4,700	5,250
733	Contractual Services - Legal	15,779	640
734	Contractual Services - Management Fees	205,173	204,625
735	Contractual Services - Testing	6,356	6,324
736	Contractual Services - Other	32,863	47,846
740	Rents - Building		
742	Rents - Equipment	106	
750	Transportation Expenses	1,873	1,478
757	Insurance - General Liability	6,421	7,663
758	Insurance - Worker's Compensation	924	669
759	Insurance - Other	2,247	3,552
760	Advertising Expense	366	
766	Regulatory Commission Expense - Rate Case		
767	Regulatory Commission Expense - Other	3,829	4,405
770	Bad Debt Expense	43,284	9,914
775	Miscellaneous Expense	20,357	19,104
403	Depreciation Expense (From Schedule AR4)	195,223	172,277
408	Taxes Other Than Income		388
408.11	Property Taxes	41,935	43,743
408.12	Payroll Taxes	11,640	12,499
409	Income Taxes		
	Total Operating Expenses	\$819,729	\$777,073
	Operating Income / (Loss)	\$118,817	\$184,566
	Other Income / (Expense)		
414	Gain (Loss) on Dispositions		
419	Interest and Dividend Income	3,648	728
421	Non-Utility Income	2,950	723
426	Miscellaneous Non-Utility (Expense)		
427	Interest (Expense)	(77,408)	(110,469)
	Total Other Income / (Expense)	(\$70,810)	(\$109,018)
	Net Income / (Loss)	\$48,007	\$75,548

Instructions: Fill out the Grey Cells with the relevant information. Input 0 or none if there is nothing recorded in that account or there is no applicable information to report.

Coronado Utilities, Inc.
Annual Report
Full time equivalent employees
12/31/18

Full time equivalent employees

	Direct Company	Outside service	Total
President			0.0
Vice-president			0.0
Manager			0.0
Engineering Staff			0.0
System Operator(s)	1.0		1.0
Customer Service			0.0
Accounting			0.0
Business Office			0.0
Rates Department			0.0
Administrative Staff			0.0
Other			0.0
Total	1.0	0.0	1.0

Instructions: Fill out the Grey Cells with the relevant information. Input 0 or none if there is nothing recorded in that account or there is no applicable information to report. A full-time employee is based on 2080 total hours per year. Please calculate partial employees using 2080 hours.

Coronado Utilities, Inc.
Annual Report
Supplemental Financial Data (Long-Term Debt)
12/31/18

Supplemental Financial Data (Long-Term Debt)				
	Loan #1	Loan #2	Loan #3	Loan #4
Date Issued				
Source of Loan	Pinal County Bonds			
ACC Decision No.				
Reason for Loan				
Dollar Amt. Issued	\$2,650,000			
Amount Outstanding	\$1,495,000			
Date of Maturity				
Interest Rate	6.25%			
Current Year Interest	\$77,407.81			
Current Year Principal	\$140,000			

Meter Deposit Balance at Test Year End:	
---	--

Meter Deposits Refunded During the Test Year:	
---	--

<p><i>List all bonds, notes, loans, and other types of indebtedness in which the proceeds were used in the provision of public utility service. Indebtedness incurred for personal uses by the owner of the utility should <u>not</u> be listed. Input 0 or none if there is nothing to report for that cell.</i></p>

Wastewater Utility Plant Description

Name of System:	Coronado Utilities, Inc.		
Wastewater Inventory Number (if applicable):			
Type of Treatment	Other		
Design Capacity of Plant (Gallons per day)	0.350 MGD		

LIFT STATION FACILITIES

[illegible]

FORCE MAINS

FORCE MAINS		
Size	Material	Length (Feet)
4 inch	ACP/PVC/DIP	4,420
8 inch	E - effluent reclaimed water force	15,800

MANHOLES

MANHOLES	
Type	Quantity
Standard	314
Drop	

CLEANOUTS

CLEANOUTS	
	Quantity
5	

Note: If you are filing for more than one system, please provide separate sheets for each system.

Instructions: Fill out the Grey Cells with the relevant information. Input 0 or none if there is nothing recorded in that account or there is no applicable information to report. Copy and paste this sheet as many times as is necessary.

Wastewater Utility Plant Description (Continued)					
COLLECTION MAINS			SERVICES/LATERALS		
Sizes (inches)	Material	Length (feet)	Size (inches)	Material	Quantity
4			4	Clay/PVC	1,504
6	CLAY	44,973	6		
8	CLAY	35,068	8	Clay/PVC	20
10	CLAY	6,275			
12	CLAY	2,350			
15	CLAY	10,485			
18					
21					
24					
30					

For the following five items, list the utility owned assets in each category for each system.

SOLIDS PROCESSING AND HANDLING FACILITIES	Grit chamber, bar screen, roto-screen; sludge digesting tank with scum pump and sludge drying beds
DISINFECTION EQUIPMENT (Chlorinator, Ultra-Violet, Etc.)	Liquid chlorination system and chlorine contact tank
FILTRATION EQUIPMENT (Rapid Sand, Slow Sand, Activated Carbon, Etc.)	N/A
STRUCTURES (Buildings, Fences, Etc.)	Operations building; Equipment Storage Building with Garage; perimeter fence
Other (Laboratory Equipment, Tools, Vehicles, Standby, Power Generators, Etc.)	Process and testing equipment/bobcat/utility van/jetting machine/flow meters; 150 kw standby generator with transfer switch

Note: If you are filing for more than one system, please provide separate sheets for each system.

Instructions: Fill out the Grey Cells with the relevant information. Input 0 or none if there is nothing recorded in that account or there is no applicable information to report. Copy and paste this sheet as many times as is necessary.

Coronado Utilities, Inc.
Annual Report
Wastewater Flows
12/31/18

Wastewater Flows					
Month	Number of Services	Total Monthly Sewage Flow	Sewage Flow on Peak Day	Purchased Power Expense ¹	Purchased Power (kWh) ²
January	1,356	5,324,972	231,000	\$3,683	39,039
February	1,361	4,834,418	196,000	3,766	38,804
March	1,359	4,970,990	178,000	3,362	35,053
April	1,342	4,943,280	207,000	3,525	37,641
May	1,360	4,988,782	190,000	4,283	37,403
June	1,361	4,983,831	201,000	4,525	41,391
July	1,359	5,211,004	201,000	4,266	38,828
August	1,355	5,762,223	221,000	4,411	40,275
September	1,355	5,359,123	214,000	4,323	39,028
October	1,355	5,076,135	218,000	4,226	37,745
November	1,356	5,253,186	208,000	3,789	42,718
December	1,361	5,005,280	196,000	3,521	37,721
	Totals	61,713,224	2,461,000	\$47,681	465,646

Provide the following information as applicable per wastewater system:

Method of Effluent Disposal

Other

Groundwater Permit Number

N/A

ADEQ Aquifer Protection Permit ("APP") Number

P105607

ADEQ Reuse Permit Number

R105903

EPA NPDES Permit Number

N/A

APP Effluent Treatment Requirement (Class)?

Permitted Flow Rate

350,000 gpd

Permitted Organic Capacity

Hydraulic Capacity

350,000 gpd

Type of Biological Treatment

In the space below, list all violations within the past 12 months:

Note: If you are filing for more than one system, please provide separate sheets for each system.

¹ Enter the total purchased power costs for the power meters associated with this system.

² Enter the total purchased kWh used by the power meters associated with this system.

Instructions: Fill out the Grey Cells with the relevant information. Input 0 or none if there is nothing recorded in that account or there is no applicable information to report.

Coronado Utilities, Inc.
Annual Report
Property Taxes
12/31/18

Property Taxes	
Amount of actual property taxes paid during Calendar Year 2018 was	\$41,935

If no property taxes paid, explain why.

Instructions: Fill out the Grey Cells with the relevant information. Input 0 or none if there is nothing recorded in the table or is no applicable information to report.

Verification and Sworn Statement (Taxes)

RECEIVED

Verification: State of Colorado I, the undersigned of the
(state name)

APR 15 2019

County of (county name):

Name (owner or official) title:

Company name:

Denver

Jason Williamson

Coronado Utilities, Inc.

ARIZONA CORP COMMISSION
UTILITIES DIVISION - DIRECTOR'S OFFICE

DO SAY THAT THIS ANNUAL UTILITY PROPERTY TAX AND SALES TAX REPORT TO THE ARIZONA CORPORATION COMMISSION.

FOR THE YEAR ENDING:

12/31/18

HAS BEEN PREPARED UNDER MY DIRECTION, FROM THE ORIGINAL BOOKS, PAPERS AND RECORDS OF SAID UTILITY; THAT I HAVE CAREFULLY EXAMINED THE SAME, AND DECLARE THE SAME TO BE A COMPLETE AND CORRECT STATEMENT OF BUSINESS AND AFFAIRS OF SAID UTILITY FOR THE PERIOD COVERED BY THIS REPORT IN RESPECT TO EACH AND EVERY MATTER AND THING SET FORTH, TO THE BEST OF MY KNOWLEDGE, INFORMATION AND BELIEF.

Sworn Statement: I HEREBY ATTEST THAT ALL PROPERTY TAXES FOR SAID COMPANY ARE CURRENT AND PAID IN FULL.

I HEREBY ATTEST THAT ALL SALES TAXES FOR SAID COMPANY ARE CURRENT AND PAID IN FULL.

[Signature]
signature of owner/official

720.949.1384
telephone no.

SUBSCRIBED AND SWORN TO BEFORE ME A NOTARY PUBLIC
IN AND FOR THE COUNTY

THIS

11th

DAY OF

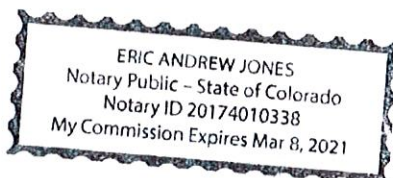
Denver
(county name)

April 2019
(month) and (year)

MY COMMISSION EXPIRES

03/08/2021
(date)

[Signature]
(signature of notary public)



Verification and Sworn Statement

Verification:

State of Colorado I, the undersigned of the
(state name)

County of (county name):

0 Denver

Name (owner or official) title:

Jason Williamson

Company name:

Coronado Utilities, Inc.

RECEIVED

APR 15 2019

ARIZONA CORP COMMISSION
UTILITIES DIVISION - DIRECTOR'S OFFICE

DO SAY THAT THIS ANNUAL UTILITY PROPERTY TAX AND SALES TAX REPORT TO THE ARIZONA CORPORATION COMMISSION.

FOR THE YEAR ENDING: 12/31/18

HAS BEEN PREPARED UNDER MY DIRECTION, FROM THE ORIGINAL BOOKS, PAPERS AND RECORDS OF SAID UTILITY; THAT I HAVE CAREFULLY EXAMINED THE SAME, AND DECLARE THE SAME TO BE A COMPLETE AND CORRECT STATEMENT OF BUSINESS AND AFFAIRS OF SAID UTILITY FOR THE PERIOD COVERED BY THIS REPORT IN RESPECT TO EACH AND EVERY MATTER AND THING SET FORTH, TO THE BEST OF MY KNOWLEDGE, INFORMATION AND BELIEF.

Sworn Statement: IN ACCORDANCE WITH THE REQUIREMENTS OF TITLE 40, ARTICLE 8, SECTION 40-401, ARIZONA REVISED STATUTES, IT IS HEREIN REPORTED THAT THE GROSS OPERATING REVENUE OF SAID UTILITY DERIVED FROM ARIZONA INTRASTATE UTILITY OPERATIONS DURING THE CALENDAR YEAR WAS:

Arizona Intrastate Gross Operating Revenues Only (\$)

\$938,546

(The amount in the box above includes

\$0

in sales taxes

billed or collected)

signature of owner/official

720.949.1384

telephone no.

SUBSCRIBED AND SWORN TO BEFORE ME A NOTARY PUBLIC
IN AND FOR THE COUNTY

THIS

11th

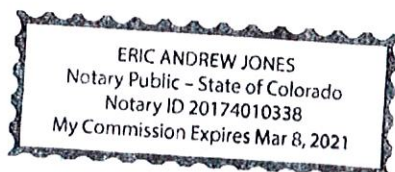
DAY OF

Denver
(county name)

April 2019
(month) and (year)

MY COMMISSION EXPIRES

03/08/2021
(date)



(signature of notary public)

Verification and Sworn Statement (Residential Revenue)	
Verification:	
State of	Colorado I, the undersigned of the (state name)
County of (county name):	0 Denver
Name (owner or official) title:	Jason Williamson
Company name:	Coronado Utilities, Inc.

RECEIVED
APR 15 2019
ARIZONA CORP COMMISSION
UTILITIES DIVISION - DIRECTOR'S OFFICE

DO SAY THAT THIS ANNUAL UTILITY PROPERTY TAX AND SALES TAX REPORT TO THE ARIZONA CORPORATION COMMISSION.

FOR THE YEAR ENDING: 12/31/18

HAS BEEN PREPARED UNDER MY DIRECTION, FROM THE ORIGINAL BOOKS, PAPERS AND RECORDS OF SAID UTILITY; THAT I HAVE CAREFULLY EXAMINED THE SAME, AND DECLARE THE SAME TO BE A COMPLETE AND CORRECT STATEMENT OF BUSINESS AND AFFAIRS OF SAID UTILITY FOR THE PERIOD COVERED BY THIS REPORT IN RESPECT TO EACH AND EVERY MATTER AND THING SET FORTH, TO THE BEST OF MY KNOWLEDGE, INFORMATION AND BELIEF.

Sworn Statement: IN ACCORDANCE WITH THE REQUIREMENTS OF TITLE 40, ARTICLE 8, SECTION 40-401, ARIZONA REVISED STATUTES, IT IS HEREIN REPORTED THAT THE GROSS OPERATING REVENUE OF SAID UTILITY DERIVED FROM ARIZONA INTRASTATE UTILITY OPERATIONS RECEIVED FROM RESIDENTIAL CUSTOMERS DURING THE CALENDAR YEAR WAS:

Arizona Intrastate Gross Operating Revenues Only (\$)

\$938,546

(The amount in the box above includes

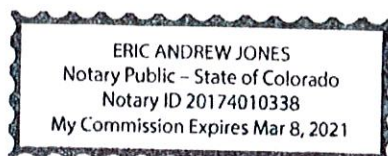
\$0 in sales taxes
billed or collected)



signature of owner/official

720.949.1384
telephone no.

SUBSCRIBED AND SWORN TO BEFORE ME A NOTARY PUBLIC
IN AND FOR THE COUNTY

THIS 11th DAY OF April 2019
(month) and (year)
MY COMMISSION EXPIRES 03/08/2021
(date)




(signature of notary public)

Company Name:	Coronado Utilities, Inc.
Docket No.:	SW-04305A

Name of System:	Coronado Utilities, Inc.		
Wastewater Inventory Number (if applicable):			105607

2018 Utility Shutoffs / Disconnects			
Month	Termination without Notice R14-2-609.B	Termination with Notice R14-2- 609.C	Other
January			
February			
March			
April			
May			
June			
July			
August			
September			
October			
November			
December			
Total	0	0	0

Other (description):

Instructions: Fill out the Grey Cells with the relevant information. Input 0 or none if there is nothing recorded in that account or there is no applicable information to report.

RECEIVED

JUN 13 2019

ARIZONA CORP COMMISSION
UTILITIES DIVISION – DIRECTOR'S OFFICE