

ANNUAL REPORT

Of

Company Name: Coronado Utilities, Inc.
7581 E. Academy Blvd., Ste. 229

Mailing Address: Denver CO
80230

Docket No.: SW-04305A
For the Year Ended: 12/31/22

WASTEWATER UTILITY

To

Arizona Corporation Commission

Due on April 15th

Email: Util-Compliance@azcc.gov, mail or deliver the completed Annual Report to:
Arizona Corporation Commission
Compliance Section - Utilities Division
1200 West Washington Street
Phoenix, Arizona 85007

Application Type: Original Filing
Application Date: 4/14/2023

ARIZONA CORPORATION COMMISSION
WASTEWATER UTILITY ANNUAL REPORT
Coronado Utilities, Inc.
A Class ☐ Utility

For the Calendar Year Ended: 12/31/22

Primary Address:
City: State: Zip Code:

Telephone Number:

Date of Original Organization of Utility:

Person to whom correspondence should be addressed concerning this report:

Name:
Telephone No. :
Address:
City: State: Zip Code:
Email:

Name:
Telephone No. :
Address:
City: State: Zip Code:
Email:

Name:
Telephone No. :
Address:
City: State: Zip Code:
Email:

Name:
Telephone No. :
Address:
City: State: Zip Code:
Email:

Name:
Telephone No. :
Address:
City: State: Zip Code:
Email:

Ownership:

Counties Served:

ARIZONA CORPORATION COMMISSION
WATER UTILITY ANNUAL REPORT
Coronado Utilities, Inc.

Important changes during the year
--

	For those companies not subject to the affiliated interest rules, has there been a change in ownership or direct control during the year?
--	---

	If yes, please provide specific details in the box below.
--	---

	Coronado Utilities shares were purchased by JW Water Holdings, LLC and is now a wholly owned subsidiary of JW Water Holdings.
--	---

	Has the company been notified by any other regulatory authorities during the year, that they are out of compliance?
--	---

	If yes, please provide specific details in the box below.
--	---

	No
--	----

Utility Plant in Service (Wastewater)							
Account No.	Description	Beginning Year Original Cost	Current Year Additions	Current Year Retirements	Adjusted Original Cost	Accumulated Depreciation	OCLD (OC less AD)
351	Organization	\$5,194			\$5,194		\$5,194
352	Franchises	0			0		0
353	Land and Land Rights	315,001			315,001		315,001
354	Structures and Improvements	22,842			22,842	8,243	14,600
355	Power Generation Equipment	0			0		0
360	Collections Wastewater - Force	0			0		0
361	Collections Wastewater - Gravity	65,115			65,115	18,815	46,300
362	Special Collecting Structures	1,576			1,576	525	1,051
363	Services to Customers	0			0		0
364	Flow Measuring Devices	23,031			23,031	12,264	10,768
365	Flow Measuring Installations	2,324			2,324	1,278	1,046
366	Reuse Services	0			0		0
367	Reuse Meters & Meter Installations	0			0		0
370	Receiving Wells	16,133			16,133	7,788	8,344
371	Pumping Equipment	110,428	27,155		137,583	103,232	34,351
374	Reuse Distribution Reservoirs	0			0		0
375	Reuse Trans. And Distr. Equipment	0			0		0
380	Treatment and Disposal Equipment	3,446,997	11,164		3,458,161	2,650,208	807,953
381	Plant Sewers	0			0		0
382	Outfall Sewer Lines	545,937			545,937	297,849	248,087
389	Other Plant and Misc. Equipment	197,373			197,373	197,373	(0)
390	Office Furniture and Equipment	0	2,013		2,013	101	1,913
390.1	Computer & Software	0			0		0
391	Transportation Equipment	6,600	10,000		16,600	8,920	7,680
392	Stores Equipment	0			0		0
393	Tools, Shop and Garage Equipment	0			0		0
394	Laboratory Equipment	0			0		0
395	Power Operated Equipment	0			0		0
396	Communication Equipment	1,352			1,352	270	1,081
397	Miscellaneous Equipment	0			0		0
398	Other Tangible Plant	1,632			1,632	326	1,305
	Totals	\$4,761,534	\$50,332	\$0	\$4,811,866	\$3,307,192	\$1,504,674

Instructions: Fill out the Grey Cells with the relevant information. Input 0 or none if there is nothing recorded in that account or there is no applicable information to report.

Coronado Utilities, Inc.
Annual Report
Depreciation Expense for the Current Year (Wastewater)
12/31/22

Depreciation Expense for the Current Year (Wastewater)								
Account No.	Description	Beginning Year Original Cost	Current Year Additions	Current Year Retirements	Adjusted Original Cost	Fully Depreciated/Non- depreciable Plant	Depreciation Percentages	Depreciation Expense
351	Organization	\$5,194	\$0	\$0	\$5,194			\$0
352	Franchises	0	0	0	0			0
353	Land and Land Rights	315,001	0	0	315,001			0
354	Structures and Improvements	22,842	0	0	22,842		3.33%	761
355	Power Generation Equipment	0	0	0	0			0
360	Collections Wastewater - Force	0	0	0	0			0
361	Collections Wastewater - Gravity	65,115	0	0	65,115		2.00%	1,302
362	Special Collecting Structures	1,576	0	0	1,576		2.00%	32
363	Services to Customers	0	0	0	0			0
364	Flow Measuring Devices	23,031	0	0	23,031		10.00%	2,303
365	Flow Measuring Installations	2,324	0	0	2,324		10.00%	232
366	Reuse Services	0	0	0	0			0
367	Reuse Meters & Meter Installations	0	0	0	0			0
370	Receiving Wells	16,133	0	0	16,133		3.33%	537
371	Pumping Equipment	110,428	27,155	0	137,583		12.50%	15,501
374	Reuse Distribution Reservoirs	0	0	0	0			0
375	Reuse Trans. And Distr. Equipment	0	0	0	0			0
380	Treatment and Disposal Equipment	3,446,997	11,164	0	3,458,161		5.00%	172,629
381	Plant Sewers	0	0	0	0			0
382	Outfall Sewer Lines	545,937	0	0	545,937		3.33%	18,180
389	Other Plant and Misc. Equipment	197,373	0	0	197,373		1.82%	3,594
390	Office Furniture and Equipment	0	2,013	0	2,013		10.00%	101
390.1	Computer & Software	0	0	0	0			0
391	Transportation Equipment	6,600	10,000	0	16,600		20.00%	2,320
392	Stores Equipment	0	0	0	0			0
393	Tools, Shop and Garage Equipment	0	0	0	0			0
394	Laboratory Equipment	0	0	0	0			0
395	Power Operated Equipment	0	0	0	0			0
396	Communication Equipment	1,352	0	0	1,352		10.00%	135
397	Miscellaneous Equipment	0	0	0	0			0
398	Other Tangible Plant	1,632	0	0	1,632		10.00%	163
	Subtotal	\$4,761,534	\$50,332	\$0	\$4,811,866	\$0		\$217,790

Contribution(s) in Aid of Construction (Gross)	\$603,201
Less: Non Amortizable Contribution(s)	249,999
Fully Amortized Contribution(s)	
Amortizable Contribution(s)	\$353,202
Times: Proposed Amortization Rate	5.07%
Amortization of CIAC	\$17,913

Less: Amortization of CIAC **\$17,913**

DEPRECIATION EXPENSE **\$199,877**

Instructions: Fill out the Grey Cells with the relevent information. Input 0 or none if there is nothing recorded in that account or there is no applicable information to report.

Coronado Utilities, Inc.
Annual Report
Balance Sheet Assets
12/31/22

Balance Sheet Assets				
	Assets		Balance at Beginning of Year (2022)	Balance at End of Year (2022)
Account No.	Current and Accrued Assets			
131	Cash		\$30,417	\$10,198
132	Special Deposits		358,095	367,089
135	Temporary Cash Investments			
141	Customer Accounts Receivable		35,539	118,598
142	Other Accounts Receivable			
143	Accumulated Provision for Uncollectable Accounts			
146	Notes Receivable from Associated Companies			
151	Plant Material and Supplies			
162	Prepayments			
173	Accrued Utility Revenue			
174	Miscellaneous Current and Accrued Assets		81,013	63,613
	Total Current and Accrued Assets		\$505,064	\$559,497
	Deferred Debits			
186.1	Deferred Rate Case Expense			
	Total Deferred Debits		\$0	\$0
	Fixed Assets			
101	Utility Plant in Service*		\$4,761,534	\$4,811,866
103	Property Held for Future Use			
105	Construction Work in Progress			
108	Accumulated Depreciation (enter as negative)*		(3,090,208)	(3,307,192)
121	Non-Utility Property			
122	Accumulated Depreciation - Non Utility			
	Total Fixed Assets		\$1,671,326	\$1,504,674
	Total Assets		\$2,176,390	\$2,064,171

Instructions: Fill out the Grey Cells with the relevant information. Input 0 or none if there is nothing recorded in that account or there is no applicable information to report.

Note these items feed automatically from the adjusted end of year balance from AR4.

Coronado Utilities, Inc.
Annual Report
Balance Sheet Liabilities and Owners Equity

Balance Sheet Liabilities and Owners Equity				
	Liabilities		Balance at Beginning of Year (2022)	Balance at End of Year (2022)
Account No.	Current Liabilities			
231	Accounts Payable		\$44,840	\$49,429
232	Notes Payable (Current Portion)			
234	Notes Payable to Associated Companies			
235	Customer Deposits		31,232	20,082
236	Accrued Taxes		50	50
237	Accrued Interest		5,286	(8,698)
241	Miscellaneous Current and Accrued Liabilities		20,720	720
253	Other Deferred Credits			
	Total Current Liabilities		\$102,129	\$61,583
	Long Term Debt			
224	Long Term Debt (Notes and Bonds)		\$1,015,000	\$835,000
	Total Long Term Debt		\$1,015,000	\$835,000
	Deferred Credits			
252	Advances in Aid of Construction			
255	Accumulated Deferred Investment Tax Credits			
271	Contributions in Aid of Construction		603,201	603,201
272	Less: Amortization of Contributions		(343,372)	(361,214)
281	Accumulated Deferred Income Tax			
	Total Deferred Credits		\$259,829	\$241,987
	Total Liabilities		\$1,376,957	\$1,138,570
	Capital Accounts			
201	Common Stock Issued		\$277,188	\$512,212
211	Other Paid-In Capital		570,000	277,188
215	Retained Earnings		(47,756)	136,201
218	Proprietary Capital (Sole Props and Partnerships)			
	Total Capital		\$799,432	\$925,601
	Total Liabilities and Capital		\$2,176,390	\$2,064,171

Instructions: Fill out the Grey Cells with the relevent information. Input 0 or none if there is nothing recorded in that account or there is no applicable information to report.

Note: Total liabilities and Capital must match total assets for the beginning and end of the year!

Coronado Utilities, Inc.
Annual Report
Wastewater Comparative Income Statement
12/31/22

Wastewater Comparative Income Statement			
Account No.	Calendar Year	Current Year 01/01/2022 -	Last Year 01/01/2021 -
	Operating Revenue		
521	Flat Rate Revenues	\$812,940	\$874,420
522	Measured Revenues	67,733	41,602
534	Rents from Wastewater Property		
536	Other Wastewater Revenues	179,141	99,480
	Total Revenues	\$1,059,815	\$1,015,502
	Operating Expenses		
701	Salaries and Wages	\$123,974	\$135,225
704	Employee Pensions and Benefits	4,928	4,201
710	Purchased Wastewater Treatment		
711	Sludge Removal Expense	22,489	11,453
715	Purchased Power	54,626	40,519
716	Fuel for Power Production		
718	Chemicals	15,642	8,824
720	Materials and Supplies	3,070	3,523
720.1	Repairs and Maintenance	3,983	7,231
720.2	Office Supplies and Expense	2,393	0
721	Office Expense	0	197
731	Contractual Services -Engineering		
732	Contractual Services - Accounting	9,275	5,350
733	Contractual Services - Legal	54,469	56,571
734	Contractual Services - Management Fees	266,349	218,545
735	Contractual Services - Testing	9,707	6,340
736	Contractual Services - Other	40,293	34,515
740	Rents - Building	1,151	
742	Rents - Equipment	0	0
750	Transportation Expenses	7,410	458
757	Insurance - General Liability	9,518	6,024
758	Insurance - Worker's Compensation	0	0
759	Insurance - Other	3,986	3,489
760	Advertising Expense	48	366
766	Regulatory Commission Expense - Rate Case	5,185	46,087
767	Regulatory Commission Expense - Other	3,013	2,314
770	Bad Debt Expense	5,994	112,056
775	Miscellaneous Expense	9,703	17,089
403	Depreciation Expense (From Schedule AR4)	199,877	203,339
408	Taxes Other Than Income		
408.11	Property Taxes	39,424	43,120
408.12	Payroll Taxes	6,036	7,011
409	Income Taxes	52	(251)
	Total Operating Expenses	\$902,597	\$973,597
	Operating Income / (Loss)	\$157,218	\$41,905
	Other Income / (Expense)		
414	Gain (Loss) on Dispositions		
419	Interest and Dividend Income	4,283	(539)
421	Non-Utility Income	66,589	2,642
426	Miscellaneous Non-Utility (Expense)		
427	Interest (Expense)	(44,134)	(70,426)
	Total Other Income / (Expense)	\$26,739	(\$68,323)
	Net Income / (Loss)	\$183,957	(\$26,418)

Instructions: Fill out the Grey Cells with the relevant information. Input 0 or none if there is nothing recorded in that account or there is no applicable information to report.

Full time equivalent employees

	Direct Company	Allocated	Outside service	Total
President				0.0
Vice-president				0.0
Manager			0.5	0.5
Engineering Staff				0.0
System Operator(s)	1.0			1.0
Customer Service			0.5	0.5
Accounting				0.0
Business Office				0.0
Rates Department				0.0
Administrative Staff			0.5	0.5
Other				0.0
Total	1.0	0.0	1.5	2.5

Instructions: Fill out the Grey Cells with the relevant information. Input 0 or none if there is nothing recorded in that account or there is no applicable information to report. A full-time employee is based on 2080 total hours per year. Please calculate partial employees using 2080 hours.

Coronado Utilities, Inc.
Annual Report
Supplemental Financial Data (Long-Term Debt)
12/31/22

Supplemental Financial Data (Long-Term Debt)				
	Loan #1	Loan #2	Loan #3	Loan #4
Date Issued				
Source of Loan	Pinal County Bonds			
ACC Decision No.				
Reason for Loan				
Dollar Amt. Issued	2,650,000			
Amount Outstanding	724,166.67			
Date of Maturity				
Interest Rate	6.25%			
Current Year Interest	57,812.52			
Current Year Principal	184,999.98			

Meter Deposit Balance at Test Year End:	
---	--

Meter Deposits Refunded During the Test Year:	
---	--

List all bonds, notes, loans, and other types of indebtedness in which the proceeds were used in the provision of public utility service. Indebtedness incurred for personal uses by the owner of the utility should not be listed. Input 0 or none if there is nothing to report for that cell.

Wastewater Utility Plant Description

Name of System:		Coronado Utilities, Inc.	
Wastewater Inventory Number (if applicable):		105607	
Type of Treatment		Other	
Design Capacity of Plant (Gallons per day)		350,000	

LIFT STATION FACILITIES

[illegible]

FORCE MAINS

Size	Material	Length (Feet)
4 inch	ACP/PVC/DIP	4,420
8 inch	- effluent reclaimed water force	15,800

MANHOLES

Type	Quantity
Standard	314
Drop	

CLEANOUTS

Quantity
5

Note: If you are filing for more than one system, please provide separate sheets for each system.

Instructions: Fill out the Grey Cells with the relevant information. Input 0 or none if there is nothing recorded in that account or there is no applicable information to report. Copy and paste this sheet as many times as is necessary.

Wastewater Utility Plant Description (Continued)					
GRAVITY MAINS			SERVICES/LATERALS		
Sizes (inches)	Material	Length (feet)	Size (inches)	Material	Quantity
6	CLAY	44,973	4	Clay/PVC	1,504
8	CLAY	35,068	8	Clay/PVC	20
10	CLAY	6,275			
12	CLAY	2,350			
15	CLAY	10,485			

For the following five items, list the utility owned assets in each category for each system.

SOLIDS PROCESSING AND HANDLING FACILITIES	Grit chamber, bar screen, roto-screen; sludge digesting tank with scum pump and sludge drying beds
DISINFECTION EQUIPMENT (Chlorinator, Ultra-Violet, Etc.)	Liquid chlorination system and chlorine contact tank
FILTRATION EQUIPMENT (Rapid Sand, Slow Sand, Activated Carbon, Etc.)	N/A
STRUCTURES (Buildings, Fences, Etc.)	Operations building; Equipment Storage Building with Garage; perimeter fence
Other (Laboratory Equipment, Tools, Vehicles, Standby, Power Generators, Etc.)	Process and testing equipment/bobcat/utility van/jetting machine/flow meters; 150 kw standby generator with transfer switch

Note: If you are filing for more than one system, please provide separate sheets for each system.

Instructions: Fill out the Grey Cells with the relevant information. Input 0 or none if there is nothing recorded in that account or there is no applicable information to report. Copy and paste this sheet as many times as is necessary.

Wastewater Flows					
Month	Number of Services	Total Monthly Sewage Flow (Gallons)	Sewage Flow on Peak Day	Purchased Power Expense ¹	Purchased Power (kWh) ²
January	1,275	4,916,424	208,298	\$3,661	39,163
February	1,260	4,245,009	198,660	3,770	37,701
March	1,264	4,571,702	207,782	3,783	37,925
April	1,281	4,391,288	180,951	4,257	43,663
May	1,275	4,678,574	183,891	5,293	46,678
June	1,262	4,392,807	193,609	5,658	51,097
July	1,267	4,693,791	185,145	5,268	46,046
August	1,254	4,921,141	273,298	5,013	43,695
September	1,258	4,488,925	191,370	5,349	47,656
October	1,258	4,554,447	300,853	4,841	42,044
November	1,257	4,432,226	203,079	4,069	41,326
December	1,252	4,542,916	225,410	4,424	46,206
	Totals	54,829,250	2,552,346	\$55,386	523,200

Provide the following information as applicable per wastewater system:

Method of Effluent Disposal	Other
Groundwater Permit Number	N/A
ADEQ Aquifer Protection Permit ("APP") Number	P105607
ADEQ Reuse Permit Number	R105903
EPA NPDES Permil Number	N/A
APP Effluent Treatment Requirement (Class)?	
Permitted Flow Rate	350000 gpd
Permitted Organic Capacity	
Hydraulic Capacity	150%
Type of Biological Treatment	

In the space below, list all violations within the past 12 months:

Note: If you are filing for more than one system, please provide separate sheets for each system.

1 Enter the total purchased power costs for the power meters associated with this system.

2 Enter the total purchased kWh used by the power meters associated with this system.

Instructions: Fill out the Grey Cells with the relevent information. Input 0 or none if there is nothing recorded in that account or there is no applicable information to report.

Other Wastewater System Information

Provide a calculation used to determine the value of one wastewater equivalent residential connection (ERC).

Use one of the following methods:

- (a) If actual flow data are available from the preceding 12 months, divide the total annual single family residence (SFR) gallons sold by the average number of single family residence customers for the same period and divide the result by 365 days.
- (b) If no historical flow data are available, use:

$$\text{ERC} = (\text{Total SFR gallons treated (Omit 000)} / 365 \text{ days} / 280 \text{ gallons per day})$$

For wastewater only utilities:

Subtract all general use and other non residential customer gallons from the total gallons treated. Divide the remainder (SFR customers) by 365 days to reveal single family residence customer gallons per day.

NOTE: Total gallons treated includes both treated and purchased treatment.

ERC

119

Method used:

(a)

What is the present system connection capacity (in ERCs *) using existing lines?

1,316

What is the future system connection capacity (in ERCs *) upon service area buildout?

1,800

Describe any plans and estimated completion dates for any enlargements or improvements of this system.

N/A

If the utility uses reuse as a means of effluent disposal, attach a list of the reuse end users and the amount of reuse provided to each, if known.

N/A

If the utility does not engage in reuse, has a reuse feasibility study been completed?

N/A

If so, when?

Coronado Utilities, Inc.
Annual Report
Utility Shutoffs / Disconnects
12/31/22

Utility Shutoffs / Disconnects	
Name of System:	Coronado Utilities, Inc.
Wastewater Inventory Number (if applicable):	105607

Month	Termination without Notice R14-2-609.B	Termination with Notice R14-2- 609.C	Other
January	0	0	0
February	0	0	0
March	0	0	0
April	0	0	0
May	0	0	0
June	0	0	0
July	0	0	0
August	0	0	0
September	0	0	0
October	0	0	0
November	0	0	0
December	0	0	0
Total	0	0	0

Other (description):

Instructions: Fill out the Grey Cells with the relevant information. Input 0 or none if there is nothing recorded in that account or there is no applicable information to report.

Property Taxes	
----------------	--

Amount of actual property taxes paid during Calendar Year 2022 was
--

\$19,712

If no property taxes paid, explain why.

Instructions: Fill out the Grey Cells with the relevent information. Input 0 or none if there is nothing recorded in that account or there is no applicable information to report.

Coronado Utilities, Inc.
Annual Report
Verification and Sworn Statement (Taxes)
12/31/22

Verification and Sworn Statement (Taxes)

Verification: State of Colorado I, the undersigned of the
(state name)

County of (county name):

Name (owner or official) title:

Company name:

Denver
Jason WilliamsonCoronado Utilities, Inc.

DO SAY THAT THIS ANNUAL UTILITY PROPERTY TAX AND SALES TAX REPORT TO THE ARIZONA CORPORATION COMMISSION.


FOR THE YEAR ENDING:

12/31/22

HAS BEEN PREPARED UNDER MY DIRECTION, FROM THE ORIGINAL BOOKS, PAPERS AND RECORDS OF SAID UTILITY; THAT I HAVE CAREFULLY EXAMINED THE SAME, AND DECLARE THE SAME TO BE A COMPLETE AND CORRECT STATEMENT OF BUSINESS AND AFFAIRS OF SAID UTILITY FOR THE PERIOD COVERED BY THIS REPORT IN RESPECT TO EACH AND EVERY MATTER AND THING SET FORTH, TO THE BEST OF MY KNOWLEDGE, INFORMATION AND BELIEF.

Sworn Statement: I HEREBY ATTEST THAT ALL PROPERTY TAXES FOR SAID COMPANY ARE CURRENT AND PAID IN FULL.

I HEREBY ATTEST THAT ALL SALES TAXES FOR SAID COMPANY ARE CURRENT AND PAID IN FULL.


signature of owner/official720 949 1384
telephone no.

SUBSCRIBED AND SWORN TO BEFORE ME A NOTARY PUBLIC
IN AND FOR THE COUNTY

THIS

13th

DAY OF

Denver

(county name)

April 2023

(month) and (year)

MY COMMISSION EXPIRES

03/22/2025
(date)


Eric Andrew Jones

NOTARY PUBLIC

STATE OF COLORADO

NOTARY ID# 20174010338

MY COMMISSION EXPIRES 03/22/2025


(signature of notary public)

Verification and Sworn Statement

Verification:

State of Colorado I, the undersigned of the
(state name)

County of (county name): 0 Denver
Name (owner or official) title: Jason Williamson
Company name: Coronado Utilities, Inc.

DO SAY THAT THIS ANNUAL UTILITY PROPERTY TAX AND SALES TAX REPORT TO THE ARIZONA CORPORATION COMMISSION.

FOR THE YEAR ENDING: 12/31/22

HAS BEEN PREPARED UNDER MY DIRECTION, FROM THE ORIGINAL BOOKS, PAPERS AND RECORDS OF SAID UTILITY; THAT I HAVE CAREFULLY EXAMINED THE SAME, AND DECLARE THE SAME TO BE A COMPLETE AND CORRECT STATEMENT OF BUSINESS AND AFFAIRS OF SAID UTILITY FOR THE PERIOD COVERED BY THIS REPORT IN RESPECT TO EACH AND EVERY MATTER AND THING SET FORTH, TO THE BEST OF MY KNOWLEDGE, INFORMATION AND BELIEF.

Sworn Statement: IN ACCORDANCE WITH THE REQUIREMENTS OF TITLE 40, ARTICLE 8, SECTION 40-401, ARIZONA REVISED STATUTES, IT IS HEREIN REPORTED THAT THE GROSS OPERATING REVENUE OF SAID UTILITY DERIVED FROM ARIZONA INTRASTATE UTILITY OPERATIONS DURING THE CALENDAR YEAR WAS:

Arizona Intrastate Gross Operating Revenues Only (\$)

\$1,059,815

(The amount in the box above includes

\$0 in sales taxes
billed or collected)

[Signature]
signature of owner/official

0 720-949-1384
telephone no.

SUBSCRIBED AND SWORN TO BEFORE ME A NOTARY PUBLIC
IN AND FOR THE COUNTY

THIS 13th DAY OF Denver
(county name)
April 2023
(month) and (year)

MY COMMISSION EXPIRES 03/22/2025
(date)

Eric Andrew Jones
NOTARY PUBLIC
STATE OF COLORADO
NOTARY ID# 20174010338
MY COMMISSION EXPIRES 03/22/2025

[Signature]
(signature of notary public)

Verification and Sworn Statement (Residential Revenue)

Verification:

State of Colorado I, the undersigned of the
(state name)

County of (county name):

0 Denver

Name (owner or official) title:

Jason Williamson

Company name:

Coronado Utilities, Inc.

DO SAY THAT THIS ANNUAL UTILITY PROPERTY TAX AND SALES TAX REPORT TO THE ARIZONA CORPORATION COMMISSION.

FOR THE YEAR ENDING: 12/31/22

HAS BEEN PREPARED UNDER MY DIRECTION, FROM THE ORIGINAL BOOKS, PAPERS AND RECORDS OF SAID UTILITY; THAT I HAVE CAREFULLY EXAMINED THE SAME, AND DECLARE THE SAME TO BE A COMPLETE AND CORRECT STATEMENT OF BUSINESS AND AFFAIRS OF SAID UTILITY FOR THE PERIOD COVERED BY THIS REPORT IN RESPECT TO EACH AND EVERY MATTER AND THING SET FORTH, TO THE BEST OF MY KNOWLEDGE, INFORMATION AND BELIEF.


Sworn Statement: IN ACCORDANCE WITH THE REQUIREMENTS OF TITLE 40, ARTICLE 8, SECTION 40-401, ARIZONA REVISED STATUTES, IT IS HEREIN REPORTED THAT THE GROSS OPERATING REVENUE OF SAID UTILITY DERIVED FROM ARIZONA INTRASTATE UTILITY OPERATIONS RECEIVED FROM RESIDENTIAL CUSTOMERS DURING THE CALENDAR YEAR WAS:

Arizona Intrastate Gross Operating Revenues Only (\$)

\$1,059,815

(The amount in the box above includes

\$0 in sales taxes
billed or collected)


signature of owner/official

0 720-949-1384
telephone no.

SUBSCRIBED AND SWORN TO BEFORE ME A NOTARY PUBLIC
IN AND FOR THE COUNTY

Denver
(county name)

THIS

13th


DAY OF

April 2023
(month) and (year)

MY COMMISSION EXPIRES

03/22/2025
(date)

Eric Andrew Jones
NOTARY PUBLIC
STATE OF COLORADO
NOTARY ID# 20174010338
MY COMMISSION EXPIRES 03/22/2025


(signature of notary public)

Full Gross-up Method for Income Tax Statement of Certification

Verification:


State of Colorado I, the undersigned of the
(state name)

County of (county name): 0 Denver
Name (owner or official) title: Jason Williamson
Company name: Coronado Utilities, Inc.

FOR THE YEAR ENDING: 12/31/22

Sworn Statement:

IN ACCORDANCE WITH THE REQUIREMENTS OF DECISION NO. 77084, BECAUSE THE UTILITY REQUIRES THE GROSS UP OF ADVANCES AND CONTRIBUTIONS, I HEREBY STATE THAT THE UTILITY HAS INCURRED OR IS EXPECTED TO INCUR A NET INCREASE IN CURRENT INCOME TAX EXPENSE OR A DECREASE IN DEFERRED TAX ASSET FOR A CARRY FORWARD ACCORDING TO GAAP IN AN AMOUNT EQUAL TO OR GREATER THAN THE AMOUNT OF THE REQUIRED GROSS UP PAID BY DEVELOPERS IN THE PERIOD COVERED BY THIS ANNUAL REPORT.


signature of owner/official

0 720-949-1384
telephone no.


SUBSCRIBED AND SWORN TO BEFORE ME A NOTARY PUBLIC
IN AND FOR THE COUNTY

Denver
(county name)

THIS 13th DAY OF April 2023
(month) and (year)

MY COMMISSION EXPIRES 03/22/2025
(date)

Eric Andrew Jones
NOTARY PUBLIC
STATE OF COLORADO
NOTARY ID# 20174010338
MY COMMISSION EXPIRES 03/22/2025


(signature of notary public)