

**ANNUAL REPORT**

Of

Company Name: Liberty Utilities (Black Mountain Sewer) Corp  
14920 W Camelback Rd.,  
Mailing Address: Litchfield Park AZ  
85340  
Docket No.: SW-02361A  
For the Year Ended: 12/31/21

**WASTEWATER UTILITY**

To

Arizona Corporation Commission

**RECEIVED  
BY EMAIL  
8/03/2022, 5:21 AM  
ARIZONA CORPORATION COMMISSION  
UTILITIES DIVISION**

**Due on April 15th**

Email: Util-Compliance@azcc.gov, mail or deliver the completed Annual Report to:  
Arizona Corporation Commission  
Compliance Section - Utilities Division  
1200 West Washington Street  
Phoenix, Arizona 85007

Application Type: Original Filing  
Application Date: 7/29/2022

ARIZONA CORPORATION COMMISSION  
 WASTEWATER UTILITY ANNUAL REPORT  
 Liberty Utilities (Black Mountain Sewer) Corp  
 A Class  Utility

For the Calendar Year Ended: 12/31/21

Primary Address:   
 City:  State:  Zip Code:

Telephone Number:

Date of Original Organization of Utility:

Person to whom correspondence should be addressed concerning this report:

Name:   
 Telephone No. :   
 Address:   
 City:  State:  Zip Code:   
 Email:

Name:   
 Telephone No. :   
 Address:   
 City:  State:  Zip Code:   
 Email:

Name:   
 Telephone No. :   
 Address:   
 City:  State:  Zip Code:   
 Email:

Name:   
 Telephone No. :   
 Address:   
 City:  State:  Zip Code:   
 Email:

Name:   
 Telephone No. :   
 Address:   
 City:  State:  Zip Code:   
 Email:

Ownership:

Counties Served:

**Important changes during the year**

No	For those companies not subject to the affiliated interest rules, has there been a change in ownership or direct control during the year?
	If yes, please provide specific details in the box below.
	NA

No	Has the company been notified by any other regulatory authorities during the year, that they are out of compliance?
	If yes, please provide specific details in the box below.
	NA

Utility Plant in Service (Wastewater)							
Account No.	Description	Beginning Year Original Cost	Current Year Additions	Current Year Retirements	Adjusted Original Cost	Accumulated Depreciation	OCLD (OC less AD)
351	Organization	0	0	0	\$0	0	\$0
352	Franchises	0	0	0	0	0	0
353	Land and Land Rights	158,929	0	0	158,929	0	158,929
354	Structures and Improvements	4,229,239	26,164	0	4,255,403	1,618,229	2,637,174
355	Power Generation Equipment	9,000	0	0	9,000	3,051	5,949
360	Collections Wastewater - Force	5,019,532	13,524	0	5,033,056	308,740	4,724,316
361	Collections Wastewater - Gravity	5,483,286	142,239	0	5,625,525	3,951,607	1,673,918
362	Special Collecting Structures	765,406	0	0	765,406	(28,205)	793,611
363	Services to Customers	258,784	72,258	0	331,042	197,497	133,545
364	Flow Measuring Devices	68,638	0	0	68,638	(12,808)	81,446
365	Flow Measuring Installations	180,051	0	0	180,051	179,987	64
366	Reuse Services	0	0	0	0	0	0
367	Reuse Meters & Meter Installations	0	0	0	0	0	0
370	Receiving Wells	773,931	0	0	773,931	613,065	160,866
371	Pumping Equipment	1,328,092	25,444	0	1,353,536	809,107	544,429
374	Reuse Distribution Reservoirs	0	0	0	0	0	0
375	Reuse Trans. And Distr. Equipment	0	0	0	0	0	0
380	Treatment and Disposal Equipment	430,704	0	0	430,704	187,705	242,999
381	Plant Sewers	130,777	20,130	0	150,907	109,334	41,573
382	Outfall Sewer Lines	0	0	0	0	0	0
389	Other Plant and Misc. Equipment	997,549	0	0	997,549	884,528	113,021
390	Office Furniture and Equipment	84,741	0	0	84,741	75,379	9,362
390.1	Computer & Software	153,698	4,185	0	157,883	92,086	65,797
391	Transportation Equipment	120,665	0	0	120,665	85,811	34,854
392	Stores Equipment	0	0	0	0	0	0
393	Tools, Shop and Garage Equipment	34,076	0	0	34,076	12,042	22,034
394	Laboratory Equipment	14,219	0	0	14,219	8,181	6,038
395	Power Operated Equipment	0	0	0	0	0	0
396	Communication Equipment	146,881	16,490	0	163,371	106,943	56,428
397	Miscellaneous Equipment	6,892	24,713	0	31,605	5,026	26,579
398	Other Tangible Plant	1,200,080	0	0	1,200,080	262,765	937,315
	<b>Totals</b>	<b>\$21,595,171</b>	<b>\$345,147</b>	<b>\$0</b>	<b>\$21,940,318</b>	<b>\$9,470,070</b>	<b>\$12,470,248</b>

**Instructions:** Fill out the Grey Cells with the relevant information. Input 0 or none if there is nothing recorded in that account or there is no applicable information to report.

Liberty Utilities (Black Mountain Sewer) Corp  
Annual Report  
Depreciation Expense for the Current Year (Wastewater)  
12/31/21

Depreciation Expense for the Current Year (Wastewater)								
Account No.	Description	Beginning Year Original Cost	Current Year Additions	Current Year Retirements	Adjusted Original Cost	Fully Depreciated/Non-depreciable Plant	Depreciation Percentages	Depreciation Expense
351	Organization	\$0	\$0	\$0	0	0	0.00%	0
352	Franchises	0	\$0	\$0	0	0	0.00%	0
353	Land and Land Rights	158,929	\$0	\$0	158,929	0	0.00%	0
354	Structures and Improvements	4,229,239	\$26,164	\$0	4,255,403	0	3.33%	141,269
355	Power Generation Equipment	9,000	\$0	\$0	9,000	0	5.00%	450
360	Collections Wastewater - Force	5,019,532	\$13,524	\$0	5,033,056	0	2.00%	100,526
361	Collections Wastewater - Gravity	5,483,286	\$142,239	\$0	5,625,525	0	2.00%	111,088
362	Special Collecting Structures	765,406	\$0	\$0	765,406	0	2.00%	15,308
363	Services to Customers	258,784	\$72,258	\$0	331,042	46,500	2.00%	4,968
364	Flow Measuring Devices	68,638	\$0	\$0	68,638	0	10.00%	6,864
365	Flow Measuring Installations	180,051	\$0	\$0	180,051	179,610	10.00%	44
366	Reuse Services	0	\$0	\$0	0	0	2.00%	0
367	Reuse Meters & Meter Installations	0	\$0	\$0	0	0	8.33%	0
370	Receiving Wells	773,931	\$0	\$0	773,931	0	3.33%	25,772
371	Pumping Equipment	1,328,092	\$25,444	\$0	1,353,536	710,450	12.50%	78,796
374	Reuse Distribution Reservoirs	0	\$0	\$0	0	0	2.50%	0
375	Reuse Trans. And Distr. Equipment	0	\$0	\$0	0	0	2.50%	0
380	Treatment and Disposal Equipment	430,704	\$0	\$0	430,704	139,198	5.00%	14,575
381	Plant Sewers	130,777	\$20,130	\$0	150,907	116,917	5.00%	1,196
382	Outfall Sewer Lines	0	\$0	\$0	0	0	3.33%	0
389	Other Plant and Misc. Equipment	997,549	\$0	\$0	997,549	910,707	6.67%	5,792
390	Office Furniture and Equipment	84,741	\$0	\$0	84,741	0	6.67%	5,652
390.1	Computer & Software	153,698	\$4,185	\$0	157,883	93,500	20.00%	12,458
391	Transportation Equipment	120,665	\$0	\$0	120,665	44,800	20.00%	15,173
392	Stores Equipment	0	\$0	\$0	0	0	4.00%	0
393	Tools, Shop and Garage Equipment	34,076	\$0	\$0	34,076	0	5.00%	1,704
394	Laboratory Equipment	14,219	\$0	\$0	14,219	2,416	10.00%	1,180
395	Power Operated Equipment	0	\$0	\$0	0	0	5.00%	0
396	Communication Equipment	146,881	\$16,490	\$0	163,371	39,503	10.00%	11,562
397	Miscellaneous Equipment	6,892	\$24,713	\$0	31,605	0	10.00%	1,925
398	Other Tangible Plant	1,200,080	\$0	\$0	1,200,080	486,294	10.00%	71,379
	<b>Subtotal</b>	<b>\$21,595,171</b>	<b>\$345,147</b>	<b>\$0</b>	<b>\$21,940,318</b>	<b>\$2,769,895</b>		<b>\$627,682</b>

Contribution(s) in Aid of Construction (Gross)	\$6,957,144
Less: Non Amortizable Contribution(s)	0
Fully Amortized Contribution(s)	5,710,098
Amortizable Contribution(s)	<b>\$1,247,046</b>
Times: Proposed Amortization Rate	3.27%
<b>Amortization of CIAC</b>	\$40,831

Less: Amortization of CIAC

**DEPRECIATION EXPENSE**

**Instructions:** Fill out the Grey Cells with the relevent information. Input 0 or none if there is nothing recorded in that account or there is no applicable information to report.

Liberty Utilities (Black Mountain Sewer) Corp  
Annual Report  
Balance Sheet Assets  
12/31/21

Balance Sheet Assets				
	Assets		Balance at Beginning of Year (2021)	Balance at End of Year (2021)
<b>Account No.</b>	<b>Current and Accrued Assets</b>			
131	Cash		(\$313,041)	(\$8,723)
132	Special Deposits		445,825	444,265
135	Temporary Cash Investments		0	0
141	Customer Accounts Receivable		98,200	134,390
142	Other Accounts Receivable		0	0
143	Accumulated Provision for Uncollectable Accounts		(44,284)	(22,906)
146	Notes Receivable from Associated Companies		0	0
151	Plant Material and Supplies		0	0
162	Prepayments		4,566	4,599
173	Accrued Utility Revenue		187,195	254,094
174	Miscellaneous Current and Accrued Assets		0	0
	<b>Total Current and Accrued Assets</b>		<b>\$378,462</b>	<b>\$805,720</b>
	<b>Deferred Debits</b>			
186.1	Deferred Rate Case Expense		\$109,663	\$41,254
186.2	Other Deferred Debits		3,830,806	3,087,482
	<b>Total Deferred Debits</b>		<b>\$3,940,469</b>	<b>\$3,128,736</b>
	<b>Fixed Assets</b>			
101	Utility Plant in Service*		\$21,595,170	\$21,940,318
103	Property Held for Future Use		0	
105	Construction Work in Progress		487,044	1,308,375
108	Accumulated Depreciation (enter as negative)*		(8,866,121)	(9,470,070)
121	Non-Utility Property		0	0
122	Accumulated Depreciation - Non Utility		0	0
	<b>Total Fixed Assets</b>		<b>\$13,216,093</b>	<b>\$13,778,623</b>
	<b>Total Assets</b>		<b>\$17,535,025</b>	<b>\$17,713,079</b>

**Instructions:** Fill out the Grey Cells with the relevant information. Input 0 or none if there is nothing recorded in that account or there is no applicable information to report.

Note these items feed automatically from the adjusted end of year balance from AR4.

Liberty Utilities (Black Mountain Sewer) Corp  
 Annual Report  
 Balance Sheet Liabilities and Owners Equity

<b>Balance Sheet Liabilities and Owners Equity</b>				
	<b>Liabilities</b>		Balance at Beginning of Year (2021)	Balance at End of Year (2021)
<b>Account No.</b>	<b>Current Liabilities</b>			
231	Accounts Payable		(\$330)	(\$330)
232	Notes Payable (Current Portion)		0	0
234	Notes Payable to Associated Companies		6,892,926	6,262,908
235	Customer Deposits		390	32,062
236	Accrued Taxes		129,705	(2,341)
237	Accrued Interest		67,909	182,149
241	Miscellaneous Current and Accrued Liabilities		1,210,177	524,450
253	Other Deferred Credits		480,540	484,548
	<b>Total Current Liabilities</b>		<b>\$8,781,317</b>	<b>\$7,483,447</b>
	<b>Long Term Debt</b>			
224	Long Term Debt (Notes and Bonds)		\$3,400,000	\$3,400,000
	<b>Total Long Term Debt</b>		<b>\$3,400,000</b>	<b>\$3,400,000</b>
	<b>Deferred Credits</b>			
252	Advances in Aid of Construction		\$119,645	\$170,725
255	Accumulated Deferred Investment Tax Credits		413,305	350,226
271	Contributions in Aid of Construction		6,964,644	6,964,644
272	Less: Amortization of Contributions		(5,699,972)	(5,796,513)
281	Accumulated Deferred Income Tax		0	1,547,390
	<b>Total Deferred Credits</b>		<b>\$1,797,622</b>	<b>\$3,236,472</b>
	<b>Total Liabilities</b>		<b>\$13,978,939</b>	<b>\$14,119,919</b>
	<b>Capital Accounts</b>			
201	Common Stock Issued		\$1,009,680	\$1,009,680
211	Other Paid-In Capital		(3,400,000)	(3,400,000)
215	Retained Earnings		5,946,405	5,983,480
218	Proprietary Capital (Sole Props and Partnerships)		0	
	<b>Total Capital</b>		<b>\$3,556,085</b>	<b>\$3,593,159</b>
	<b>Total Liabilities and Capital</b>		<b>\$17,535,025</b>	<b>\$17,713,078</b>

**Instructions:** Fill out the Grey Cells with the relevant information. Input 0 or none if there is nothing recorded in that account or there is no applicable information to report.

**Note:** Total liabilities and Capital must match total assets for the beginning and end of the year!

Liberty Utilities (Black Mountain Sewer) Corp  
Annual Report  
Wastewater Comparative Income Statement  
12/31/21

<b>Wastewater Comparative Income Statement</b>			
Account No.	Calendar Year	Current Year 01/01/2021 -	Last Year 01/01/2020 -
	<b>Operating Revenue</b>		
521	Flat Rate Revenues	\$2,446,618	\$2,478,228
522	Measured Revenues	306,134	19,924
534	Rents from Wastewater Property		0
536	Other Wastewater Revenues	9,251	6,695
420	AFUDC Income	0	64,168
	<b>Total Revenues</b>	<b>\$2,762,002</b>	<b>\$2,569,015</b>
	<b>Operating Expenses</b>		
701	Salaries and Wages		\$0
704	Employee Pensions and Benefits		0
710	Purchased Wastewater Treatment	304,146	225,826
711	Sludge Removal Expense		0
715	Purchased Power	24,625	25,482
716	Fuel for Power Production		0
718	Chemicals	4,164	0
720	Materials and Supplies	8,984	1,015
720.1	Repairs and Maintenance	1,593	11,131
720.2	Office Supplies and Expense	1,585	3,641
721	Office Expense	5,848	13,631
731	Contractual Services -Engineering	0	0
732	Contractual Services - Accounting	4,733	11
733	Contractual Services - Legal	(19,477)	35,097
734	Contractual Services - Management Fees	633,154	485,040
735	Contractual Services - Testing	20,002	12,308
736	Contractual Services - Other	95,814	266,214
740	Rents - Building	42,634	27,327
742	Rents - Equipment	0	0
750	Transportation Expenses	9,294	9,091
757	Insurance - General Liability	16,283	8,097
758	Insurance - Worker's Compensation	0	2,347
759	Insurance - Other	3,619	0
760	Advertising Expense	2,188	1,192
766	Regulatory Commission Expense - Rate Case	0	0
767	Regulatory Commission Expense - Other	0	0
770	Bad Debt Expense	(21,408)	41,101
775	Miscellaneous Expense	24,440	39,139
403	Depreciation Expense (From Schedule AR4)	586,851	679,887
408	Taxes Other Than Income		0
408.11	Property Taxes	53,950	60,709
408.12	Payroll Taxes	0	0
409	Income Taxes	(100,203)	154,094
	<b>Total Operating Expenses</b>	<b>\$1,702,819</b>	<b>\$2,102,380</b>
	<b>Operating Income / (Loss)</b>	<b>\$1,059,183</b>	<b>\$466,635</b>
	<b>Other Income / (Expense)</b>		
414	Gain (Loss) on Dispositions		\$0
419	Interest and Dividend Income		0
421	Non-Utility Income		0
426	Miscellaneous Non-Utility (Expense)	(284,062)	0
427	Interest (Expense)	(115,412)	(115,661)
	<b>Total Other Income / (Expense)</b>	<b>(\$399,474)</b>	<b>(\$115,661)</b>
	<b>Net Income / (Loss)</b>	<b>\$659,709</b>	<b>\$350,973</b>

**Instructions:** Fill out the Grey Cells with the relevant information. Input 0 or none if there is nothing recorded in that account or there is no applicable information to report.



Liberty Utilities (Black Mountain Sewer) Corp  
 Annual Report  
 Full time equivalent employees  
 12/31/21

**Full time equivalent employees**

	Direct Company	Allocated	Outside service	Total
President	0.0	0.0	0.0	0.1
Vice-president	0.0	0.0	0.0	0.0
Manager	0.0	0.0	0.0	0.0
Engineering Staff	0.7	0.0	0.0	0.7
System Operator(s)	4.0	0.0	0.0	4.0
Customer Service	1.2	0.1	0.0	1.2
Accounting	0.0	0.6	0.0	0.6
Business Office	0.0	0.0	0.0	0.0
Rates Department	0.1	0.0	0.0	0.2
Administrative Staff	0.3	0.1	0.0	0.3
Other	0.0	0.0	0.0	0.0
<b>Total</b>	6.4	0.7	0.0	7.1

**Instructions:** Fill out the Grey Cells with the relevant information. Input 0 or none if there is nothing recorded in that account or there is no applicable information to report. A full-time employee is based on 2080 total hours per year. Please calculate partial employees using 2080 hours.

<b>Supplemental Financial Data (Long-Term Debt)</b>				
	Loan #1	Loan #2	Loan #3	Loan #4
Date Issued	6/27/2019	NA	NA	NA
Source of Loan	Liberty Utilities C	NA	NA	NA
ACC Decision No.	75510	NA	NA	NA
Reason for Loan	Approved Capital	NA	NA	NA
Dollar Amt. Issued	\$ 3,400,000	NA	NA	NA
Amount Outstanding	\$ 3,400,000	NA	NA	NA
Date of Maturity	6/24/2029	NA	NA	NA
Interest Rate	3.36%	NA	NA	NA
Current Year Interest	\$ 114,240	NA	NA	NA
Current Year Principal	\$ -	NA	NA	NA

Meter Deposit Balance at Test Year End:	\$0
---	-----

Meter Deposits Refunded During the Test Year:	\$0
---	-----

**List all bonds, notes, loans, and other types of indebtedness in which the proceeds were used in the provision of public utility service. Indebtedness incurred for personal uses by the owner of the utility should not be listed. Input 0 or none if there is nothing to report for that cell.**

**Wastewater Utility Plant Description**

Name of System:	Liberty Utilities (Black Mountain Sewer) Corp.
Wastewater Inventory Number (if applicable):	APP100351
Type of Treatment	Other
Design Capacity of Plant (Gallons per day)	N/A

LIFT STATION FACILITIES					
Location	Quantity of Pumps	Horsepower Per Pump	Rated Capacity Per Pump (GPM)	Wet Well Capacity (gals)	Year Constructed
Commercial	2	35 HP	200	1080	*2018
CIE - No Longer Exists	N/A	N/A	N/A	N/A	NA
Indian Rock	2	6.5	100	470	*2018
Sage Brush	2	4	45	470	*2014
Trade Center	2	10	174	1000	2005
Sentinel Rock	2	15	370	1500	1999
Carefree Highway	2	20	150	1525	1997
Stage Coach Pass	2	11	50	470	*2019
Peaceful Place	2	3	15	470	*2010
Sunset Trails	2	20	150	2600	1998
El Pedregal	2	10	185	2000	1988
Ridgeview	2	7.5	100	470	1996
Canyon Crossings - New	2	4	85	1000	*2019
Carefree Village	2	2.7	85	1760	2003
Indian Basket	2	1	11	150	*2018
NA	NA	NA	NA	NA	*Upgrades

FORCE MAINS		
Size	Material	Length (Feet)
Unknown	ACP/PVC/DIP	3,581
1.5 inch	ACP	2,660
2 inch	ACP	5,352
2.5 inch	PVC	164
3 inch	PVC	685
4 inch	PVC	7,263
6 inch	PVC	39,327
8 inch	PVC	625
10 inch	PVC	1,188

MANHOLES	
Type	Quantity
Standard	1,079
Drop	20

CLEANOUTS
Quantity
36
NA
NA
NA

**Note:** If you are filing for more than one system, please provide separate sheets for each system.

**Instructions:** Fill out the Grey Cells with the relevant information. Input 0 or none if there is nothing recorded in that account or there is no applicable information to report. Copy and paste this sheet as many times as is necessary.

Wastewater Utility Plant Description (Continued)					
GRAVITY MAINS			SERVICES/LATERALS		
Sizes (inches)	Material	Length (feet)	Size (inches)	Material	Quantity
4	VCP/PVC/DIP/ABS	473	4	NA	2,379
6	VCP/PVC/DIP/ABS	12,457	6	NA	134
8	VCP/PVC/DIP/ABS	197,010	NA	NA	NA
10	VCP/PVC/DIP/ABS	3,145	NA	NA	NA
12	VCP/PVC/DIP/ABS	3,061	NA	NA	NA
15	VCP/PVC/DIP/ABS	1,708	NA	NA	NA
18	VCP/PVC/DIP/ABS	130	NA	NA	NA
21	VCP/PVC/DIP/ABS	74	NA	NA	NA
24	VCP/PVC/DIP/ABS	0	NA	NA	NA
30	VCP/PVC/DIP/ABS	0	NA	NA	NA
Unknown & 16	VCP/PVC/DIP/ABS	2,786	NA	NA	NA
2	VCP/PVC/DIP/ABS	473	NA	NA	NA
NA	NA	NA	NA	NA	NA
NA	NA	NA	NA	NA	NA
NA	NA	NA	NA	NA	NA

For the following five items, list the utility owned assets in each category for each system.

<b>SOLIDS PROCESSING AND HANDLING FACILITIES</b>	N/A
<b>DISINFECTION EQUIPMENT</b> (Chlorinator, Ultra-Violet, Etc.)	N/A
<b>FILTRATION EQUIPMENT</b> (Rapid Sand, Slow Sand, Activated Carbon, Etc.)	NA
<b>STRUCTURES</b> (Buildings, Fences, Etc.)	14 Collection lift stations, Concrete Black Wall
<b>Other</b> (Laboratory Equipment, Tools, Vehicles, Standby, Power Generators, Etc.)	Odor Control Scrubber (Commercial Lift Station), Stand-by Generator (Portable); Lifting Crane Assembly; Ford Pickup (x2); Stand by Generators (Carefree Village, Commercial, New Trade Center)

**Note:** If you are filing for more than one system, please provide separate sheets for each system.

**Instructions:** Fill out the Grey Cells with the relevant information. Input 0 or none if there is nothing recorded in that account or there is no applicable information to report. Copy and paste this sheet as many times as is necessary.

Liberty Utilities (Black Mountain Sewer) Corp  
 Annual Report  
 Wastewater Flows  
 12/31/21

Wastewater Flows					
Month	Number of Services	Total Monthly Sewage Flow (Gallons)	Sewage Flow on Peak Day	Purchased Power Expense <sup>1</sup>	Purchased Power (kWh) <sup>2</sup>
January	2,277	6,472,000	258,000	\$2,483	13,397
February	2,247	6,194,000	304,000	\$2,195	11,867
March	2,264	6,897,000	269,000	\$2,090	11,238
April	2,250	6,761,000	312,000	\$2,161	11,266
May	2,247	8,879,000	509,000	\$2,263	10,411
June	2,241	12,088,000	512,000	\$2,143	9,719
July	2,230	9,201,000	393,000	\$2,049	6,733
August	2,243	11,377,000	422,000	\$2,436	11,257
September	2,252	6,297,000	325,000	\$2,277	10,765
October	2,248	10,072,000	325,000	\$2,585	12,345
November	2,253	9,750,000	325,000	\$2,281	11,965
December	2,244	10,075,000	325,000	\$2,329	12,301
<b>Totals</b>		<b>104,063,000</b>	<b>4,279,000</b>	<b>\$27,292</b>	<b>133,264</b>

Provide the following information as applicable per wastewater system:

Method of Effluent Disposal	Other
Groundwater Permit Number	NA
ADEQ Aquifer Protection Permit ("APP") Number	NA
ADEQ Reuse Permit Number	NA
EPA NPDES Permil Number	NA
APP Effluent Treatment Requirement (Class)?	NA
Permitted Flow Rate	NA
Permitted Organic Capacity	NA
Hydraulic Capacity	NA
Type of Biological Treatment	N/A

In the space below, list all violations within the past 12 months:

N/A

**Note:** If you are filing for more than one system, please provide separate sheets for each system.

<sup>1</sup> Enter the total purchased power costs for the power meters associated with this system.  
<sup>2</sup> Enter the total purchased kWh used by the power meters associated with this system.

**Instructions:** Fill out the Grey Cells with the relevent information. Input 0 or none if there is nothing recorded in that account or there is no applicable information to report.

**Other Wastewater System Information**

**Provide a calculation used to determine the value of one wastewater equivalent residential connection (ERC).**

Use one of the following methods:

- (a) If actual flow data are available from the preceding 12 months, divide the total annual single family residence (SFR) gallons sold by the average number of single family residence customers for the same period and divide the result by 365 days.
- (b) If no historical flow data are available, use:  
$$\text{ERC} = (\text{Total SFR gallons treated (Omit 000)} / 365 \text{ days} / 280 \text{ gallons per day})$$

For wastewater only utilities:

Subtract all general use and other non residential customer gallons from the total gallons treated. Divide the remainder (SFR customers) by 365 days to reveal single family residence customer gallons per day.

**NOTE:** Total gallons treated includes both treated and purchased treatment.

ERC   
Method used:

What is the present system connection capacity (in ERCs \*) using existing lines?

What is the future system connection capacity (in ERCs \*) upon service area buildout?

Describe any plans and estimated completion dates for any enlargements or improvements of this system.

N/A

If the utility uses reuse as a means of effluent disposal, attach a list of the reuse end users and the amount of reuse provided to each, if known.

NA

If the utility does not engage in reuse, has a reuse feasibility study been completed?

If so, when?

NA

Liberty Utilities (Black Mountain Sewer) Corp  
 Annual Report  
 Utility Shutoffs / Disconnects  
 12/31/21

<b>Utility Shutoffs / Disconnects</b>	
Name of System:	Liberty Utilities (Black Mountain Sewer) Corp.
Wastewater Inventory Number (if applicable):	APP100351

Month	Termination without Notice R14-2-609.B	Termination with Notice R14-2-609.C	Other
January	0	0	0
February	0	0	0
March	0	0	0
April	0	0	0
May	0	0	0
June	0	0	0
July	0	0	0
August	0	0	0
September	0	0	0
October	0	0	0
November	0	0	0
December	0	0	0
<b>Total</b>	<b>0</b>	<b>0</b>	<b>0</b>

**Other (description):**

NA
----

**Instructions:** Fill out the Grey Cells with the relevent information. Input 0 or none if there is nothing recorded in that account or there is no applicable information to report.

Liberty Utilities (Black Mountain Sewer) Corp  
Annual Report  
Property Taxes  
12/31/21

Property Taxes	
----------------	--

Amount of actual property taxes paid during Calendar Year 2021 was	
--	--

	\$53,950
--	----------

If no property taxes paid, explain why.
---

N/A
-----

<b>Instructions:</b> Fill out the Grey Cells with the relevant information. Input 0 or none if there is nothing recorded in that account or there is no applicable information to report.
---



**Verification and Sworn Statement (Taxes)**

**Verification:** State of Arizona I, the undersigned of the  
(state name)

County of (county name): Maricopa  
Name (owner or official) title: Crystal Greene  
Company name: Liberty Utilities (Black Mountain Sewer) Corp

DO SAY THAT THIS ANNUAL UTILITY PROPERTY TAX AND SALES TAX REPORT TO THE ARIZONA CORPORATION COMMISSION.

FOR THE YEAR ENDING: 12/31/21

HAS BEEN PREPARED UNDER MY DIRECTION, FROM THE ORIGINAL BOOKS, PAPERS AND RECORDS OF SAID UTILITY; THAT I HAVE CAREFULLY EXAMINED THE SAME, AND DECLARE THE SAME TO BE A COMPLETE AND CORRECT STATEMENT OF BUSINESS AND AFFAIRS OF SAID UTILITY FOR THE PERIOD COVERED BY THIS REPORT IN RESPECT TO EACH AND EVERY MATTER AND THING SET FORTH, TO THE BEST OF MY KNOWLEDGE, INFORMATION AND BELIEF.

**Sworn Statement:** I HEREBY ATTEST THAT ALL PROPERTY TAXES FOR SAID COMPANY ARE CURRENT AND PAID IN FULL.


I HEREBY ATTEST THAT ALL SALES TAXES FOR SAID COMPANY ARE CURRENT AND PAID IN FULL.

Crystal Greene  
signature of owner/official  
623-298-3739  
telephone no.

SUBSCRIBED AND SWORN TO BEFORE ME A NOTARY PUBLIC  
IN AND FOR THE COUNTY

THIS 12<sup>th</sup> DAY OF April 2022  
(month) and (year)

MY COMMISSION EXPIRES April 13, 2022  
(date)



Virginia P. Covarrubias  
(signature of notary public)

**Verification and Sworn Statement**

**Verification:**

State of Arizona, I, the undersigned of the  
(state name)  
County of (county name): Maricopa  
Name (owner or official) title: Crystal Greene  
Company name: Liberty Utilities (Black Mountain Sewer) Corp

DO SAY THAT THIS ANNUAL UTILITY PROPERTY TAX AND SALES TAX REPORT TO THE ARIZONA CORPORATION COMMISSION.

FOR THE YEAR ENDING: 12/31/21

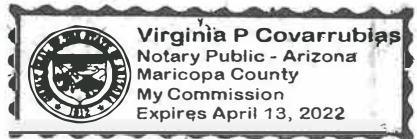
HAS BEEN PREPARED UNDER MY DIRECTION, FROM THE ORIGINAL BOOKS, PAPERS AND RECORDS OF SAID UTILITY; THAT I HAVE CAREFULLY EXAMINED THE SAME, AND DECLARE THE SAME TO BE A COMPLETE AND CORRECT STATEMENT OF BUSINESS AND AFFAIRS OF SAID UTILITY FOR THE PERIOD COVERED BY THIS REPORT IN RESPECT TO EACH AND EVERY MATTER AND THING SET FORTH, TO THE BEST OF MY KNOWLEDGE, INFORMATION AND BELIEF.

**Sworn Statement:** IN ACCORDANCE WITH THE REQUIREMENTS OF TITLE 40, ARTICLE 8, SECTION 40-401, ARIZONA REVISED STATUTES, IT IS HEREIN REPORTED THAT THE GROSS OPERATING REVENUE OF SAID UTILITY DERIVED FROM ARIZONA INTRASTATE UTILITY OPERATIONS DURING THE CALENDAR YEAR WAS:

Arizona Intrastate Gross Operating Revenues Only (\$)  
\$2,762,002  
(The amount in the box above includes  
\$0 in sales taxes  
billed or collected)

Crystal Greene  
signature of owner/official  
623-298-3739  
telephone no.

SUBSCRIBED AND SWORN TO BEFORE ME A NOTARY PUBLIC  
IN AND FOR THE COUNTY Maricopa  
(county name)  
THIS 12<sup>TH</sup> DAY OF April 2022  
(month) and (year)  
MY COMMISSION EXPIRES April 13, 2022  
(date)



Virginia P. Covarrubias  
(signature of notary public)

**Verification and Sworn Statement (Residential Revenue)**

**Verification:**

State of Arizona I, the undersigned of the  
(state name)

County of (county name): Maricopa  
Name (owner or official) title: Crystal Greene  
Company name: Liberty Utilities (Black Mountain Sewer) Corp

DO SAY THAT THIS ANNUAL UTILITY PROPERTY TAX AND SALES TAX REPORT TO THE ARIZONA CORPORATION COMMISSION.

FOR THE YEAR ENDING: 12/31/21

HAS BEEN PREPARED UNDER MY DIRECTION, FROM THE ORIGINAL BOOKS, PAPERS AND RECORDS OF SAID UTILITY; THAT I HAVE CAREFULLY EXAMINED THE SAME, AND DECLARE THE SAME TO BE A COMPLETE AND CORRECT STATEMENT OF BUSINESS AND AFFAIRS OF SAID UTILITY FOR THE PERIOD COVERED BY THIS REPORT IN RESPECT TO EACH AND EVERY MATTER AND THING SET FORTH, TO THE BEST OF MY KNOWLEDGE, INFORMATION AND BELIEF.

**Sworn Statement:** IN ACCORDANCE WITH THE REQUIREMENTS OF TITLE 40, ARTICLE 8, SECTION 40-401, ARIZONA REVISED STATUTES, IT IS HEREIN REPORTED THAT THE GROSS OPERATING REVENUE OF SAID UTILITY DERIVED FROM ARIZONA INTRASTATE UTILITY OPERATIONS RECEIVED FROM RESIDENTIAL CUSTOMERS DURING THE CALENDAR YEAR WAS:

Arizona Intrastate Gross Operating Revenues Only (\$)

\$2,301,016

(The amount in the box above includes

\$0 in sales taxes  
billed or collected)


Crystal Greene  
signature of owner/official  
623-298-3739  
telephone no.

SUBSCRIBED AND SWORN TO BEFORE ME A NOTARY PUBLIC  
IN AND FOR THE COUNTY

Maricopa  
(county name)

THIS 12<sup>th</sup> DAY OF April 2022  
(month) and (year)

MY COMMISSION EXPIRES April 13, 2022  
(date)



Virginia P. Covarrubias  
(signature of notary public)



**for Income Tax Statement of Certification**

**Verification:**

State of Arizona I, the undersigned of the  
(state name)

County of (county name): Maricopa  
Name (owner or official) title: Crystal Greene  
Company name: Liberty Utilities (Black Mountain Sewer) Corp

FOR THE YEAR ENDING: 12/31/21


**Sworn Statement:** IN ACCORDANCE WITH THE REQUIREMENTS OF DECISION NO. 77084, BECAUSE THE UTILITY REQUIRES THE GROSS UP OF ADVANCES AND CONTRIBUTIONS, I HEREBY STATE THAT THE UTILITY A NET INCREASE IN CURRENT INCOME TAX EXPENSE OR A DECREASE IN DEFERRED TAX ASSET FOR A CARRY FORWARD ACCORDING TO GAAP IN AN AMOUNT EQUAL TO OR GREATER THAN THE AMOUNT OF THE REQUIRED GROSS UP PAID BY DEVELOPERS IN THE PERIOD COVERED BY THIS ANNUAL REPORT.

Crystal Greene  
signature of owner/official  
623-298-3739  
telephone no.

SUBSCRIBED AND SWORN TO BEFORE ME A NOTARY PUBLIC  
IN AND FOR THE COUNTY Maricopa  
(county name)

THIS 12<sup>TH</sup> DAY OF April 2022  
(month) and (year)

MY COMMISSION EXPIRES April 13, 2022  
(date)



Virginia P. Covarrubias  
(signature of notary public)