

RECEIVED  
BY EMAIL

09/27/2021, 2:45 PM

ARIZONA CORPORATION COMMISSION  
UTILITIES DIVISION

**ANNUAL REPORT**

Of

Company Name: Liberty Utilities (Entrada Del Oro Sewer) Corp  
12725 W. Indian School Rd., Ste. D101

Mailing Address: Avondale AZ  
85392

Docket No.: SW-04316A  
For the Year Ended: 12/31/19

**WASTEWATER UTILITY**

To

Arizona Corporation Commission

**Due on April 15th**

Email: rdelafuente@azcc.gov, mail or deliver the completed Annual Report to:  
Arizona Corporation Commission  
Compliance Section - Utilities Division  
1200 West Washington Street  
Phoenix, Arizona 85007

Application Type: Original Filing  
Application Date: 4/15/2020

ARIZONA CORPORATION COMMISSION  
 WASTEWATER UTILITY ANNUAL REPORT  
 Liberty Utilities (Entrada Del Oro Sewer) Corp  
 A Class  Utility

For the Calendar Year Ended:

Primary Address:   
 City:  State:  Zip Code:

Telephone Number:

Date of Original Organization of Utility:

Person to whom correspondence should be addressed concerning this report:

Name:   
 Telephone No. :   
 Address:   
 City:  State:  Zip Code:   
 Email:

Name:   
 Telephone No. :   
 Address:   
 City:  State:  Zip Code:   
 Email:

Name:   
 Telephone No. :   
 Address:   
 City:  State:  Zip Code:   
 Email:

Name:   
 Telephone No. :   
 Address:   
 City:  State:  Zip Code:   
 Email:

Name:   
 Telephone No. :   
 Address:   
 City:  State:  Zip Code:   
 Email:

Ownership:

Counties Served:

**Important changes during the year**

No	For those companies not subject to the affiliated interest rules, has there been a change in ownership or direct control during the year?
	If yes, please provide specific details in the box below.
	NA

No	Has the company been notified by any other regulatory authorities during the year, that they are out of compliance?
	If yes, please provide specific details in the box below.
	NA

Utility Plant in Service (Wastewater)							
Account No.	Description	Beginning Year Original Cost	Current Year Additions	Current Year Retirements	Adjusted Original Cost	Accumulated Depreciation	OCLD (OC less AD)
351	Organization	\$37,898	\$0	\$0	\$37,898		\$37,898
352	Franchises	745	\$0	\$0	\$745		745
353	Land and Land Rights	400,000	\$0	\$0	\$400,000	0	400,000
354	Structures and Improvements	555,366	0	0	\$555,366	247,698	307,668
355	Power Generation Equipment	124,916	\$0	\$0	\$124,916	65,964	58,952
360	Collections Wastewater - Force	7,141	\$0	\$0	\$7,141	2,047	5,094
361	Collections Wastewater - Gravity	480,710	\$0	\$0	\$480,710	135,448	345,262
362	Special Collecting Structures	0	\$0	\$0	\$0	0	0
363	Services to Customers	122,760	\$0	\$0	\$122,760	35,191	87,569
364	Flow Measuring Devices	10,980	\$0	\$0	\$10,980	7,056	3,924
365	Flow Measuring Installations	12,858	\$0	\$0	\$12,858	7,138	5,720
366	Reuse Services	0	\$0	\$0	\$0	0	0
367	Reuse Meters & Meter Installations	0	\$0	\$0	\$0	0	0
370	Receiving Wells	26,226	\$0	\$0	\$26,226	12,518	13,708
371	Pumping Equipment	170,568	1,138	661	\$171,045	168,131	2,914
374	Reuse Distribution Reservoirs	0	\$0	\$0	\$0	0	0
375	Reuse Trans. And Distr. Equipment	126,541	\$0	\$0	\$126,541	45,344	81,197
380	Treatment and Disposal Equipment	1,376,635	5,039	965	\$1,380,709	944,647	436,062
381	Plant Sewers	27,752	\$0	\$0	\$27,752	19,889	7,863
382	Outfall Sewer Lines	5,541	\$0	\$0	\$5,541	2,645	2,896
389	Other Plant and Misc. Equipment	0	\$0	\$0	\$0	0	0
390	Office Furniture and Equipment	1,747	\$0	\$0	\$1,747	1,516	231
390.1	Computer & Software	12,188	\$0	\$0	\$12,188	12,188	0
391	Transportation Equipment	0	\$0	\$0	\$0	0	0
392	Stores Equipment	0	\$0	\$0	\$0	0	0
393	Tools, Shop and Garage Equipment	6,746	0	\$0	\$6,746	2,740	4,006
394	Laboratory Equipment	6,990	0	\$0	\$6,990	5,794	1,196
395	Power Operated Equipment	0	\$0	\$0	\$0	0	0
396	Communication Equipment	0	\$0	\$0	\$0	0	0
397	Miscellaneous Equipment	0	\$0	\$0	\$0	0	0
398	Other Tangible Plant	0	\$0	\$0	\$0	0	0
	<b>Totals</b>	<b>\$3,514,308</b>	<b>\$6,177</b>	<b>\$1,626</b>	<b>\$3,518,859</b>	<b>\$1,715,954</b>	<b>\$1,802,905</b>

**Instructions:** Fill out the Grey Cells with the relevant information. Input 0 or none if there is nothing recorded in that account or there is no applicable information to report.

Liberty Utilities (Entrada Del Oro Sewer) Corp  
Annual Report  
Depreciation Expense for the Current Year (Wastewater)  
12/31/2019

Depreciation Expense for the Current Year (Wastewater)								
Account No.	Description	Beginning Year Original Cost	Current Year Additions	Current Year Retirements	Adjusted Original Cost	Fully Depreciated/Non-depreciable Plant	Depreciation Percentages	Depreciation Expense
351	Organization	\$37,898	\$0	\$0	\$37,898	\$0	0.00%	\$0
352	Franchises	745	0	0	745	0	0.00%	0
353	Land and Land Rights	400,000	0	0	400,000	400,000	0.00%	0
354	Structures and Improvements	555,366	0	0	555,366	0	3.33%	18,494
355	Power Generation Equipment	124,916	0	0	124,916	0	5.00%	6,246
360	Collections Wastewater - Force	7,141	0	0	7,141	0	2.00%	143
361	Collections Wastewater - Gravity	480,710	0	0	480,710	0	2.00%	9,614
362	Special Collecting Structures	0	0	0	0	0	2.00%	0
363	Services to Customers	122,760	0	0	122,760	0	2.00%	2,455
364	Flow Measuring Devices	10,980	0	0	10,980	3,845	10.00%	714
365	Flow Measuring Installations	12,858	0	0	12,858	2,452	10.00%	1,041
366	Reuse Services	0	0	0	0	0	2.00%	0
367	Reuse Meters & Meter Installations	0	0	0	0	0	8.33%	0
370	Receiving Wells	26,226	0	0	26,226	0	3.33%	873
371	Pumping Equipment	170,568	1,138	661	171,045	0	12.50%	21,351
374	Reuse Distribution Reservoirs	0	0	0	0	0	2.50%	0
375	Reuse Trans. And Distr. Equipment	126,541	0	0	126,541	0	2.50%	3,164
380	Treatment and Disposal Equipment	1,376,635	5,039	965	1,380,709	0	5.00%	68,934
381	Plant Sewers	27,752	0	0	27,752	0	5.00%	1,388
382	Outfall Sewer Lines	5,541	0	0	5,541	0	3.33%	185
389	Other Plant and Misc. Equipment	0	0	0	0	0	6.67%	0
390	Office Furniture and Equipment	1,747	0	0	1,747	0	6.67%	117
390.1	Computer & Software	12,188	0	0	12,188	12,188	20.00%	0
391	Transportation Equipment	0	0	0	0	0	20.00%	0
392	Stores Equipment	0	0	0	0	0	4.00%	0
393	Tools, Shop and Garage Equipment	6,746	0	0	6,746	0	5.00%	337
394	Laboratory Equipment	6,990	0	0	6,990	0	10.00%	699
395	Power Operated Equipment	0	0	0	0	0	5.00%	0
396	Communication Equipment	0	0	0	0	0	10.00%	0
397	Miscellaneous Equipment	0	0	0	0	0	10.00%	0
398	Other Tangible Plant	0	0	0	0	0	10.00%	0
	<b>Subtotal</b>	<b>\$3,514,308</b>	<b>\$6,177</b>	<b>\$1,626</b>	<b>\$3,518,859</b>	<b>\$418,485</b>		<b>\$135,752</b>

Contribution(s) in Aid of Construction (Gross)	\$1,013,252
Less: Non Amortizable Contribution(s)	400,000
Fully Amortized Contribution(s)	0
Amortizable Contribution(s)	<u>\$613,252</u>
Times: Proposed Amortization Rate	2.00%
<b>Amortization of CIAC</b>	<b>\$12,265</b>

**Less: Amortization of CIAC** \$12,265

**DEPRECIATION EXPENSE** \$123,487

**Instructions:** Fill out the Grey Cells with the relevant information. Input 0 or none if there is nothing recorded in that account or there is no applicable information to report.

Liberty Utilities (Entrada Del Oro Sewer) Corp  
Annual Report  
Balance Sheet Assets  
12/31/2019

Balance Sheet Assets				
	Assets		Balance at Beginning of Year (2019)	Balance at End of Year (2019)
Account No.	Current and Accrued Assets			
131	Cash		\$6,883	\$4,148
132	Special Deposits		0	0
135	Temporary Cash Investments		0	0
141	Customer Accounts Receivable		8,409	5,219
142	Other Accounts Receivable		0	0
143	Accumulated Provision for Uncollectable Accounts		(1,737)	(810)
146	Notes Receivable from Associated Companies		374,012	596,114
151	Plant Material and Supplies		0	0
162	Prepayments		6,282	4,777
173	Accrued Utility Revenue		30,997	34,498
174	Miscellaneous Current and Accrued Assets		0	0
	<b>Total Current and Accrued Assets</b>		<b>\$424,846</b>	<b>\$643,946</b>
	<b>Deferred Debits</b>			
186.1	Deferred Rate Case Expense		\$40,005	\$10,008
186.2	Other Deferred Debits		0	0
	<b>Total Deferred Debits</b>		<b>\$40,005</b>	<b>\$10,008</b>
	<b>Fixed Assets</b>			
101	Utility Plant in Service*		\$3,514,308	\$3,518,859
103	Property Held for Future Use		824,900	824,900
105	Construction Work in Progress		8,586	38,405
108	Accumulated Depreciation (enter as negative)*		(1,581,826)	(1,715,954)
121	Non-Utility Property		0	0
122	Accumulated Depreciation - Non Utility		0	0
	<b>Total Fixed Assets</b>		<b>\$2,765,968</b>	<b>\$2,666,210</b>
	<b>Total Assets</b>		<b>\$3,230,819</b>	<b>\$3,320,164</b>

**Instructions:** Fill out the Grey Cells with the relevant information. Input 0 or none if there is nothing recorded in that account or there is no applicable information to report.

Note these items feed automatically from the adjusted end of year balance from AR4.

Liberty Utilities (Entrada Del Oro Sewer) Corp  
Annual Report  
Balance Sheet Liabilities and Owners Equity

<b>Balance Sheet Liabilities and Owners Equity</b>				
	<b>Liabilities</b>		Balance at Beginning of Year (2019)	Balance at End of Year (2019)
<b>Account No.</b>	<b>Current Liabilities</b>			
231	Accounts Payable		\$0	\$0
232	Notes Payable (Current Portion)		0	0
234	Notes Payable to Associated Companies		0	0
235	Customer Deposits		5,190	9,770
236	Accrued Taxes		0	0
237	Accrued Interest		0	0
241	Miscellaneous Current and Accrued Liabilities		7,569	12,290
253	Other Deferred Credits		0	2,162
	<b>Total Current Liabilities</b>		<b>\$12,759</b>	<b>\$24,222</b>
	<b>Long Term Debt</b>			
224	Long Term Debt (Notes and Bonds)		\$0	\$0
	<b>Total Long Term Debt</b>		<b>\$0</b>	<b>\$0</b>
	<b>Deferred Credits</b>			
252	Advances in Aid of Construction		10,000	17,009
255	Accumulated Deferred Investment Tax Credits		0	9,919
271	Contributions in Aid of Construction		1,013,252	1,013,252
272	Less: Amortization of Contributions		(85,869)	(85,869)
281	Accumulated Deferred Income Tax		52,356	(148,587)
	<b>Total Deferred Credits</b>		<b>\$989,739</b>	<b>\$805,724</b>
	<b>Total Liabilities</b>		<b>\$1,002,498</b>	<b>\$829,946</b>
	<b>Capital Accounts</b>			
201	Common Stock Issued		(\$926,383)	(\$926,383)
211	Other Paid-In Capital		4,294,876	4,294,876
215	Retained Earnings		(1,140,172)	(878,275)
218	Proprietary Capital (Sole Props and Partnerships)		0	0
	<b>Total Capital</b>		<b>\$2,228,321</b>	<b>\$2,490,218</b>
	<b>Total Liabilities and Capital</b>		<b>\$3,230,819</b>	<b>\$3,320,164</b>

**Instructions:** Fill out the Grey Cells with the relevant information. Input 0 or none if there is nothing recorded in that account or there is no applicable information to report.

**Note: Total liabilities and Capital must match total assets for the beginning and end of the year!**

Liberty Utilities (Entrada Del Oro Sewer) Corp  
Annual Report  
Wastewater Comparative Income Statement  
12/31/2019

<b>Wastewater Comparative Income Statement</b>			
Account No.	Calendar Year	Current Year 01/01/2019 - 12/31/2019	Last Year 01/01/2018 - 12/31/2018
	<b>Operating Revenue</b>		
521	Flat Rate Revenues	\$398,357	\$368,311
522	Measured Revenues	0	0
534	Rents from Wastewater Property	0	0
539	Other Wastewater Revenues	4,556	3,377
420	AFUDC Income	0	0
	<b>Total Revenues</b>	<b>\$402,913</b>	<b>\$371,688</b>
	<b>Operating Expenses</b>		
701	Salaries and Wages	\$0	\$0
704	Employee Pensions and Benefits	0	0
710	Purchased Wastewater Treatment	2,182	1,942
711	Sludge Removal Expense	2,429	2,298
715	Purchased Power	19,620	17,933
716	Fuel for Power Production	0	0
718	Chemicals	0	0
720	Materials and Supplies	767	419
721	Office Expense	0	0
731	Contractual Services - Engineering	0	0
732	Contractual Services - Accounting	1,595	1,397
733	Contractual Services - Legal	251	0
734	Contractual Services - Management Fees	62,523	40,041
735	Contractual Services - Testing	17,124	15,210
736	Contractual Services - Other	16,513	11,189
740	Rents - Building	404	519
742	Rents - Equipment	0	0
750	Transportation Expenses	765	33
757	Insurance - General Liability	1,616	4,220
758	Insurance - Worker's Compensation	0	0
759	Insurance - Other	0	0
760	Advertising Expense	0	0
766	Regulatory Commission Expense - Rate Case	0	0
767	Regulatory Commission Expense - Other	0	0
770	Bad Debt Expense	1,566	1,796
775	Miscellaneous Expense	18,895	19,152
403	Depreciation Expense (From Schedule AR4)	123,487	107,832
408	Taxes Other Than Income	0	0
408.11	Property Taxes	16,459	15,841
408.12	Payroll Taxes	0	0
409	Income Taxes	(202,596)	52,356
	<b>Total Operating Expenses</b>	<b>\$83,600</b>	<b>\$292,178</b>
	<b>Operating Income / (Loss)</b>	<b>\$319,313</b>	<b>\$79,510</b>
	<b>Other Income / (Expense)</b>		
414	Gain (Loss) on Dispositions	\$0	\$0
419	Interest and Dividend Income	\$65	\$40
421	Non-Utility Income	\$0	\$0
426	Miscellaneous Non-Utility (Expense)	\$0	(\$72)
427	Interest (Expense)	(361)	(223)
	<b>Total Other Income / (Expense)</b>	<b>(\$296)</b>	<b>(\$255)</b>
	<b>Net Income / (Loss)</b>	<b>\$319,017</b>	<b>\$79,255</b>

**Instructions:** Fill out the Grey Cells with the relevant information. Input 0 or none if there is nothing recorded in that account or there is no applicable information to report.



**Full time equivalent employees**

	Direct Company	Allocated	Outside service	Total
President	0.0	0.0	0.0	0.0
Vice-president	0.0	0.0	0.0	0.0
Manager	0.0	0.1	0.0	0.1
Engineering Staff	0.0	0.0	0.0	0.0
System Operator(s)	0.0	0.2	0.0	0.2
Customer Service	0.0	0.1	0.0	0.1
Accounting	0.0	0.1	0.0	0.1
Business Office	0.0	0.0	0.0	0.0
Rates Department	0.0	0.0	0.0	0.0
Administrative Staff	0.0	0.0	0.0	0.0
Other	0.0	0.0	0.0	0.0
<b>Total</b>	0.0	0.6	0.0	0.6

**Instructions:** Fill out the Grey Cells with the relevant information. Input 0 or none if there is nothing recorded in that account or there is no applicable information to report. A full-time employee is based on 2080 total hours per year. Please calculate partial employees using 2080 hours.

<b>Supplemental Financial Data (Long-Term Debt)</b>				
	Loan #1	Loan #2	Loan #3	Loan #4
Date Issued	NA	NA	NA	NA
Source of Loan	NA	NA	NA	NA
ACC Decision No.	NA	NA	NA	NA
Reason for Loan	NA	NA	NA	NA
Dollar Amt. Issued	NA	NA	NA	NA
Amount Outstanding	NA	NA	NA	NA
Date of Maturity	NA	NA	NA	NA
Interest Rate	NA	NA	NA	NA
Current Year Interest	NA	NA	NA	NA
Current Year Principal	NA	NA	NA	NA

Meter Deposit Balance at Test Year End:	\$0
---	-----

Meter Deposits Refunded During the Test Year:	\$0
---	-----

**List all bonds, notes, loans, and other types of indebtedness in which the proceeds were used in the provision of public utility service. Indebtedness incurred for personal uses by the owner of the utility should not be listed. Input 0 or none if there is nothing to report for that cell.**

Wastewater Utility Plant Description	
Name of System:	Liberty Utilities (Entrada Del Oro)
Wastewater Inventory Number (if applicable):	APP105488
Type of Treatment	Extended Aeration
Design Capacity of Plant (Gallons per day)	150,000 gpd

LIFT STATION FACILITIES					
Location	Quantity of Pumps	Horsepower Per Pump	Rated Capacity Per Pump (GPM)	Wet Well Capacity (gals)	Year Constructed
Entrance to Plant	2	7.5HP	705	1080	2006
NA	NA	NA	NA	NA	NA
NA	NA	NA	NA	NA	NA
NA	NA	NA	NA	NA	NA
NA	NA	NA	NA	NA	NA
NA	NA	NA	NA	NA	NA
NA	NA	NA	NA	NA	NA
NA	NA	NA	NA	NA	NA
NA	NA	NA	NA	NA	NA
NA	NA	NA	NA	NA	NA
NA	NA	NA	NA	NA	NA
NA	NA	NA	NA	NA	NA
NA	NA	NA	NA	NA	NA
NA	NA	NA	NA	NA	NA
NA	NA	NA	NA	NA	NA
NA	NA	NA	NA	NA	NA
NA	NA	NA	NA	NA	NA

FORCE MAINS		
Size	Material	Length (Feet)
4 inch	0	0
6 inch	0	0
8 inch	0	0
8 inch	C-900 Purple Effluent	6,000
NA	NA	NA
NA	NA	NA
NA	NA	NA
NA	NA	NA
NA	NA	NA

MANHOLES	
Type	Quantity
Standard	63
Drop	7

CLEANOUTS	
Quantity	
7x2 Way	
NA	
NA	
NA	

**Note:** If you are filing for more than one system, please provide separate sheets for each system.

**Instructions:** Fill out the Grey Cells with the relevant information. Input 0 or none if there is nothing recorded in that account or there is no applicable information to report. Copy and paste this sheet as many times as is necessary.

Wastewater Utility Plant Description (Continued)					
GRAVITY MAINS			SERVICES/LATERALS		
Sizes (inches)	Material	Length (feet)	Size (inches)	Material	Quantity
4	0	0	4	ABS Drain Pipe	302
6	ABS/SDR.DIP	15	NA	NA	NA
8	ABS/SDR.DIP	14,863	NA	NA	NA
10	ABS/SDR.DIP	927	NA	NA	NA
12	ABS/SDR.DIP	1,800	NA	NA	NA
NA	NA	NA	NA	NA	NA
NA	NA	NA	NA	NA	NA
NA	NA	NA	NA	NA	NA
NA	NA	NA	NA	NA	NA
NA	NA	NA	NA	NA	NA
NA	NA	NA	NA	NA	NA
NA	NA	NA	NA	NA	NA
NA	NA	NA	NA	NA	NA
NA	NA	NA	NA	NA	NA
NA	NA	NA	NA	NA	NA
NA	NA	NA	NA	NA	NA
NA	NA	NA	NA	NA	NA
NA	NA	NA	NA	NA	NA

For the following five items, list the utility owned assets in each category for each system.

<b>SOLIDS PROCESSING AND HANDLING FACILITIES</b>	Aerobic Sludge Digester, Sludge pumping
<b>DISINFECTION EQUIPMENT</b> (Chlorinator, Ultra-Violet, Etc.)	Ultra-Violet
<b>FILTRATION EQUIPMENT</b> (Rapid Sand, Slow Sand, Activated Carbon, Etc.)	Rotating cloth disk
<b>STRUCTURES</b> (Buildings, Fences, Etc.)	Perimeter Wall, Operations building, Paving, Curbing
<b>Other</b> (Laboratory Equipment, Tools, Vehicles, Standby, Power Generators, Etc.)	Back up Generator, Hach HQ40d/w ph probe, conductivity probe, and DO probe

**Note:** If you are filing for more than one system, please provide separate sheets for each system.

**Instructions:** Fill out the Grey Cells with the relevant information. Input 0 or none if there is nothing recorded in that account or there is no applicable information to report. Copy and paste this sheet as many times as is necessary.

Wastewater Flows					
Month	Number of Services	Total Monthly Sewage Flow (Gallons)	Sewage Flow on Peak Day	Purchased Power Expense <sup>1</sup>	Purchased Power (kWh) <sup>2</sup>
January	336	1,341,000	71,000	\$1,922	26,500
February	336	1,246,000	67,000	1,771	23,200
March	336	1,357,000	73,000	1,680	23,100
April	335	1,201,000	89,000	1,521	21,100
May	331	1,115,000	57,000	1,818	22,400
June	335	1,079,000	62,000	1,584	20,600
July	338	1,093,000	61,000	1,813	20,400
August	338	1,091,000	58,000	1,551	20,200
September	342	1,073,000	66,000	1,501	20,000
October	344	1,197,000	63,000	1,784	21,600
November	347	1,264,000	74,000	1,171	20,100
December	349	1,302,000	60,000	1,503	25,300
<b>Totals</b>		<b>14,359,000</b>	<b>801,000</b>	<b>\$19,619</b>	<b>264,500</b>

Provide the following information as applicable per wastewater system:

Method of Effluent Disposal	Surface Water Discharge
Groundwater Permit Number	N/A
ADEQ Aquifer Protection Permit ("APP") Number	APP105488
ADEQ Reuse Permit Number	N/A
EPA NPDES Permil Number	AZ0024899
APP Effluent Treatment Requirement (Class)?	A+
Permitted Flow Rate	300,000
Permitted Organic Capacity	NA
Hydraulic Capacity	NA
Type of Biological Treatment	N/A

In the space below, list all violations within the past 12 months:

AQL Fecal Exceedance: Oct 28, 2019 - Nov 21, 2019. Per ADEQ: Back in Compliance Nov 27, 2019

**Note:** If you are filing for more than one system, please provide separate sheets for each system.

<sup>1</sup> Enter the total purchased power costs for the power meters associated with this system.

<sup>2</sup> Enter the total purchased kWh used by the power meters associated with this system.

**Instructions:** Fill out the Grey Cells with the relevent information. Input 0 or none if there is nothing recorded in that account or there is no applicable information to report.

**Other Wastewater System Information**

**Provide a calculation used to determine the value of one wastewater equivalent residential connection (ERC).**

Use one of the following methods:

- (a) If actual flow data are available from the preceding 12 months, divide the total annual single family residence (SFR) gallons sold by the average number of single family residence customers for the same period and divide the result by 365 days.
- (b) If no historical flow data are available, use:  
$$\text{ERC} = (\text{Total SFR gallons treated (Omit 000)} / 365 \text{ days} / 280 \text{ gallons per day})$$

For wastewater only utilities:

Subtract all general use and other non residential customer gallons from the total gallons treated. Divide the remainder (SFR customers) by 365 days to reveal single family residence customer gallons per day.

**NOTE:** Total gallons treated includes both treated and purchased treatment.

ERC   
Method used:

What is the present system connection capacity (in ERCs \*) using existing lines?

What is the future system connection capacity (in ERCs \*) upon service area buildout?

Describe any plans and estimated completion dates for any enlargements or improvements of this system.

Plant: Install Variable Frequency drives on blower units. Install DO instrumentation. Communication with SCADA. Est completion 12/31/20. New home building in the collection system area is in the planning stages. The main area anticipates 756 homes in 8 phases. Another location has a planed total of 159 homes and a lift station. The timeline of these additions are not clear at this time. Both builders are in contract thought so completion is likely before the next 10 years are up.

If the utility uses reuse as a means of effluent disposal, attach a list of the reuse end users and the amount of reuse provided to each, if known.

NA

If the utility does not engage in reuse, has a reuse feasibility study been completed?

If so, when?

NA

Liberty Utilities (Entrada Del Oro Sewer) Corp  
 Annual Report  
 Utility Shutoffs / Disconnects  
 12/31/19

Utility Shutoffs / Disconnects	
Name of System:	Liberty Utilities (Entrada Del Oro)
Wastewater Inventory Number (if applicable):	APP105488

Month	Termination without Notice R14-2-609.B	Termination with Notice R14-2-609.C	Other
January	0	0	0
February	0	0	0
March	0	0	0
April	0	0	0
May	0	0	0
June	0	0	0
July	0	0	0
August	0	0	0
September	0	0	0
October	0	0	0
November	0	0	0
December	0	0	0
<b>Total</b>	<b>0</b>	<b>0</b>	<b>0</b>

**Other (description):**

NA
----

**Instructions:** Fill out the Grey Cells with the relevent information. Input 0 or none if there is nothing recorded in that account or there is no applicable information to report.

Liberty Utilities (Entrada Del Oro Sewer) Corp  
Annual Report  
Property Taxes  
12/31/19

Property Taxes	
----------------	--

Amount of actual property taxes paid during Calendar Year 2018 was	
--	--

\$16,459
----------

If no property taxes paid, explain why.
---

NA
----

<b>Instructions:</b> Fill out the Grey Cells with the relevent information. Input 0 or none if there is nothing recorded in that account or there is no applicable information to report.
---



Verification and Sworn Statement (Taxes)

Verification: State of Arizona I, the undersigned of the  
(state name)

County of (county name): Pinal  
Name (owner or official) title: Matthew Garlick, President AZ  
Company name: Liberty Utilities (Entrada Del Oro Sewer) Corp

DO SAY THAT THIS ANNUAL UTILITY PROPERTY TAX AND SALES TAX REPORT TO THE ARIZONA CORPORATION COMMISSION.

FOR THE YEAR ENDING: 12/31/19

HAS BEEN PREPARED UNDER MY DIRECTION, FROM THE ORIGINAL BOOKS, PAPERS AND RECORDS OF SAID UTILITY; THAT I HAVE CAREFULLY EXAMINED THE SAME, AND DECLARE THE SAME TO BE A COMPLETE AND CORRECT STATEMENT OF BUSINESS AND AFFAIRS OF SAID UTILITY FOR THE PERIOD COVERED BY THIS REPORT IN RESPECT TO EACH AND EVERY MATTER AND THING SET FORTH, TO THE BEST OF MY KNOWLEDGE, INFORMATION AND BELIEF.

Sworn Statement: I HEREBY ATTEST THAT ALL PROPERTY TAXES FOR SAID COMPANY ARE CURRENT AND PAID IN FULL.

I HEREBY ATTEST THAT ALL SALES TAXES FOR SAID COMPANY ARE CURRENT AND PAID IN FULL.

Matthew Garlick  
signature of owner/official

623-298-3763  
telephone no.

SUBSCRIBED AND SWORN TO BEFORE ME A NOTARY PUBLIC  
IN AND FOR THE COUNTY

THIS

22nd


DAY OF

Maricopa  
(county name)  
September 2021  
(month) and (year)

MY COMMISSION EXPIRES

April 13, 2022  
(date)

Virginia P. Covarrubias  
(signature of notary public)



Verification and Sworn Statement

Verification:

State of Arizona, the undersigned of the  
(state name)  
County of (county name): Pinal  
Name (owner or official) title: Matthew Garlick, President AZ  
Company name: Liberty Utilities (Entrada Del Oro Sewer) Corp

DO SAY THAT THIS ANNUAL UTILITY PROPERTY TAX AND SALES TAX REPORT TO THE ARIZONA CORPORATION COMMISSION.

FOR THE YEAR ENDING: 12/31/19

HAS BEEN PREPARED UNDER MY DIRECTION, FROM THE ORIGINAL BOOKS, PAPERS AND RECORDS OF SAID UTILITY; THAT I HAVE CAREFULLY EXAMINED THE SAME, AND DECLARE THE SAME TO BE A COMPLETE AND CORRECT STATEMENT OF BUSINESS AND AFFAIRS OF SAID UTILITY FOR THE PERIOD COVERED BY THIS REPORT IN RESPECT TO EACH AND EVERY MATTER AND THING SET FORTH, TO THE BEST OF MY KNOWLEDGE, INFORMATION AND BELIEF.

Sworn Statement: IN ACCORDANCE WITH THE REQUIREMENTS OF TITLE 40, ARTICLE 8, SECTION 40-401, ARIZONA REVISED STATUTES, IT IS HEREIN REPORTED THAT THE GROSS OPERATING REVENUE OF SAID UTILITY DERIVED FROM ARIZONA INTRASTATE UTILITY OPERATIONS DURING THE CALENDAR YEAR WAS:

Arizona Intrastate Gross Operating Revenues Only (\$)

\$402,912

(The amount in the box above includes

\$0 in sales taxes  
billed or collected)

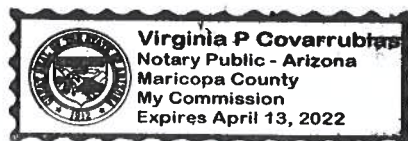
Matthew Garlick  
signature of owner/official

623-298-3763  
telephone no.

SUBSCRIBED AND SWORN TO BEFORE ME A NOTARY PUBLIC  
IN AND FOR THE COUNTY

THIS 22nd DAY OF September 2021  
(month) and (year)

MY COMMISSION EXPIRES April 13, 2022  
(date)



Virginia P. Covarrubias  
(signature of notary public)

**Verification and Sworn Statement (Residential Revenue)**

**Verification:**

State of Arizona I, the undersigned of the  
(state name)

County of (county name): Pinal  
Name (owner or official) title: Matthew Garlick, President AZ  
Company name: Liberty Utilities (Entrada Del Oro Sewer) Corp

DO SAY THAT THIS ANNUAL UTILITY PROPERTY TAX AND SALES TAX REPORT TO THE ARIZONA CORPORATION COMMISSION.

FOR THE YEAR ENDING: 12/31/19

HAS BEEN PREPARED UNDER MY DIRECTION, FROM THE ORIGINAL BOOKS, PAPERS AND RECORDS OF SAID UTILITY; THAT I HAVE CAREFULLY EXAMINED THE SAME, AND DECLARE THE SAME TO BE A COMPLETE AND CORRECT STATEMENT OF BUSINESS AND AFFAIRS OF SAID UTILITY FOR THE PERIOD COVERED BY THIS REPORT IN RESPECT TO EACH AND EVERY MATTER AND THING SET FORTH, TO THE BEST OF MY KNOWLEDGE, INFORMATION AND BELIEF.

**Sworn Statement:** IN ACCORDANCE WITH THE REQUIREMENTS OF TITLE 40, ARTICLE 8, SECTION 40-401, ARIZONA REVISED STATUTES, IT IS HEREIN REPORTED THAT THE GROSS OPERATING REVENUE OF SAID UTILITY DERIVED FROM ARIZONA INTRASTATE UTILITY OPERATIONS RECEIVED FROM RESIDENTIAL CUSTOMERS DURING THE CALENDAR YEAR WAS:

Arizona Intrastate Gross Operating Revenues Only (\$)

\$398,357

(The amount in the box above includes

\$0 in sales taxes  
billed or collected)

Matthew Garlick  
signature of owner/official

623-298-3763  
telephone no.

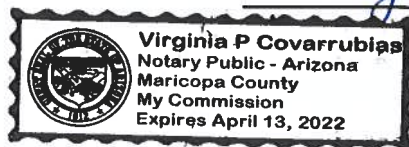
SUBSCRIBED AND SWORN TO BEFORE ME A NOTARY PUBLIC ,  
IN AND FOR THE COUNTY

Maricopa  
(county name)

THIS 22nd DAY OF September 2021  
(month) and (year)

MY COMMISSION EXPIRES April 13, 2022  
(date)

Virginia P. Covarrubias  
(signature of notary public)



Gross-up Sharing Method for Income Tax Statement of Certification

Verification:

State of Arizona, the undersigned of the  
(state name)

County of (county name): Pinal  
Name (owner or official) title: Matthew Garlick, President AZ  
Company name: Liberty Utilities (Entrada Del Oro Sewer) Corp

FOR THE YEAR ENDING: 12/31/19

Sworn Statement: IN ACCORDANCE WITH THE REQUIREMENTS OF DECISION NO. 77084, BECAUSE THE UTILITY REQUIRES THE GROSS UP OF ADVANCES AND CONTRIBUTIONS, I HEREBY STATE THAT THE UTILITY HAS NOT INCURRED NOR IS EXPECTED TO INCUR A NET INCREASE IN CURRENT INCOME TAX EXPENSE OR A DECREASE IN DEFERRED TAX ASSET FOR A CARRY FORWARD ACCORDING TO GAAP IN AN AMOUNT EQUAL TO OR GREATER THAN THE AMOUNT OF THE REQUIRED GROSS UP PAID BY DEVELOPERS IN THE PERIOD COVERED BY THIS ANNUAL REPORT.

Matthew Garlick  
signature of owner/official  
623-298-3763  
telephone no.

SUBSCRIBED AND SWORN TO BEFORE ME A NOTARY PUBLIC  
IN AND FOR THE COUNTY Maricopa  
(county name)

THIS 22nd DAY OF September 2021  
(month) and (year)

MY COMMISSION EXPIRES April 13, 2022  
(date)

Virginia P. Covarrubias  
(signature of notary public)

