

**ANNUAL REPORT**

Of

Company Name: Liberty Utilities (Entrada Del Oro Sewer) Corp.  
14920 W Camelback Rd.,  
Mailing Address: Litchfield Park AZ  
85340  
Docket No.: SW-04316A  
For the Year Ended: 12/31/21

**WASTEWATER UTILITY**

To

Arizona Corporation Commission

**Due on April 15th**

Email: Util-Compliance@azcc.gov, mail or deliver the completed Annual Report to:  
Arizona Corporation Commission  
Compliance Section - Utilities Division  
1200 West Washington Street  
Phoenix, Arizona 85007

Application Type: Original Filing  
Application Date: 4/14/2022

ARIZONA CORPORATION COMMISSION  
 WASTEWATER UTILITY ANNUAL REPORT  
 Liberty Utilities (Entrada Del Oro Sewer) Corp  
 A Class  Utility

For the Calendar Year Ended:

Primary Address:   
 City:  State:  Zip Code:

Telephone Number:

Date of Original Organization of Utility:

Person to whom correspondence should be addressed concerning this report:

Name:   
 Telephone No. :   
 Address:   
 City:  State:  Zip Code:   
 Email:

Name:   
 Telephone No. :   
 Address:   
 City:  State:  Zip Code:   
 Email:

Name:   
 Telephone No. :   
 Address:   
 City:  State:  Zip Code:   
 Email:

Name:   
 Telephone No. :   
 Address:   
 City:  State:  Zip Code:   
 Email:

Name:   
 Telephone No. :   
 Address:   
 City:  State:  Zip Code:   
 Email:

Ownership:

Counties Served:

<b>Important changes during the year</b>	
--	--

No	For those companies not subject to the affiliated interest rules, has there been a change in ownership or direct control during the year?
	If yes, please provide specific details in the box below.
	NA

No	Has the company been notified by any other regulatory authorities during the year, that they are out of compliance?
	If yes, please provide specific details in the box below.
	NA

Utility Plant in Service (Wastewater)							
Account No.	Description	Beginning Year Original Cost	Current Year Additions	Current Year Retirements	Adjusted Original Cost	Accumulated Depreciation	OCLD (OC less AD)
351	Organization	\$37,898	\$0	\$0	\$37,898	\$0	\$37,898
352	Franchises	745	0	0	745	0	745
353	Land and Land Rights	400,000	5,565	0	405,565	0	405,565
354	Structures and Improvements	558,415	12,578	0	570,993	285,047	285,946
355	Power Generation Equipment	124,916	0	0	124,916	78,456	46,460
360	Collections Wastewater - Force	7,141	0	0	7,141	2,333	4,808
361	Collections Wastewater - Gravity	480,710	0	0	480,710	154,677	326,033
362	Special Collecting Structures	0	0	0	0	0	0
363	Services to Customers	122,760	0	0	122,760	40,102	82,658
364	Flow Measuring Devices	10,980	0	0	10,980	8,483	2,497
365	Flow Measuring Installations	12,858	0	0	12,858	9,218	3,640
366	Reuse Services	0	0	0	0	0	0
367	Reuse Meters & Meter Installations	0	0	0	0	0	0
370	Receiving Wells	26,226	0	0	26,226	14,264	11,962
371	Pumping Equipment	225,894	0	0	225,894	173,312	52,582
374	Reuse Distribution Reservoirs	0	0	0	0	0	0
375	Reuse Trans. And Distr. Equipment	126,541	0	0	126,541	51,671	74,870
380	Treatment and Disposal Equipment	1,455,261	159,205	0	1,614,466	1,092,289	522,177
381	Plant Sewers	27,752	0	0	27,752	22,664	5,088
382	Outfall Sewer Lines	5,541	0	0	5,541	3,014	2,527
389	Other Plant and Misc. Equipment	0	0	0	0	0	0
390	Office Furniture and Equipment	1,747	0	0	1,747	1,619	128
390.1	Computer & Software	12,188	0	0	12,188	12,188	0
391	Transportation Equipment	0	0	0	0	0	0
392	Stores Equipment	0	0	0	0	0	0
393	Tools, Shop and Garage Equipment	8,229	0	0	8,229	3,526	4,703
394	Laboratory Equipment	6,990	0	0	6,990	6,520	470
395	Power Operated Equipment	0	0	0	0	0	0
396	Communication Equipment	36,729	0	0	36,729	5,509	31,220
397	Miscellaneous Equipment	0	0	0	0	0	0
398	Other Tangible Plant	0	24,669	0	24,669	1,233	23,436
	<b>Totals</b>	<b>\$3,689,521</b>	<b>\$202,017</b>	<b>\$0</b>	<b>\$3,891,538</b>	<b>\$1,966,125</b>	<b>\$1,925,413</b>

**Instructions:** Fill out the Grey Cells with the relevant information. Input 0 or none if there is nothing recorded in that account or there is no applicable information to report.

Liberty Utilities (Entrada Del Oro Sewer) Corp  
Annual Report  
Depreciation Expense for the Current Year (Wastewater)  
12/31/21

Depreciation Expense for the Current Year (Wastewater)								
Account No.	Description	Beginning Year Original Cost	Current Year Additions	Current Year Retirements	Adjusted Original Cost	Fully Depreciated/Non-depreciable Plant	Depreciation Percentages	Depreciation Expense
351	Organization	\$37,898	\$0	\$0	\$37,898	\$0	0.00%	\$0
352	Franchises	745	0	0	745	0	0.00%	0
353	Land and Land Rights	400,000	5,565	0	405,565	0	0.00%	0
354	Structures and Improvements	558,415	12,578	0	570,993	0	3.33%	18,806
355	Power Generation Equipment	124,916	0	0	124,916	0	5.00%	6,246
360	Collections Wastewater - Force	7,141	0	0	7,141	0	2.00%	143
361	Collections Wastewater - Gravity	480,710	0	0	480,710	0	2.00%	9,614
362	Special Collecting Structures	0	0	0	0	0	2.00%	0
363	Services to Customers	122,760	0	0	122,760	0	2.00%	2,455
364	Flow Measuring Devices	10,980	0	0	10,980	3,845	10.00%	714
365	Flow Measuring Installations	12,858	0	0	12,858	2,457	10.00%	1,040
366	Reuse Services	0	0	0	0	0	2.00%	0
367	Reuse Meters & Meter Installations	0	0	0	0	0	8.33%	0
370	Receiving Wells	26,226	0	0	26,226	0	3.33%	873
371	Pumping Equipment	225,894	0	0	225,894	130,138	12.50%	11,970
374	Reuse Distribution Reservoirs	0	0	0	0	0	2.50%	0
375	Reuse Trans. And Distr. Equipment	126,541	0	0	126,541	0	2.50%	3,164
380	Treatment and Disposal Equipment	1,455,261	159,205	0	1,614,466	0	5.00%	76,744
381	Plant Sewers	27,752	0	0	27,752	0	5.00%	1,388
382	Outfall Sewer Lines	5,541	0	0	5,541	0	3.33%	185
389	Other Plant and Misc. Equipment	0	0	0	0	0	6.67%	0
390	Office Furniture and Equipment	1,747	0	0	1,747	1,458	6.67%	19
390.1	Computer & Software	12,188	0	0	12,188	12,188	20.00%	0
391	Transportation Equipment	0	0	0	0	0	20.00%	0
392	Stores Equipment	0	0	0	0	0	4.00%	0
393	Tools, Shop and Garage Equipment	8,229	0	0	8,229	0	5.00%	411
394	Laboratory Equipment	6,990	0	0	6,990	5,140	10.00%	185
395	Power Operated Equipment	0	0	0	0	0	5.00%	0
396	Communication Equipment	36,729	0	0	36,729	0	10.00%	3,673
397	Miscellaneous Equipment	0	0	0	0	0	10.00%	0
398	Other Tangible Plant	0	24,669	0	24,669	0	10.00%	1,233
	<b>Subtotal</b>	<b>\$3,689,521</b>	<b>\$202,017</b>	<b>\$0</b>	<b>\$3,891,538</b>	<b>\$155,226</b>		<b>\$138,862</b>

Contribution(s) in Aid of Construction (Gross)	\$1,013,252
Less: Non Amortizable Contribution(s)	0
Fully Amortized Contribution(s)	0
Amortizable Contribution(s)	<b>\$1,013,252</b>
Times: Proposed Amortization Rate	3.72%
<b>Amortization of CIAC</b>	<b>\$37,657</b>

**Less: Amortization of CIAC** \$37,657

**DEPRECIATION EXPENSE** \$101,202

**Instructions:** Fill out the Grey Cells with the relevent information. Input 0 or none if there is nothing recorded in that account or there is no applicable information to report.

Liberty Utilities (Entrada Del Oro Sewer) Corp  
Annual Report  
Balance Sheet Assets  
12/31/21

Balance Sheet Assets				
	Assets		Balance at Beginning of Year (2021)	Balance at End of Year (2021)
Account No.	Current and Accrued Assets			
131	Cash		\$8,704	\$9,057
132	Special Deposits		0	0
135	Temporary Cash Investments		0	0
141	Customer Accounts Receivable		9,895	16,807
142	Other Accounts Receivable		0	0
143	Accumulated Provision for Uncollectable Accounts		(3,195)	(3,161)
146	Notes Receivable from Associated Companies		500,702	320,679
151	Plant Material and Supplies		0	0
162	Prepayments		8,498	3,500
173	Accrued Utility Revenue		37,648	39,242
174	Miscellaneous Current and Accrued Assets		160	0
	<b>Total Current and Accrued Assets</b>		<b>\$562,412</b>	<b>\$386,123</b>
	<b>Deferred Debits</b>			
186.1	Deferred Rate Case Expense		\$2,500	\$52,179
	<b>Total Deferred Debits</b>		<b>\$2,500</b>	<b>\$52,179</b>
	<b>Fixed Assets</b>			
101	Utility Plant in Service*		\$3,689,521	\$3,891,536
103	Property Held for Future Use		824,900	824,900
105	Construction Work in Progress		458,924	468,146
108	Accumulated Depreciation (enter as negative)*		(1,827,649)	(1,966,125)
121	Non-Utility Property		0	0
122	Accumulated Depreciation - Non Utility		0	0
	<b>Total Fixed Assets</b>		<b>\$3,145,696</b>	<b>\$3,218,457</b>
	<b>Total Assets</b>		<b>\$3,710,608</b>	<b>\$3,656,759</b>

**Instructions:** Fill out the Grey Cells with the relevant information. Input 0 or none if there is nothing recorded in that account or there is no applicable information to report.

Note these items feed automatically from the adjusted end of year balance from AR4.

Liberty Utilities (Entrada Del Oro Sewer) Corp  
 Annual Report  
 Balance Sheet Liabilities and Owners Equity

<b>Balance Sheet Liabilities and Owners Equity</b>				
	<b>Liabilities</b>		<b>Balance at Beginning of Year (2021)</b>	<b>Balance at End of Year (2021)</b>
<b>Account No.</b>	<b>Current Liabilities</b>			
231	Accounts Payable		\$0	\$0
232	Notes Payable (Current Portion)		0	0
234	Notes Payable to Associated Companies		0	0
235	Customer Deposits		6,180	6,770
236	Accrued Taxes		0	0
237	Accrued Interest		0	0
241	Miscellaneous Current and Accrued Liabilities		123,407	31,606
253	Other Deferred Credits		6,987	9,687
	<b>Total Current Liabilities</b>		<b>\$136,574</b>	<b>\$48,063</b>
	<b>Long Term Debt</b>			
224	Long Term Debt (Notes and Bonds)		\$0	\$0
	<b>Total Long Term Debt</b>		<b>\$0</b>	<b>\$0</b>
	<b>Deferred Credits</b>			
252	Advances in Aid of Construction		\$43,816	\$58,816
255	Accumulated Deferred Investment Tax Credits		8,266	6,613
271	Contributions in Aid of Construction		1,013,252	1,013,252
272	Less: Amortization of Contributions		(85,869)	(184,006)
281	Accumulated Deferred Income Tax		(84,526)	(7,913)
	<b>Total Deferred Credits</b>		<b>\$894,939</b>	<b>\$886,762</b>
	<b>Total Liabilities</b>		<b>\$1,031,513</b>	<b>\$934,825</b>
	<b>Capital Accounts</b>			
201	Common Stock Issued		(\$926,383)	(\$926,383)
211	Other Paid-In Capital		4,294,876	4,294,876
215	Retained Earnings		(689,398)	(646,559)
218	Proprietary Capital (Sole Props and Partnerships)		0	0
	<b>Total Capital</b>		<b>\$2,679,095</b>	<b>\$2,721,934</b>
	<b>Total Liabilities and Capital</b>		<b>\$3,710,608</b>	<b>\$3,656,759</b>

**Instructions:** Fill out the Grey Cells with the relevant information. Input 0 or none if there is nothing recorded in that account or there is no applicable information to report.

**Note:** Total liabilities and Capital must match total assets for the beginning and end of the year!

Liberty Utilities (Entrada Del Oro Sewer) Corp  
Annual Report  
Wastewater Comparative Income Statement  
12/31/21

<b>Wastewater Comparative Income Statement</b>			
Account No.	Calendar Year	Current Year	Last Year
		01/01/2021 - 12/31/2021	01/01/2020 - 12/31/2020
	<b>Operating Revenue</b>		
521	Flat Rate Revenues	\$461,715	\$454,853
522	Measured Revenues	0	0
534	Rents from Wastewater Property	0	0
536	Other Wastewater Revenues	1,670	670
	<b>Total Revenues</b>	<b>\$463,385</b>	<b>\$455,523</b>
	<b>Operating Expenses</b>		
701	Salaries and Wages	\$0	\$0
704	Employee Pensions and Benefits	0	0
710	Purchased Wastewater Treatment	2,528	3,035
711	Sludge Removal Expense	4,342	5,794
715	Purchased Power	28,695	17,667
716	Fuel for Power Production	0	0
718	Chemicals	0	1,734
720	Materials and Supplies	792	1,324
720.1	Repairs and Maintenance	0	0
720.2	Office Supplies and Expense	295	0
721	Office Expense	0	0
731	Contractual Services -Engineering	0	0
732	Contractual Services - Accounting	1,349	205
733	Contractual Services - Legal	9,261	695
734	Contractual Services - Management Fees	69,362	60,541
735	Contractual Services - Testing	20,332	22,306
736	Contractual Services - Other	62,766	52,910
740	Rents - Building	2,790	445
742	Rents - Equipment	0	0
750	Transportation Expenses	118	191
757	Insurance - General Liability	2,591	1,145
758	Insurance - Worker's Compensation	0	0
759	Insurance - Other	0	0
760	Advertising Expense	0	0
766	Regulatory Commission Expense - Rate Case	0	0
767	Regulatory Commission Expense - Other	0	0
770	Bad Debt Expense	436	2,863
775	Miscellaneous Expense	21,580	17,158
403	Depreciation Expense (From Schedule AR4)	101,202	115,022
408	Taxes Other Than Income	0	0
408.11	Property Taxes	19,421	17,584
408.12	Payroll Taxes	0	0
409	Income Taxes	74,112	62,409
	<b>Total Operating Expenses</b>	<b>\$421,973</b>	<b>\$383,027</b>
	<b>Operating Income / (Loss)</b>	<b>\$41,412</b>	<b>\$72,496</b>
	<b>Other Income / (Expense)</b>		
414	Gain (Loss) on Dispositions	(\$3,967)	\$0
419	Interest and Dividend Income	6,994	154
421	Non-Utility Income	0	0
426	Miscellaneous Non-Utility (Expense)	(1,284)	0
427	Interest (Expense)	(316)	(414)
	<b>Total Other Income / (Expense)</b>	<b>\$1,427</b>	<b>(\$260)</b>
	<b>Net Income / (Loss)</b>	<b>\$42,839</b>	<b>\$72,236</b>

**Instructions:** Fill out the Grey Cells with the relevant information. Input 0 or none if there is nothing recorded in that account or there is no applicable information to report.



Liberty Utilities (Entrada Del Oro Sewer) Corp  
 Annual Report  
 Full time equivalent employees  
 12/31/21

**Full time equivalent employees**

	Direct Company	Allocated	Outside service	Total
President	0.0	0.0	0.0	0.0
Vice-president	0.0	0.0	0.0	0.0
Manager	0.0	0.0	0.0	0.0
Engineering Staff	0.1	0.0	0.0	0.1
System Operator(s)	0.4	0.0	0.0	0.4
Customer Service	0.2	0.0	0.0	0.2
Accounting	0.0	0.1	0.0	0.1
Business Office	0.0	0.0	0.0	0.0
Rates Department	0.0	0.0	0.0	0.0
Administrative Staff	0.0	0.0	0.0	0.1
Other	0.0	0.0	0.0	0.0
<b>Total</b>	0.8	0.1	0.0	0.9

**Instructions:** Fill out the Grey Cells with the relevant information. Input 0 or none if there is nothing recorded in that account or there is no applicable information to report. A full-time employee is based on 2080 total hours per year. Please calculate partial employees using 2080 hours.

<b>Supplemental Financial Data (Long-Term Debt)</b>				
	Loan #1	Loan #2	Loan #3	Loan #4
Date Issued	N/A	N/A	N/A	N/A
Source of Loan	N/A	N/A	N/A	N/A
ACC Decision No.	N/A	N/A	N/A	N/A
Reason for Loan	N/A	N/A	N/A	N/A
Dollar Amt. Issued	N/A	N/A	N/A	N/A
Amount Outstanding	N/A	N/A	N/A	N/A
Date of Maturity	N/A	N/A	N/A	N/A
Interest Rate	N/A	N/A	N/A	N/A
Current Year Interest	N/A	N/A	N/A	N/A
Current Year Principal	N/A	N/A	N/A	N/A

Meter Deposit Balance at Test Year End:	\$0
---	-----

Meter Deposits Refunded During the Test Year:	\$0
---	-----

***List all bonds, notes, loans, and other types of indebtedness in which the proceeds were used in the provision of public utility service. Indebtedness incurred for personal uses by the owner of the utility should not be listed. Input 0 or none if there is nothing to report for that cell.***

**Wastewater Utility Plant Description**

<b>Name of System:</b>	Liberty Utilities (Entrada Del Oro)
<b>Wastewater Inventory Number (if applicable):</b>	APP105488
<b>Type of Treatment</b>	Extended Aeration
<b>Design Capacity of Plant (Gallons per day)</b>	150,000 gpd

<b>LIFT STATION FACILITIES</b>					
Location	Quantity of Pumps	Horsepower Per Pump	Rated Capacity Per Pump (GPM)	Wet Well Capacity (gals)	Year Constructed
Entrance to Plant	2	7.5HP	600	1080	2006
NA	NA	NA	NA	NA	NA
NA	NA	NA	NA	NA	NA
NA	NA	NA	NA	NA	NA
NA	NA	NA	NA	NA	NA
NA	NA	NA	NA	NA	NA
NA	NA	NA	NA	NA	NA
NA	NA	NA	NA	NA	NA
NA	NA	NA	NA	NA	NA
NA	NA	NA	NA	NA	NA
NA	NA	NA	NA	NA	NA
NA	NA	NA	NA	NA	NA
NA	NA	NA	NA	NA	NA
NA	NA	NA	NA	NA	NA
NA	NA	NA	NA	NA	NA
NA	NA	NA	NA	NA	NA
NA	NA	NA	NA	NA	NA
NA	NA	NA	NA	NA	NA
NA	NA	NA	NA	NA	NA
NA	NA	NA	NA	NA	NA
NA	NA	NA	NA	NA	NA
NA	NA	NA	NA	NA	NA

<b>FORCE MAINS</b>		
Size	Material	Length (Feet)
4 inch	NA	0
6 inch	NA	0
8 inch	NA	0
8 inch	C-900 Purple Effluent	6,000
NA	NA	NA
NA	NA	NA
NA	NA	NA

<b>MANHOLES</b>	
Type	Quantity
Standard	80
Drop	7

<b>CLEANOUTS</b>
Quantity
10 x 2 way
NA
NA
NA

**Note:** If you are filing for more than one system, please provide separate sheets for each system.

**Instructions:** Fill out the Grey Cells with the relevent information. Input 0 or none if there is nothing recorded in that account or there is no applicable information to report. Copy and paste this sheet as many times as is necessary.

Wastewater Utility Plant Description (Continued)					
GRAVITY MAINS			SERVICES/LATERALS		
Sizes (inches)	Material	Length (feet)	Size (inches)	Material	Quantity
4	0	0	4	ABS Drain Pipe	406
6	ABS/SDR.DIP	15	NA	NA	NA
8	ABS/SDR.DIP	18,536	NA	NA	NA
10	ABS/SDR.DIP	927	NA	NA	NA
12	ABS/SDR.DIP	1,800			
NA	NA	NA			
NA	NA	NA			
NA	NA	NA			
NA	NA	NA			
NA	NA	NA			
NA	NA	NA			
NA	NA	NA			
NA	NA	NA			
NA	NA	NA			
NA	NA	NA			
NA	NA	NA			

For the following five items, list the utility owned assets in each category for each system.

<b>SOLIDS PROCESSING AND HANDLING FACILITIES</b>	Raptor screen, Aerobic Sludge Digester, Sludge pumping
<b>DISINFECTION EQUIPMENT</b> (Chlorinator, Ultra-Violet, Etc.)	(2) Wedeco LBX-200 Ultra-Violet Disinfection Units
<b>FILTRATION EQUIPMENT</b> (Rapid Sand, Slow Sand, Activated Carbon, Etc.)	Kruger Rotating Drum Disk Filter
<b>STRUCTURES</b> (Buildings, Fences, Etc.)	Perimeter Wall, Operations (MCC Room / Blower Room / Garage) building, (2) anoxic chamber, (2) aerobic chamber, (2) clarifier, equalization tank, Paving, Curbing, lift station, splitter box.
<b>Other</b> (Laboratory Equipment, Tools, Vehicles, Standby, Power Generators, Etc.)	300 KW Generator, Lab Equipment: Oven, scale, mixer, fiber filter vacuum w/beaker, Hach HQ40d/w ph probe, Hach PHC101 probe, and Hach LDO probe

**Note:** If you are filing for more than one system, please provide separate sheets for each system.

**Instructions:** Fill out the Grey Cells with the relevent information. Input 0 or none if there is nothing recorded in that account or there is no applicable information to report. Copy and paste this sheet as many times as is necessary.

Wastewater Flows					
Month	Number of Services	Total Monthly Sewage Flow (Gallons)	Sewage Flow on Peak Day	Purchased Power Expense <sup>1</sup>	Purchased Power (kWh) <sup>2</sup>
January	365	1,212,430	48,058	\$1,963	21,749
February	360	1,141,143	56,543	1,597	17,474
March	363	1,238,690	48,139	1,628	18,134
April	359	1,209,406	52,579	1,588	17,384
May	358	1,212,105	57,801	1,681	16,612
June	358	1,101,327	41,748	1,728	18,465
July	358	1,090,877	49,197	1,819	17,351
August	353	1,137,578	55,511	1,765	16,978
September	354	1,136,968	47,406	1,714	17,830
October	358	1,187,866	43,342	1,851	18,462
November	356	1,172,160	52,311	1,829	20,960
December	352	1,249,241	71,819	1,896	22,048
<b>Totals</b>		<b>14,089,791</b>	<b>624,454</b>	<b>\$21,058</b>	<b>223,447</b>

Provide the following information as applicable per wastewater system:

Method of Effluent Disposal	Surface Water Discharge
Groundwater Permit Number	N/A
ADEQ Aquifer Protection Permit ("APP") Number	APP105488
ADEQ Reuse Permit Number	N/A
EPA NPDES Permil Number	AZ0024899
APP Effluent Treatment Requirement (Class)?	A+
Permitted Flow Rate	300,000
Permitted Organic Capacity	NA
Hydraulic Capacity	NA
Type of Biological Treatment	N/A

In the space below, list all violations within the past 12 months:

N/A

**Note:** If you are filing for more than one system, please provide separate sheets for each system.

<sup>1</sup> Enter the total purchased power costs for the power meters associated with this system.  
<sup>2</sup> Enter the total purchased kWh used by the power meters associated with this system.

**Instructions:** Fill out the Grey Cells with the relevent information. Input 0 or none if there is nothing recorded in that account or there is no applicable information to report.

**Other Wastewater System Information**

**Provide a calculation used to determine the value of one wastewater equivalent residential connection (ERC).**

Use one of the following methods:

- (a) If actual flow data are available from the preceding 12 months, divide the total annual single family residence (SFR) gallons sold by the average number of single family residence customers for the same period and divide the result by 365 days.
- (b) If no historical flow data are available, use:  
 $ERC = ( \text{Total SFR gallons treated (Omit 000)} / 365 \text{ days} / 280 \text{ gallons per day} )$

For wastewater only utilities:

Subtract all general use and other non residential customer gallons from the total gallons treated. Divide the remainder (SFR customers) by 365 days to reveal single family residence customer gallons per day.

**NOTE:** Total gallons treated includes both treated and purchased treatment.

ERC   
Method used:

What is the present system connection capacity (in ERCs \*) using existing lines?

What is the future system connection capacity (in ERCs \*) upon service area buildout?

Describe any plans and estimated completion dates for any enlargements or improvements of this system.

Populating train 2 for redundancy.

If the utility uses reuse as a means of effluent disposal, attach a list of the reuse end users and the amount of reuse provided to each, if known.

N/A

If the utility does not engage in reuse, has a reuse feasibility study been completed?

If so, when?

N/A

Liberty Utilities (Entrada Del Oro Sewer) Corp  
 Annual Report  
 Utility Shutoffs / Disconnects  
 12/31/21

Utility Shutoffs / Disconnects	
Name of System:	Liberty Utilities (Entrada Del Oro)
Wastewater Inventory Number (if applicable):	APP105488

Month	Termination without Notice R14-2-609.B	Termination with Notice R14-2-609.C	Other
January	0	0	0
February	0	0	0
March	0	0	0
April	0	0	0
May	0	0	0
June	0	0	0
July	0	0	0
August	0	0	0
September	0	0	0
October	0	0	0
November	0	0	0
December	0	0	0
<b>Total</b>	<b>0</b>	<b>0</b>	<b>0</b>

**Other (description):**

N/A
-----


**Instructions:** Fill out the Grey Cells with the relevent information. Input 0 or none if there is nothing recorded in that account or there is no applicable information to report.

Liberty Utilities (Entrada Del Oro Sewer) Corp  
Annual Report  
Property Taxes  
12/31/21

<b>Property Taxes</b>	
Amount of actual property taxes paid during Calendar Year 2021 was	\$19,421

If no property taxes paid, explain why.  
N/A

**Instructions:** Fill out the Grey Cells with the relevant information. Input 0 or none if there is nothing recorded in that account or there is no applicable information to report.





**Verification and Sworn Statement (Taxes)**

**Verification:** State of Arizona I, the undersigned of the  
(state name)

County of (county name): Maricopa  
Name (owner or official) title: Crystal Greene  
Company name: Liberty Utilities (Entrada Del Oro Sewer) Corp

DO SAY THAT THIS ANNUAL UTILITY PROPERTY TAX AND SALES TAX REPORT TO THE ARIZONA CORPORATION COMMISSION.

FOR THE YEAR ENDING: 12/31/21

HAS BEEN PREPARED UNDER MY DIRECTION, FROM THE ORIGINAL BOOKS, PAPERS AND RECORDS OF SAID UTILITY; THAT I HAVE CAREFULLY EXAMINED THE SAME, AND DECLARE THE SAME TO BE A COMPLETE AND CORRECT STATEMENT OF BUSINESS AND AFFAIRS OF SAID UTILITY FOR THE PERIOD COVERED BY THIS REPORT IN RESPECT TO EACH AND EVERY MATTER AND THING SET FORTH, TO THE BEST OF MY KNOWLEDGE, INFORMATION AND BELIEF.

**Sworn Statement:** I HEREBY ATTEST THAT ALL PROPERTY TAXES FOR SAID COMPANY ARE CURRENT AND PAID IN FULL.


I HEREBY ATTEST THAT ALL SALES TAXES FOR SAID COMPANY ARE CURRENT AND PAID IN FULL.

Crystal Greene  
signature of owner/official  
625-298-3734  
telephone no.

SUBSCRIBED AND SWORN TO BEFORE ME A NOTARY PUBLIC  
IN AND FOR THE COUNTY

THIS 13<sup>th</sup> DAY OF Maricopa  
April, 2022  
(month) and (year)

MY COMMISSION EXPIRES April 29, 2025  
(date)



Micky Chetty  
(signature of notary public)

**Verification and Sworn Statement**

**Verification:**

State of Arizona I, the undersigned of the  
(state name)  
County of (county name): Maricopa  
Name (owner or official) title: 0  
Company name: Liberty Utilities (Entrada Del Oro Sewer) Corp

DO SAY THAT THIS ANNUAL UTILITY PROPERTY TAX AND SALES TAX REPORT TO THE ARIZONA CORPORATION COMMISSION.

FOR THE YEAR ENDING: 12/31/21

HAS BEEN PREPARED UNDER MY DIRECTION, FROM THE ORIGINAL BOOKS, PAPERS AND RECORDS OF SAID UTILITY; THAT I HAVE CAREFULLY EXAMINED THE SAME, AND DECLARE THE SAME TO BE A COMPLETE AND CORRECT STATEMENT OF BUSINESS AND AFFAIRS OF SAID UTILITY FOR THE PERIOD COVERED BY THIS REPORT IN RESPECT TO EACH AND EVERY MATTER AND THING SET FORTH, TO THE BEST OF MY KNOWLEDGE, INFORMATION AND BELIEF.

**Sworn Statement:** IN ACCORDANCE WITH THE REQUIREMENTS OF TITLE 40, ARTICLE 8, SECTION 40-401, ARIZONA REVISED STATUTES, IT IS HEREIN REPORTED THAT THE GROSS OPERATING REVENUE OF SAID UTILITY DERIVED FROM ARIZONA INTRASTATE UTILITY OPERATIONS DURING THE CALENDAR YEAR WAS:

Arizona Intrastate Gross Operating Revenues Only (\$)

\$463,385

(The amount in the box above includes

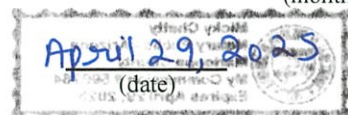

\$0 in sales taxes  
billed or collected)

Crystal Apene  
signature of owner/official  
623-298-3739  
telephone no.

SUBSCRIBED AND SWORN TO BEFORE ME A NOTARY PUBLIC  
IN AND FOR THE COUNTY

THIS 13<sup>th</sup> DAY OF Maricopa  
April 2022  
(month) and (year)

MY COMMISSION EXPIRES



Micky Chetty  
(signature of notary public)

**Verification and Sworn Statement (Residential Revenue)**

**Verification:**

State of Arizona I, the undersigned of the  
(state name)

County of (county name): Maricopa  
Name (owner or official) title: 0  
Company name: Liberty Utilities (Entrada Del Oro Sewer) Corp

DO SAY THAT THIS ANNUAL UTILITY PROPERTY TAX AND SALES TAX REPORT TO THE ARIZONA CORPORATION COMMISSION.

FOR THE YEAR ENDING: 12/31/21

HAS BEEN PREPARED UNDER MY DIRECTION, FROM THE ORIGINAL BOOKS, PAPERS AND RECORDS OF SAID UTILITY; THAT I HAVE CAREFULLY EXAMINED THE SAME, AND DECLARE THE SAME TO BE A COMPLETE AND CORRECT STATEMENT OF BUSINESS AND AFFAIRS OF SAID UTILITY FOR THE PERIOD COVERED BY THIS REPORT IN RESPECT TO EACH AND EVERY MATTER AND THING SET FORTH, TO THE BEST OF MY KNOWLEDGE, INFORMATION AND BELIEF.

**Sworn Statement:** IN ACCORDANCE WITH THE REQUIREMENTS OF TITLE 40, ARTICLE 8, SECTION 40-401, ARIZONA REVISED STATUTES, IT IS HEREIN REPORTED THAT THE GROSS OPERATING REVENUE OF SAID UTILITY DERIVED FROM ARIZONA INTRASTATE UTILITY OPERATIONS RECEIVED FROM RESIDENTIAL CUSTOMERS DURING THE CALENDAR YEAR WAS:

Arizona Intrastate Gross Operating Revenues Only (\$)

\$461,715

(The amount in the box above includes

\$0 in sales taxes  
billed or collected)

Cristall Greene

signature of owner/official


623-298-3139

telephone no.

SUBSCRIBED AND SWORN TO BEFORE ME A NOTARY PUBLIC  
IN AND FOR THE COUNTY

Maricopa  
(county name)

THIS 13<sup>th</sup> DAY OF April 2022  
(month) and (year)



MY COMMISSION EXPIRES

April 29, 2025  
(date)

Mickey Chetty

(signature of notary public)

for Income Tax Statement of Certification

Verification:

State of Arizona I, the undersigned of the  
(state name)

County of (county name): Maricopa  
Name (owner or official) title: 0  
Company name: Liberty Utilities (Entrada Del Oro Sewer) Corp

FOR THE YEAR ENDING: 12/31/21

Sworn Statement: IN ACCORDANCE WITH THE REQUIREMENTS OF DECISION NO. 77084, BECAUSE THE UTILITY REQUIRES THE GROSS UP OF ADVANCES AND CONTRIBUTIONS, I HEREBY STATE THAT THE UTILITY A NET INCREASE IN CURRENT INCOME TAX EXPENSE OR A DECREASE IN DEFERRED TAX ASSET FOR A CARRY FORWARD ACCORDING TO GAAP IN AN AMOUNT EQUAL TO OR GREATER THAN THE AMOUNT OF THE REQUIRED GROSS UP PAID BY DEVELOPERS IN THE PERIOD COVERED BY THIS ANNUAL REPORT.

Crystal Greene  
signature of owner/official  
602-298-3739  
telephone no.

SUBSCRIBED AND SWORN TO BEFORE ME A NOTARY PUBLIC  
IN AND FOR THE COUNTY Maricopa  
(county name)

THIS 13<sup>th</sup> DAY OF April 2022  
(month) and (year)

MY COMMISSION EXPIRES April 29, 2025  
(date)



Micky Chetty  
(signature of notary public)