

ANNUAL REPORT

Of

Company Name: Liberty Utilities (Entrada Del Oro Sewer) Corp
14920 W. Camelback Rd.,Mailing Address: Litchfield Park AZ
85340

Docket No.: SW-04316A

For the Year Ended: 12/31/20

WASTEWATER UTILITY

To

Arizona Corporation Commission

Due on April 15th

Email: Util-Compliance@azcc.gov, mail or deliver the completed Annual Report to:

Arizona Corporation Commission
Compliance Section - Utilities Division
1200 West Washington Street
Phoenix, Arizona 85007

Application Type: Original Filing

Application Date: 9/24/2021

ARIZONA CORPORATION COMMISSION
 WASTEWATER UTILITY ANNUAL REPORT
 Liberty Utilities (Entrada Del Oro Sewer) Corp
 A Class Utility

For the Calendar Year Ended:

Primary Address:
 City: State: Zip Code:

Telephone Number:

Date of Original Organization of Utility:

Person to whom correspondence should be addressed concerning this report:

Name:
 Telephone No. :
 Address:
 City: State: Zip Code:
 Email:

Management Contact

Name:
 Telephone No. :
 Address:
 City: State: Zip Code:
 Email:

On-Site Manager

Name:
 Telephone No. :
 Address:
 City: State: Zip Code:
 Email:

NA

Name:
 Telephone No. :
 Address:
 City: State: Zip Code:
 Email:

NA

Name:
 Telephone No. :
 Address:
 City: State: Zip Code:
 Email:

Ownership:

Counties Served:

Important changes during the year

No	For those companies not subject to the affiliated interest rules, has there been a change in ownership or direct control during the year?
	If yes, please provide specific details in the box below.
	NA

No	Has the company been notified by any other regulatory authorities during the year, that they are out of compliance?
	If yes, please provide specific details in the box below.
	NA

Utility Plant in Service (Wastewater)							
Account No.	Description	Beginning Year Original Cost	Current Year Additions	Current Year Retirements	Adjusted Original Cost	Accumulated Depreciation	OCLD (OC less AD)
351	Organization	\$37,898	\$0	\$0	\$37,898	\$0	\$37,898
352	Franchises	745	0	0	745	0	745
353	Land and Land Rights	400,000	0	0	400,000	0	400,000
354	Structures and Improvements	555,366	3,049	0	558,415	266,242	292,173
355	Power Generation Equipment	124,916	0	0	124,916	72,210	52,706
360	Collections Wastewater - Force	7,141	0	0	7,141	2,190	4,951
361	Collections Wastewater - Gravity	480,710	0	0	480,710	145,063	335,647
362	Special Collecting Structures	0	0	0	0	0	0
363	Services to Customers	122,760	0	0	122,760	37,646	85,114
364	Flow Measuring Devices	10,980	0	0	10,980	8,154	2,826
365	Flow Measuring Installations	12,858	0	0	12,858	8,178	4,680
366	Reuse Services	0	0	0	0	0	0
367	Reuse Meters & Meter Installations	0	0	0	0	0	0
370	Receiving Wells	26,226	0	0	26,226	13,391	12,835
371	Pumping Equipment	171,045	54,849	0	225,894	161,343	64,551
374	Reuse Distribution Reservoirs	0	0	0	0	0	0
375	Reuse Trans. And Distr. Equipment	126,541	0	0	126,541	48,507	78,034
380	Treatment and Disposal Equipment	1,380,709	74,552	0	1,455,261	1,015,546	439,715
381	Plant Sewers	27,752	0	0	27,752	21,277	6,475
382	Outfall Sewer Lines	5,541	0	0	5,541	2,829	2,712
389	Other Plant and Misc. Equipment	0	0	0	0	0	0
390	Office Furniture and Equipment	1,747	0	0	1,747	1,599	148
390.1	Computer & Software	12,188	0	0	12,188	12,188	(0)
391	Transportation Equipment	0	0	0	0	0	0
392	Stores Equipment	0	0	0	0	0	0
393	Tools, Shop and Garage Equipment	6,746	1,483	0	8,229	3,115	5,114
394	Laboratory Equipment	6,990	0	0	6,990	6,335	655
395	Power Operated Equipment	0	0	0	0	0	0
396	Communication Equipment	0	36,729	0	36,729	1,836	34,893
397	Miscellaneous Equipment	0	0	0	0	0	0
398	Other Tangible Plant	0	0	0	0	0	0
	Totals	\$3,518,859	\$170,662	\$0	\$3,689,521	\$1,827,649	\$1,861,872

Instructions: Fill out the Grey Cells with the relevant information. Input 0 or none if there is nothing recorded in that account or there is no applicable information to report.

Liberty Utilities (Entrada Del Oro Sewer) Corp
 Annual Report
 Depreciation Expense for the Current Year (Wastewater)
 12/31/20

Depreciation Expense for the Current Year (Wastewater)								
Account No.	Description	Beginning Year Original Cost	Current Year Additions	Current Year Retirements	Adjusted Original Cost	Fully Depreciated/Non-depreciable Plant	Depreciation Percentages	Depreciation Expense
351	Organization	\$37,898	\$0	\$0	\$37,898	\$0	0.00%	\$0
352	Franchises	745	0	0	745	0	0.00%	0
353	Land and Land Rights	400,000	0	0	400,000	0	0.00%	0
354	Structures and Improvements	555,366	3,049	0	558,415	0	3.33%	18,544
355	Power Generation Equipment	124,916	0	0	124,916	0	3.33%	6,246
360	Collections Wastewater - Force	7,141	0	0	7,141	0	2.00%	143
361	Collections Wastewater - Gravity	480,710	0	0	480,710	0	2.00%	9,614
362	Special Collecting Structures	0	0	0	0	0	2.00%	0
363	Services to Customers	122,760	0	0	122,760	0	2.00%	2,455
364	Flow Measuring Devices	10,980	0	0	10,980	0	10.00%	1,098
365	Flow Measuring Installations	12,858	0	0	12,858	2,460	5.00%	1,040
366	Reuse Services	0	0	0	0	0	2.00%	0
367	Reuse Meters & Meter Installations	0	0	0	0	0	3.33%	0
370	Receiving Wells	26,226	0	0	26,226	0	3.33%	873
371	Pumping Equipment	171,045	54,849	0	225,894	128,035	10.00%	8,804
374	Reuse Distribution Reservoirs	0	0	0	0	0	2.50%	0
375	Reuse Trans. And Distr. Equipment	126,541	0	0	126,541	0	2.00%	3,164
380	Treatment and Disposal Equipment	1,380,709	74,552	0	1,455,261	0	5.00%	70,899
381	Plant Sewers	27,752	0	0	27,752	0	5.00%	1,388
382	Outfall Sewer Lines	5,541	0	0	5,541	0	3.33%	185
389	Other Plant and Misc. Equipment	0	0	0	0	0	6.67%	0
390	Office Furniture and Equipment	1,747	0	0	1,747	510	6.67%	83
390.1	Computer & Software	12,188	0	0	12,188	12,188	20.00%	(0)
391	Transportation Equipment	0	0	0	0	0	20.00%	0
392	Stores Equipment	0	0	0	0	0	4.00%	0
393	Tools, Shop and Garage Equipment	6,746	1,483	0	8,229	0	5.00%	374
394	Laboratory Equipment	6,990	0	0	6,990	1,580	10.00%	541
395	Power Operated Equipment	0	0	0	0	0	5.00%	0
396	Communication Equipment	0	36,729	0	36,729	0	10.00%	1,836
397	Miscellaneous Equipment	0	0	0	0	0	10.00%	0
398	Other Tangible Plant	0	0	0	0	0	10.00%	0
	Subtotal	\$3,518,859	\$170,662	\$0	\$3,689,521	\$144,773		\$127,287

Contribution(s) in Aid of Construction (Gross)	\$1,013,252
Less: Non Amortizable Contribution(s)	400,000
Fully Amortized Contribution(s)	
Amortizable Contribution(s)	\$613,252
Times: Proposed Amortization Rate	2.00%
Amortization of CIAC	\$12,265

Less: Amortization of CIAC \$12,265

DEPRECIATION EXPENSE \$115,022

Instructions: Fill out the Grey Cells with the relevant information. Input 0 or none if there is nothing recorded in that account or there is no applicable information to report.

Liberty Utilities (Entrada Del Oro Sewer) Corp
Annual Report
Balance Sheet Assets
12/31/20

Balance Sheet Assets				
	Assets		Balance at Beginning of Year (2020)	Balance at End of Year (2020)
Account No.	Current and Accrued Assets			
131	Cash		\$4,148	\$8,704
132	Special Deposits		0	0
135	Temporary Cash Investments		0	0
141	Customer Accounts Receivable		5,219	9,895
142	Other Accounts Receivable		0	0
143	Accumulated Provision for Uncollectable Accounts		(810)	(3,195)
146	Notes Receivable from Associated Companies		596,113	500,702
151	Plant Material and Supplies		0	0
162	Prepayments		4,777	8,498
173	Accrued Utility Revenue		34,498	37,648
174	Miscellaneous Current and Accrued Assets		0	160
	Total Current and Accrued Assets		\$643,946	\$562,412
	Deferred Debits			
186.1	Deferred Rate Case Expense		\$10,008	\$2,500
186.2	Other Deferred Debits		0	
	Total Deferred Debits		\$10,008	\$2,500
	Fixed Assets			
101	Utility Plant in Service*		\$3,518,859	\$3,689,521
103	Property Held for Future Use		824,900	824,900
105	Construction Work in Progress		38,405	458,924
108	Accumulated Depreciation (enter as negative)*		(1,715,954)	(1,827,649)
121	Non-Utility Property		0	
122	Accumulated Depreciation - Non Utility		0	
	Total Fixed Assets		\$2,666,209	\$3,145,696
	Total Assets		\$3,320,164	\$3,710,608

Instructions: Fill out the Grey Cells with the relevant information. Input 0 or none if there is nothing recorded in that account or there is no applicable information to report.

Note these items feed automatically from the adjusted end of year balance from AR4.

Liberty Utilities (Entrada Del Oro Sewer) Corp
Annual Report
Balance Sheet Liabilities and Owners Equity

Balance Sheet Liabilities and Owners Equity				
	Liabilities		Balance at Beginning of Year (2020)	Balance at End of Year (2020)
Account No.	Current Liabilities			
231	Accounts Payable		\$0	\$0
232	Notes Payable (Current Portion)		0	0
234	Notes Payable to Associated Companies		0	0
235	Customer Deposits		9,770	6,180
236	Accrued Taxes		0	0
237	Accrued Interest		0	0
241	Miscellaneous Current and Accrued Liabilities		12,290	123,407
253	Other Deferred Credits		2,162	6,987
	Total Current Liabilities		\$24,222	\$136,574
	Long Term Debt			
224	Long Term Debt (Notes and Bonds)		\$0	
	Total Long Term Debt		\$0	\$0
	Deferred Credits			
252	Advances in Aid of Construction		\$17,009	\$43,816
255	Accumulated Deferred Investment Tax Credits		9,919	8,266
271	Contributions in Aid of Construction		1,013,252	1,013,252
272	Less: Amortization of Contributions		(85,869)	(85,869)
281	Accumulated Deferred Income Tax		(148,587)	(84,526)
	Total Deferred Credits		\$805,724	\$894,939
	Total Liabilities		\$829,946	\$1,031,513
	Capital Accounts			
201	Common Stock Issued		(\$926,383)	(\$926,383)
211	Other Paid-In Capital		4,294,876	4,294,876
215	Retained Earnings		(878,275)	(689,398)
218	Proprietary Capital (Sole Props and Partnerships)		0	0
	Total Capital		\$2,490,218	\$2,679,095
	Total Liabilities and Capital		\$3,320,164	\$3,710,608

Instructions: Fill out the Grey Cells with the relevent information. Input 0 or none if there is nothing recorded in that account or there is no applicable information to report.

Note: Total liabilities and Capital must match total assets for the beginning and end of the year!

Liberty Utilities (Entrada Del Oro Sewer) Corp
Annual Report
Wastewater Comparative Income Statement
12/31/20

Wastewater Comparative Income Statement			
Account No.	Calendar Year	Current Year 01/01/2020 -	Last Year 01/01/2019 -
	Operating Revenue		
521	Flat Rate Revenues	\$454,853	\$398,357
522	Measured Revenues	0	0
534	Rents from Wastewater Property	0	0
536	Other Wastewater Revenues	670	4,556
420	AFUDC Income	0	0
	Total Revenues	\$455,523	\$402,912
	Operating Expenses		
701	Salaries and Wages	\$0	\$0
704	Employee Pensions and Benefits	0	0
710	Purchased Wastewater Treatment	3,035	2,182
711	Sludge Removal Expense	5,794	2,429
715	Purchased Power	17,667	19,620
716	Fuel for Power Production	0	0
718	Chemicals	1,734	0
720	Materials and Supplies	1,324	767
720.1	Repairs and Maintenance	0	0
720.2	Office Supplies and Expense	0	0
721	Office Expense	0	0
731	Contractual Services -Engineering	0	0
732	Contractual Services - Accounting	205	1,595
733	Contractual Services - Legal	695	251
734	Contractual Services - Management Fees	60,541	62,523
735	Contractual Services - Testing	22,306	17,124
736	Contractual Services - Other	52,910	16,513
740	Rents - Building	445	404
742	Rents - Equipment	0	0
750	Transportation Expenses	191	765
757	Insurance - General Liability	1,145	1,616
758	Insurance - Worker's Compensation	0	0
759	Insurance - Other	0	0
760	Advertising Expense	0	0
766	Regulatory Commission Expense - Rate Case	0	0
767	Regulatory Commission Expense - Other	0	0
770	Bad Debt Expense	2,863	1,566
775	Miscellaneous Expense	17,158	18,895
403	Depreciation Expense (From Schedule AR4)	115,022	123,487
408	Taxes Other Than Income	0	0
408.11	Property Taxes	17,584	16,459
408.12	Payroll Taxes	0	0
409	Income Taxes	62,409	(202,596)
	Total Operating Expenses	\$383,027	\$83,600
	Operating Income / (Loss)	\$72,496	\$319,312
	Other Income / (Expense)		
414	Gain (Loss) on Dispositions	\$0	\$0
419	Interest and Dividend Income	154	65
421	Non-Utility Income	0	0
426	Miscellaneous Non-Utility (Expense)	0	0
427	Interest (Expense)	(414)	(361)
	Total Other Income / (Expense)	(\$260)	(\$296)
	Net Income / (Loss)	\$72,236	\$319,017

Instructions: Fill out the Grey Cells with the relevent information. Input 0 or none if there is nothing recorded in that account or there is no applicable information to report.

Liberty Utilities (Entrada Del Oro Sewer) Corp
 Annual Report
 Full time equivalent employees
 12/31/20

Full time equivalent employees

	Direct Company	Allocated	Outside service	Total
President	0.0	0.0	0.0	0.0
Vice-president	0.0	0.0	0.0	0.0
Manager	0.0	0.0	0.0	0.0
Engineering Staff	0.7	0.0	0.0	0.7
System Operator(s)	1.0	0.0	0.0	1.0
Customer Service	0.0	0.0	0.0	0.0
Accounting	0.0	0.0	0.0	0.0
Business Office	2.1	0.0	0.0	2.2
Rates Department	0.0	0.0	0.0	0.0
Administrative Staff	0.4	0.0	0.0	0.4
Other	1.3	0.0	0.0	1.3
Total	5.5	0.1	0.0	5.6

Instructions: Fill out the Grey Cells with the relevant information. Input 0 or none if there is nothing recorded in that account or there is no applicable information to report. A full-time employee is based on 2080 total hours per year. Please calculate partial employees using 2080 hours.

Supplemental Financial Data (Long-Term Debt)				
	Loan #1	Loan #2	Loan #3	Loan #4
Date Issued	NA	NA	NA	NA
Source of Loan	NA	NA	NA	NA
ACC Decision No.	NA	NA	NA	NA
Reason for Loan	NA	NA	NA	NA
Dollar Amt. Issued	NA	NA	NA	NA
Amount Outstanding	NA	NA	NA	NA
Date of Maturity	NA	NA	NA	NA
Interest Rate	NA	NA	NA	NA
Current Year Interest	NA	NA	NA	NA
Current Year Principal	NA	NA	NA	NA

Meter Deposit Balance at Test Year End:	\$0
---	-----

Meter Deposits Refunded During the Test Year:	\$0
---	-----

List all bonds, notes, loans, and other types of indebtedness in which the proceeds were used in the provision of public utility service. Indebtedness incurred for personal uses by the owner of the utility should not be listed. Input 0 or none if there is nothing to report for that cell.

Wastewater Flows					
Month	Number of Services	Total Monthly Sewage Flow (Gallons)	Sewage Flow on Peak Day	Purchased Power Expense ¹	Purchased Power (kWh) ²
January	355	1,404,000	65,000	\$1,963	21,749
February	357	1,343,000	81,000	1,597	17,474
March	359	1,504,000	68,000	1,628	18,134
April	367	1,284,000	65,000	1,588	17,384
May	365	1,299,000	62,000	1,681	16,612
June	367	1,163,000	65,000	1,728	18,465
July	367	1,238,000	69,000	1,819	17,351
August	367	1,223,000	61,000	1,765	16,978
September	367	1,271,000	75,000	1,714	17,830
October	367	1,167,000	58,000	2,002	19,598
November	365	1,254,000	66,000	1,817	20,960
December	365	1,336,000	75,000	1,896	22,048
	Totals	15,486,000	810,000	\$21,197	224,583

Provide the following information as applicable per wastewater system:

Method of Effluent Disposal	Surface Water Discharge
Groundwater Permit Number	N/A
ADEQ Aquifer Protection Permit ("APP") Number	APP105488
ADEQ Reuse Permit Number	N/A
EPA NPDES Permil Number	AZ0024899
APP Effluent Treatment Requirement (Class)?	A+
Permitted Flow Rate	300,000
Permitted Organic Capacity	NA
Hydraulic Capacity	NA
Type of Biological Treatment	N/A

In the space below, list all violations within the past 12 months:

Fecal 4 of 7 exceedance Q2

Note: If you are filing for more than one system, please provide separate sheets for each system.

1 Enter the total purchased power costs for the power meters associated with this system.

2 Enter the total purchased kWh used by the power meters associated with this system.

Instructions: Fill out the Grey Cells with the relevent information. Input 0 or none if there is nothing recorded in that account or there is no applicable information to report.

Other Wastewater System Information

Provide a calculation used to determine the value of one wastewater equivalent residential connection (ERC).

Use one of the following methods:

- (a) If actual flow data are available from the preceding 12 months, divide the total annual single family residence (SFR) gallons sold by the average number of single family residence customers for the same period and divide the result by 365 days.
- (b) If no historical flow data are available, use:
ERC = (Total SFR gallons treated (Omit 000) / 365 days / 280 gallons per day)

For wastewater only utilities:

Subtract all general use and other non residential customer gallons from the total gallons treated. Divide the remainder (SFR customers) by 365 days to reveal single family residence customer gallons per day.

NOTE: Total gallons treated includes both treated and purchased treatment.

ERC

115

Method used:

(a)

What is the present system connection capacity (in ERCs *) using existing lines?

370

What is the future system connection capacity (in ERCs *) upon service area buildout?

1,678

Describe any plans and estimated completion dates for any enlargements or improvements of this system.

Lift station pumps upgraded, remote alarming telemetry installed, ultra-violet units refurbished 12/31/20. Planning for populating second train for redundancy - 12/31/21.

If the utility uses reuse as a means of effluent disposal, attach a list of the reuse end users and the amount of reuse provided to each, if known.

NA

If the utility does not engage in reuse, has a reuse feasibility study been completed?

N/A

If so, when?

NA

Liberty Utilities (Entrada Del Oro Sewer) Corp
 Annual Report
 Utility Shutoffs / Disconnects
 12/31/20

Utility Shutoffs / Disconnects	
Name of System:	Liberty Utilities (Entrada Del Oro)
Wastewater Inventory Number (if applicable):	APP105488

Month	Termination without Notice R14-2-609.B	Termination with Notice R14-2-609.C	Other
January	0	0	0
February	0	0	0
March	0	0	0
April	0	0	0
May	0	0	0
June	0	0	0
July	0	0	0
August	0	0	0
September	0	0	0
October	0	0	0
November	0	0	0
December	0	0	0
Total	0	0	0

Other (description):

NA

Instructions: Fill out the Grey Cells with the relevent information. Input 0 or none if there is nothing recorded in that account or there is no applicable information to report.

Liberty Utilities (Entrada Del Oro Sewer) Corp
Annual Report
Property Taxes
12/31/20

Property Taxes	
----------------	--

Amount of actual property taxes paid during Calendar Year 2020 was	
--	--

	\$17,584
--	----------

If no property taxes paid, explain why.

NA

Instructions: Fill out the Grey Cells with the relevant information. Input 0 or none if there is nothing recorded in that account or there is no applicable information to report.

Verification and Sworn Statement (Taxes)

Verification: State of Arizona I, the undersigned of the
(state name)

County of (county name): Maricopa
Name (owner or official) title: Matthew Garlick
Company name: Liberty Utilities (Entrada Del Oro Sewer) Corp

DO SAY THAT THIS ANNUAL UTILITY PROPERTY TAX AND SALES TAX REPORT TO THE ARIZONA CORPORATION COMMISSION.

FOR THE YEAR ENDING: 12/31/20

HAS BEEN PREPARED UNDER MY DIRECTION, FROM THE ORIGINAL BOOKS, PAPERS AND RECORDS OF SAID UTILITY; THAT I HAVE CAREFULLY EXAMINED THE SAME, AND DECLARE THE SAME TO BE A COMPLETE AND CORRECT STATEMENT OF BUSINESS AND AFFAIRS OF SAID UTILITY FOR THE PERIOD COVERED BY THIS REPORT IN RESPECT TO EACH AND EVERY MATTER AND THING SET FORTH, TO THE BEST OF MY KNOWLEDGE, INFORMATION AND BELIEF.

Sworn Statement: I HEREBY ATTEST THAT ALL PROPERTY TAXES FOR SAID COMPANY ARE CURRENT AND PAID IN FULL.

I HEREBY ATTEST THAT ALL SALES TAXES FOR SAID COMPANY ARE CURRENT AND PAID IN FULL.

Matthew Garlick

signature of owner/official

623-298-3763

telephone no.

SUBSCRIBED AND SWORN TO BEFORE ME A NOTARY PUBLIC
IN AND FOR THE COUNTY

THIS

22nd

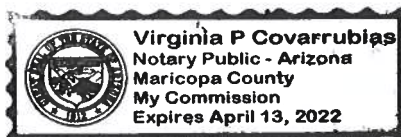
DAY OF

Maricopa
(county name)
September 2021
(month) and (year)

MY COMMISSION EXPIRES

April 13, 2022
(date)

Virginia P. Covarrubias
(signature of notary public)



Verification and Sworn Statement

Verification:

State of Arizona I, the undersigned of the
(state name)
County of (county name): Maricopa
Name (owner or official) title: Matthew Garlick
Company name: Liberty Utilities (Entrada Del Oro Sewer) Corp

DO SAY THAT THIS ANNUAL UTILITY PROPERTY TAX AND SALES TAX REPORT TO THE ARIZONA CORPORATION COMMISSION.

FOR THE YEAR ENDING: 12/31/20

HAS BEEN PREPARED UNDER MY DIRECTION, FROM THE ORIGINAL BOOKS, PAPERS AND RECORDS OF SAID UTILITY; THAT I HAVE CAREFULLY EXAMINED THE SAME, AND DECLARE THE SAME TO BE A COMPLETE AND CORRECT STATEMENT OF BUSINESS AND AFFAIRS OF SAID UTILITY FOR THE PERIOD COVERED BY THIS REPORT IN RESPECT TO EACH AND EVERY MATTER AND THING SET FORTH, TO THE BEST OF MY KNOWLEDGE, INFORMATION AND BELIEF.

Sworn Statement: IN ACCORDANCE WITH THE REQUIREMENTS OF TITLE 40, ARTICLE 8, SECTION 40-401, ARIZONA REVISED STATUTES, IT IS HEREIN REPORTED THAT THE GROSS OPERATING REVENUE OF SAID UTILITY DERIVED FROM ARIZONA INTRASTATE UTILITY OPERATIONS DURING THE CALENDAR YEAR WAS:

Arizona Intrastate Gross Operating Revenues Only (\$)

\$455,523

(The amount in the box above includes

\$0 in sales taxes

billed or collected)

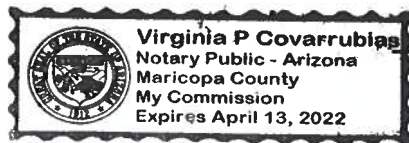
Matthew Garlick
signature of owner/official

623-298-3763
telephone no.

SUBSCRIBED AND SWORN TO BEFORE ME A NOTARY PUBLIC
IN AND FOR THE COUNTY

THIS 22nd DAY OF September 2021
(month) and (year)

MY COMMISSION EXPIRES April 13, 2022
(date)



Virginia P. Covarrubias
(signature of notary public)

Verification and Sworn Statement (Residential Revenue)

Verification:

State of Arizona I, the undersigned of the
(state name)

County of (county name): Maricopa
Name (owner or official) title: Matthew Garlick
Company name: Liberty Utilities (Entrada Del Oro Sewer) Corp

DO SAY THAT THIS ANNUAL UTILITY PROPERTY TAX AND SALES TAX REPORT TO THE ARIZONA CORPORATION COMMISSION.

FOR THE YEAR ENDING: 12/31/20

HAS BEEN PREPARED UNDER MY DIRECTION, FROM THE ORIGINAL BOOKS, PAPERS AND RECORDS OF SAID UTILITY; THAT I HAVE CAREFULLY EXAMINED THE SAME, AND DECLARE THE SAME TO BE A COMPLETE AND CORRECT STATEMENT OF BUSINESS AND AFFAIRS OF SAID UTILITY FOR THE PERIOD COVERED BY THIS REPORT IN RESPECT TO EACH AND EVERY MATTER AND THING SET FORTH, TO THE BEST OF MY KNOWLEDGE, INFORMATION AND BELIEF.

Sworn Statement: IN ACCORDANCE WITH THE REQUIREMENTS OF TITLE 40, ARTICLE 8, SECTION 40-401, ARIZONA REVISED STATUTES, IT IS HEREIN REPORTED THAT THE GROSS OPERATING REVENUE OF SAID UTILITY DERIVED FROM ARIZONA INTRASTATE UTILITY OPERATIONS RECEIVED FROM RESIDENTIAL CUSTOMERS DURING THE CALENDAR YEAR WAS:

Arizona Intrastate Gross Operating Revenues Only (\$)

\$454,853
(The amount in the box above includes
\$0 in sales taxes
billed or collected)

Matthew Garlick
signature of owner/official

623-298-3763
telephone no.

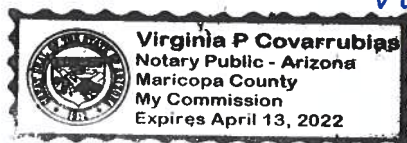
SUBSCRIBED AND SWORN TO BEFORE ME A NOTARY PUBLIC
IN AND FOR THE COUNTY

Maricopa
(county name)

THIS 22nd DAY OF September 2021
(month) and (year)

MY COMMISSION EXPIRES April 13,
(date)

Virginia P. Covarrubias
(signature of notary public)



Full Gross-up Method for Income Tax Statement of Certification

Verification:

State of Arizona I, the undersigned of the
(state name)

County of (county name): Maricopa
Name (owner or official) title: Matthew Garlick
Company name: Liberty Utilities (Entrada Del Oro Sewer) Corp

FOR THE YEAR ENDING: 12/31/20

Sworn Statement: IN ACCORDANCE WITH THE REQUIREMENTS OF DECISION NO. 77084, BECAUSE THE UTILITY REQUIRES THE GROSS UP OF ADVANCES AND CONTRIBUTIONS, I HEREBY STATE THAT THE UTILITY HAS INCURRED OR IS EXPECTED TO INCUR A NET INCREASE IN CURRENT INCOME TAX EXPENSE OR A DECREASE IN DEFERRED TAX ASSET FOR A CARRY FORWARD ACCORDING TO GAAP IN AN AMOUNT EQUAL TO OR GREATER THAN THE AMOUNT OF THE REQUIRED GROSS UP PAID BY DEVELOPERS IN THE PERIOD COVERED BY THIS ANNUAL REPORT.

Matthew Garlick
signature of owner/official

623-298-3763
telephone no.

SUBSCRIBED AND SWORN TO BEFORE ME A NOTARY PUBLIC
IN AND FOR THE COUNTY Maricopa
(county name)

THIS 22nd DAY OF September 2021
(month) and (year)

MY COMMISSION EXPIRES April 13, 2022
(date)

Virginia P. Covarrubias
(signature of notary public)

