

**ANNUAL REPORT**

Of

Company Name: Liberty Utilities (Gold Canyon Sewer) Corp.  
14920 W Camelback Rd.,

Mailing Address: Litchfield Park AZ  
85340

Docket No.: SW-02519A  
For the Year Ended: 12/31/21

**WASTEWATER UTILITY**

To

Arizona Corporation Commission

**Due on April 15th**

Email: Util-Compliance@azcc.gov, mail or deliver the completed Annual Report to:  
Arizona Corporation Commission  
Compliance Section - Utilities Division  
1200 West Washington Street  
Phoenix, Arizona 85007

Application Type: Original Filing  
Application Date: 4/14/2022

ARIZONA CORPORATION COMMISSION  
 WASTEWATER UTILITY ANNUAL REPORT  
 Liberty Utilities (Gold Canyon Sewer) Corp  
 A Class **B** Utility

For the Calendar Year Ended: 12/31/21

Primary Address: 

14920 W Camelback Rd.,			
City:	Litchfield Park	State:	Arizona
		Zip Code:	85340

Telephone Number: 

623-935-9367
--------------

Date of Original Organization of Utility: 

2/22/1988
-----------

Person to whom correspondence should be addressed concerning this report:

Name: 

Nick Liu
----------

  
 Telephone No. : 

623-298-3762
--------------

  
 Address: 

14920 W Camelback Rd.,			
City:	Litchfield Park	State:	Arizona
		Zip Code:	85340

  
 Email: 

Nick.Liu@LibertyUtilities.com
-------------------------------

**Management Contact**

Name: 

Matthew Garlick
-----------------

  
 Telephone No. : 

623-298-3763
--------------

  
 Address: 

14920 W Camelback Rd.,			
City:	Litchfield Park	State:	Arizona
		Zip Code:	85340

  
 Email: 

Matthew.Garlick@LibertyUtilities.com
--------------------------------------

**On-Site Manager**

Name: 

Joshua Reiff
--------------

  
 Telephone No. : 

623-935-9367
--------------

  
 Address: 

6520 E Highway 60			
City:	Gold Canyon	State:	Arizona
		Zip Code:	85118

  
 Email: 

Josh.Reiff@LibertyUtilities.com
---------------------------------

**NA**

Name: 

NA
----

  
 Telephone No. : 

NA
----

  
 Address: 

NA			
City:	NA	State:	Arizona
		Zip Code:	NA

  
 Email: 

NA
----

**NA**

Name: 

NA
----

  
 Telephone No. : 

NA
----

  
 Address: 

NA			
City:	NA	State:	Arizona
		Zip Code:	NA

  
 Email: 

NA
----

Ownership: 

"C" Corporation
-----------------

Counties Served: 

Pinal
-------

**Important changes during the year**

No	For those companies not subject to the affiliated interest rules, has there been a change in ownership or direct control during the year?
	If yes, please provide specific details in the box below.
	NA

No	Has the company been notified by any other regulatory authorities during the year, that they are out of compliance?
	If yes, please provide specific details in the box below.
	NA

Utility Plant in Service (Wastewater)							
Account No.	Description	Beginning Year Original Cost	Current Year Additions	Current Year Retirements	Adjusted Original Cost	Accumulated Depreciation	OCLD (OC less AD)
351	Organization	\$25,000	\$0	\$0	\$25,000	\$0	\$25,000
352	Franchises	25,000	0	0	25,000	0	25,000
353	Land and Land Rights	0	0	0	0	0	0
354	Structures and Improvements	5,892,984	68,431	0	5,961,415	2,675,294	3,286,121
355	Power Generation Equipment	236	41,008	0	41,244	1,114	40,130
360	Collections Wastewater - Force	264,951	17,811	0	282,762	66,045	216,717
361	Collections Wastewater - Gravity	3,134,338	140,450	0	3,274,788	1,206,428	2,068,360
362	Special Collecting Structures	18,798	0	0	18,798	7,926	10,872
363	Services to Customers	581,082	37,090	0	618,172	39,222	578,950
364	Flow Measuring Devices	102,948	0	0	102,948	86,777	16,171
365	Flow Measuring Installations	159,096	0	0	159,096	159,096	0
366	Reuse Services	0	0	0	0	0	0
367	Reuse Meters & Meter Installations	6,848	0	0	6,848	856	5,992
370	Receiving Wells	0	0	0	0	0	0
371	Pumping Equipment	1,109,549	140,473	0	1,250,022	779,315	470,707
374	Reuse Distribution Reservoirs	23,680	0	0	23,680	3,848	19,832
375	Reuse Trans. And Distr. Equipment	0	0	0	0	0	0
380	Treatment and Disposal Equipment	11,726,382	344,973	0	12,071,355	8,047,547	4,023,808
381	Plant Sewers	146,889	0	0	146,889	11,648	135,241
382	Outfall Sewer Lines	0	0	0	0	0	0
389	Other Plant and Misc. Equipment	3,567,782	45,773	0	3,613,555	3,500,634	112,921
390	Office Furniture and Equipment	182,763	0	0	182,763	125,538	57,225
390.1	Computer & Software	66,759	0	0	66,759	40,509	26,250
391	Transportation Equipment	173,828	0	0	173,828	98,753	75,075
392	Stores Equipment	0	0	0	0	0	0
393	Tools, Shop and Garage Equipment	86,649	21,506	0	108,155	33,353	74,802
394	Laboratory Equipment	76,363	17,329	0	93,692	35,057	58,635
395	Power Operated Equipment	88,743	58,107	0	146,850	57,271	89,579
396	Communication Equipment	411,250	153,458	0	564,708	108,695	456,013
397	Miscellaneous Equipment	8,662	170,360	0	179,022	14,148	164,874
398	Other Tangible Plant	124,147	92,384	0	216,531	36,579	179,952
	<b>Totals</b>	<b>\$28,004,727</b>	<b>\$1,349,153</b>	<b>\$0</b>	<b>\$29,353,880</b>	<b>\$17,135,653</b>	<b>\$12,218,227</b>

**Instructions:** Fill out the Grey Cells with the relevant information. Input 0 or none if there is nothing recorded in that account or there is no applicable information to report.

Liberty Utilities (Gold Canyon Sewer) Corp  
Annual Report  
Depreciation Expense for the Current Year (Wastewater)  
12/31/21

Depreciation Expense for the Current Year (Wastewater)								
Account No.	Description	Beginning Year Original Cost	Current Year Additions	Current Year Retirements	Adjusted Original Cost	Fully Depreciated/Non-depreciable Plant	Depreciation Percentages	Depreciation Expense
351	Organization	\$25,000	\$0	\$0	\$25,000	\$0	0.00%	\$0
352	Franchises	25,000	0	0	25,000	0	0.00%	0
353	Land and Land Rights	0	0	0	0	0	0.00%	0
354	Structures and Improvements	5,892,984	68,431	0	5,961,415	0	3.33%	197,376
355	Power Generation Equipment	236	41,008	0	41,244	0	5.00%	1,037
360	Collections Wastewater - Force	264,951	17,811	0	282,762	0	2.00%	5,477
361	Collections Wastewater - Gravity	3,134,338	140,450	0	3,274,788	0	2.00%	64,091
362	Special Collecting Structures	18,798	0	0	18,798	0	2.00%	376
363	Services to Customers	581,082	37,090	0	618,172	0	2.00%	11,993
364	Flow Measuring Devices	102,948	0	0	102,948	42,360	10.00%	6,059
365	Flow Measuring Installations	159,096	0	0	159,096	159,096	10.00%	0
366	Reuse Services	0	0	0	0	0	2.00%	0
367	Reuse Meters & Meter Installations	6,848	0	0	6,848	0	8.33%	570
370	Receiving Wells	0	0	0	0	0	3.33%	0
371	Pumping Equipment	1,109,549	140,473	0	1,250,022	425,007	12.50%	94,347
374	Reuse Distribution Reservoirs	23,680	0	0	23,680	0	2.50%	592
375	Reuse Trans. And Distr. Equipment	0	0	0	0	0	2.50%	0
380	Treatment and Disposal Equipment	11,726,382	344,973	0	12,071,355	0	5.00%	594,943
381	Plant Sewers	146,889	0	0	146,889	0	5.00%	7,344
382	Outfall Sewer Lines	0	0	0	0	0	3.33%	0
389	Other Plant and Misc. Equipment	3,567,782	45,773	0	3,613,555	1,450,960	6.67%	142,719
390	Office Furniture and Equipment	182,763	0	0	182,763	0	6.67%	12,190
390.1	Computer & Software	66,759	0	0	66,759	1,202	20.00%	13,111
391	Transportation Equipment	173,828	0	0	173,828	61,833	20.00%	22,399
392	Stores Equipment	0	0	0	0	0	4.00%	0
393	Tools, Shop and Garage Equipment	86,649	21,506	0	108,155	0	5.00%	4,870
394	Laboratory Equipment	76,363	17,329	0	93,692	14,610	10.00%	7,042
395	Power Operated Equipment	88,743	58,107	0	146,850	0	5.00%	5,890
396	Communication Equipment	411,250	153,458	0	564,708	0	10.00%	48,798
397	Miscellaneous Equipment	8,662	170,360	0	179,022	0	10.00%	9,384
398	Other Tangible Plant	124,147	92,384	0	216,531	(5,280)	10.00%	17,562
	<b>Subtotal</b>	<b>\$28,004,727</b>	<b>\$1,349,153</b>	<b>\$0</b>	<b>\$29,353,880</b>	<b>\$2,149,787</b>		<b>\$1,268,171</b>

Contribution(s) in Aid of Construction (Gross)	\$3,540,484
Less: Non Amortizable Contribution(s)	0
Fully Amortized Contribution(s)	250,962
Amortizable Contribution(s)	<b>\$3,289,522</b>
Times: Proposed Amortization Rate	4.66%
<b>Amortization of CIAC</b>	\$153,347

**Less: Amortization of CIAC**

**DEPRECIATION EXPENSE**

**Instructions:** Fill out the Grey Cells with the relevent information. Input 0 or none if there is nothing recorded in that account or there is no applicable information to report.

Liberty Utilities (Gold Canyon Sewer) Corp  
Annual Report  
Balance Sheet Assets  
12/31/21

Balance Sheet Assets				
	Assets		Balance at Beginning of Year (2021)	Balance at End of Year (2021)
<b>Account No.</b>	<b>Current and Accrued Assets</b>			
131	Cash		(\$199)	\$0
132	Special Deposits		871,446	871,560
135	Temporary Cash Investments		0	0
141	Customer Accounts Receivable		130,436	150,683
142	Other Accounts Receivable		0	0
143	Accumulated Provision for Uncollectable Accounts		(5,755)	(12,380)
146	Notes Receivable from Associated Companies		8,950,863	9,186,345
151	Plant Material and Supplies		0	0
162	Prepayments		14,756	5,917
173	Accrued Utility Revenue		505,282	986,724
174	Miscellaneous Current and Accrued Assets		6,489	0
	<b>Total Current and Accrued Assets</b>		<b>\$10,473,318</b>	<b>\$11,188,849</b>
	<b>Deferred Debits</b>			
186.1	Deferred Rate Case Expense		\$342	\$102,924
	<b>Total Deferred Debits</b>		<b>\$342</b>	<b>\$102,924</b>
	<b>Fixed Assets</b>			
101	Utility Plant in Service*		\$26,049,171	\$29,353,880
103	Property Held for Future Use		0	0
105	Construction Work in Progress		3,165,801	1,148,062
108	Accumulated Depreciation (enter as negative)*		(15,788,317)	(17,135,653)
121	Non-Utility Property		0	0
122	Accumulated Depreciation - Non Utility		0	0
	<b>Total Fixed Assets</b>		<b>\$13,426,655</b>	<b>\$13,366,289</b>
	<b>Total Assets</b>		<b>\$23,900,315</b>	<b>\$24,658,062</b>

**Instructions:** Fill out the Grey Cells with the relevant information. Input 0 or none if there is nothing recorded in that account or there is no applicable information to report.

Note these items feed automatically from the adjusted end of year balance from AR4.

Liberty Utilities (Gold Canyon Sewer) Corp  
 Annual Report  
 Balance Sheet Liabilities and Owners Equity

<b>Balance Sheet Liabilities and Owners Equity</b>				
	<b>Liabilities</b>		Balance at Beginning of Year (2021)	Balance at End of Year (2021)
<b>Account No.</b>	<b>Current Liabilities</b>			
231	Accounts Payable		\$0	(\$203)
232	Notes Payable (Current Portion)		0	0
234	Notes Payable to Associated Companies		0	0
235	Customer Deposits		60,348	69,161
236	Accrued Taxes		6,222,545	6,616,516
237	Accrued Interest		2,929	0
241	Miscellaneous Current and Accrued Liabilities		902,448	362,877
253	Other Deferred Credits		1,056,606	1,342,176
	<b>Total Current Liabilities</b>		<b>\$8,244,876</b>	<b>\$8,390,527</b>
	<b>Long Term Debt</b>			
224	Long Term Debt (Notes and Bonds)		\$0	\$0
	<b>Total Long Term Debt</b>		<b>\$0</b>	<b>\$0</b>
	<b>Deferred Credits</b>			
252	Advances in Aid of Construction		\$1,894,755	\$1,938,564
255	Accumulated Deferred Investment Tax Credits		0	0
271	Contributions in Aid of Construction		3,509,033	3,552,684
272	Less: Amortization of Contributions		(1,317,968)	(1,471,284)
281	Accumulated Deferred Income Tax		(337,486)	(476,529)
	<b>Total Deferred Credits</b>		<b>\$3,748,334</b>	<b>\$3,543,435</b>
	<b>Total Liabilities</b>		<b>\$11,993,210</b>	<b>\$11,933,961</b>
	<b>Capital Accounts</b>			
201	Common Stock Issued		\$9,806,233	\$9,806,233
211	Other Paid-In Capital		4,950,049	4,950,049
215	Retained Earnings		(2,849,177)	(2,032,182)
218	Proprietary Capital (Sole Props and Partnerships)		0	0
	<b>Total Capital</b>		<b>\$11,907,105</b>	<b>\$12,724,101</b>
	<b>Total Liabilities and Capital</b>		<b>\$23,900,315</b>	<b>\$24,658,062</b>

**Instructions:** Fill out the Grey Cells with the relevant information. Input 0 or none if there is nothing recorded in that account or there is no applicable information to report.

**Note:** Total liabilities and Capital must match total assets for the beginning and end of the year!

Liberty Utilities (Gold Canyon Sewer) Corp  
Annual Report  
Wastewater Comparative Income Statement  
12/31/21

<b>Wastewater Comparative Income Statement</b>			
Account No.	Calendar Year	Current Year	Last Year
		01/01/2021 - 12/31/2021	01/01/2020 - 12/31/2020
	<b>Operating Revenue</b>		
521	Flat Rate Revenues	\$4,234,721	\$4,209,254
522	Measured Revenues	154,186	143,227
534	Rents from Wastewater Property	0	0
536	Other Wastewater Revenues	19,637	21,678
	<b>Total Revenues</b>	<b>\$4,408,544</b>	<b>\$4,374,159</b>
	<b>Operating Expenses</b>		
701	Salaries and Wages	\$0	\$0
704	Employee Pensions and Benefits	0	0
710	Purchased Wastewater Treatment	24,120	26,411
711	Sludge Removal Expense	68,210	100,195
715	Purchased Power	111,421	77,780
716	Fuel for Power Production	0	0
718	Chemicals	42,904	100,253
720	Materials and Supplies	30,262	55,105
720.1	Repairs and Maintenance	0	0
720.2	Office Supplies and Expense	0	0
721	Office Expense	11,480	15,908
731	Contractual Services -Engineering	0	0
732	Contractual Services - Accounting	7,827	18,829
733	Contractual Services - Legal	12,854	3,897
734	Contractual Services - Management Fees	706,697	659,876
735	Contractual Services - Testing	20,056	31,981
736	Contractual Services - Other	620,309	604,227
740	Rents - Building	34,172	9,071
742	Rents - Equipment	525	1,773
750	Transportation Expenses	16,022	19,067
757	Insurance - General Liability	26,359	14,710
758	Insurance - Worker's Compensation	0	0
759	Insurance - Other	1,448	0
760	Advertising Expense	6,009	0
766	Regulatory Commission Expense - Rate Case	0	0
767	Regulatory Commission Expense - Other	0	0
770	Bad Debt Expense	6,618	10,883
775	Miscellaneous Expense	56,764	50,139
403	Depreciation Expense (From Schedule AR4)	1,114,824	1,168,593
408	Taxes Other Than Income	0	0
408.11	Property Taxes	221,947	224,641
408.12	Payroll Taxes	0	0
409	Income Taxes	254,552	302,447
	<b>Total Operating Expenses</b>	<b>\$3,395,378</b>	<b>\$3,495,786</b>
	<b>Operating Income / (Loss)</b>	<b>\$1,013,166</b>	<b>\$878,373</b>
	<b>Other Income / (Expense)</b>		
414	Gain (Loss) on Dispositions	(\$14,947)	\$0
419	Interest and Dividend Income	1,161	0
421	Non-Utility Income	0	0
426	Miscellaneous Non-Utility (Expense)	(14,666)	0
427	Interest (Expense)	(2,032)	(2,909)
	<b>Total Other Income / (Expense)</b>	<b>(\$30,484)</b>	<b>(\$2,909)</b>
	<b>Net Income / (Loss)</b>	<b>\$982,682</b>	<b>\$875,464</b>

**Instructions:** Fill out the Grey Cells with the relevant information. Input 0 or none if there is nothing recorded in that account or there is no applicable information to report.



**Full time equivalent employees**

	Direct Company	Allocated	Outside service	Total
President	0.1	0.0	0.0	0.1
Vice-president	0.0	0.0	0.0	0.0
Manager	0.0	0.0	0.0	0.0
Engineering Staff	1.2	0.0	0.0	1.2
System Operator(s)	3.7	0.0	0.0	3.7
Customer Service	1.9	0.1	0.0	2.0
Accounting	0.0	0.9	0.0	0.9
Business Office	0.0	0.0	0.0	0.0
Rates Department	0.2	0.0	0.0	0.2
Administrative Staff	0.4	0.1	0.0	0.5
Other	0.0	0.0	0.0	0.0
<b>Total</b>	7.5	1.1	0.0	8.6

**Instructions:** Fill out the Grey Cells with the relevant information. Input 0 or none if there is nothing recorded in that account or there is no applicable information to report. A full-time employee is based on 2080 total hours per year. Please calculate partial employees using 2080 hours.

<b>Supplemental Financial Data (Long-Term Debt)</b>				
	Loan #1	Loan #2	Loan #3	Loan #4
Date Issued	N/A	N/A	N/A	N/A
Source of Loan	N/A	N/A	N/A	N/A
ACC Decision No.	N/A	N/A	N/A	N/A
Reason for Loan	N/A	N/A	N/A	N/A
Dollar Amt. Issued	N/A	N/A	N/A	N/A
Amount Outstanding	N/A	N/A	N/A	N/A
Date of Maturity	N/A	N/A	N/A	N/A
Interest Rate	N/A	N/A	N/A	N/A
Current Year Interest	N/A	N/A	N/A	N/A
Current Year Principal	N/A	N/A	N/A	N/A

Meter Deposit Balance at Test Year End:	\$0
---	-----

Meter Deposits Refunded During the Test Year:	\$0
---	-----

**List all bonds, notes, loans, and other types of indebtedness in which the proceeds were used in the provision of public utility service. Indebtedness incurred for personal uses by the owner of the utility should not be listed. Input 0 or none if there is nothing to report for that cell.**

**Wastewater Utility Plant Description**

Name of System:	Liberty Utilities (Gold Canyon Sewer) Corp
Wastewater Inventory Number (if applicable):	100217
Type of Treatment	Extended Aeration
Design Capacity of Plant (Gallons per day)	1.9 MGD

LIFT STATION FACILITIES					
Location	Quantity of Pumps	Horsepower Per Pump	Rated Capacity Per Pump (GPM)	Wet Well Capacity (gals)	Year Constructed
Peralta	4	2@88 & 2@20	2@875, 2@1350	3351	1999
GC RV Park	2	20	700	2500	1999
Superstition Mountain	2	9.4	300	1200	2007
Hieroglyphics Trail	2	5.4	88	1200	2005
NA	NA	NA	NA	NA	NA
NA	NA	NA	NA	NA	NA
NA	NA	NA	NA	NA	NA
NA	NA	NA	NA	NA	NA
NA	NA	NA	NA	NA	NA
NA	NA	NA	NA	NA	NA
NA	NA	NA	NA	NA	NA
NA	NA	NA	NA	NA	NA
NA	NA	NA	NA	NA	NA
NA	NA	NA	NA	NA	NA
NA	NA	NA	NA	NA	NA
NA	NA	NA	NA	NA	NA
NA	NA	NA	NA	NA	NA
NA	NA	NA	NA	NA	NA
NA	NA	NA	NA	NA	NA
NA	NA	NA	NA	NA	NA

FORCE MAINS		
Size	Material	Length (Feet)
Unknown	PVC/DIP	1,982
1.5 inch	PVC/DIP	3,853
2 inch	PVC/DIP	9,694
2.5 inch	PVC/DIP	1,810
3 inch	PVC/DIP	9,705
4 inch	PVC/DIP	1,032
8 inch	PVC/DIP	5,773
12 Inch	PVC/DIP	14,285

MANHOLES	
Type	Quantity
Standard	1,927
Drop	53

CLEANOUTS
Quantity
121
NA
NA
NA

**Note:** If you are filing for more than one system, please provide separate sheets for each system.

**Instructions:** Fill out the Grey Cells with the relevent information. Input 0 or none if there is nothing recorded in that account or there is no applicable information to report. Copy and paste this sheet as many times as is necessary.

Wastewater Utility Plant Description (Continued)					
GRAVITY MAINS			SERVICES/LATERALS		
Sizes (inches)	Material	Length (feet)	Size (inches)	Material	Quantity
4	PVC/DIP	18,407	4	PVC	8,313
6	PVC/DIP	23,503	6	PVC	47
8	PVC/DIP	413,203	NA	NA	NA
10	PVC/DIP	13,783	NA	NA	NA
12	PVC/DIP	12,290			
15	PVC/DIP	0			
18	PVC/DIP	2,826			
NA	PVC/DIP	10,857			
NA	NA	NA			
NA	NA	NA			
NA	NA	NA			
NA	NA	NA			
NA	NA	NA			
NA	NA	NA			
NA	NA	NA			
NA	NA	NA			

For the following five items, list the utility owned assets in each category for each system.

<b>SOLIDS PROCESSING AND HANDLING FACILITIES</b>	(2) Flex Rake, Rotary Drum thickener, Belt Press, Dumpster building, Aerobic Digester
<b>DISINFECTION EQUIPMENT</b> (Chlorinator, Ultra-Violet, Etc.)	65ft x 30ft x 12ft contact chamber with injection, mixing equipment, and 6000 gallon chlorine tank
<b>FILTRATION EQUIPMENT</b> (Rapid Sand, Slow Sand, Activated Carbon, Etc.)	(2) Aqua-Aerobic Cloth Disk Filters
<b>STRUCTURES</b> (Buildings, Fences, Etc.)	Office building, Blower/MCC building, Head Works/Maintenance building, extended block wall, splitter box, (2) clarifiers, (2) bio-reactors, (2) equalization basins, flow diversion structure.
<b>Other</b> (Laboratory Equipment, Tools, Vehicles, Standby, Power Generators, Etc.)	(3) trucks, (1) PHEV, (1) john deere tractor, (1) Case backhoe, (1) Bobcat loader, (1) Gator ATV, (1) 400KW Generator, 175 KW Generator. Lab Equipment: Oven, scale, mixers, fiber filter vacuum w/beaker, vanguard microscope, Hach DR870, Hach DR870, Hach 2100, Hach HQ40d, Hach PHC101, Hack DLO prove, H-B instrument thermometer.

**Note:** If you are filing for more than one system, please provide separate sheets for each system.

**Instructions:** Fill out the Grey Cells with the relevent information. Input 0 or none if there is nothing recorded in that account or there is no applicable information to report. Copy and paste this sheet as many times as is necessary.

Liberty Utilities (Gold Canyon Sewer) Corp  
 Annual Report  
 Wastewater Flows  
 12/31/21

Wastewater Flows					
Month	Number of Services	Total Monthly Sewage Flow (Gallons)	Sewage Flow on Peak Day	Purchased Power Expense <sup>1</sup>	Purchased Power (kWh) <sup>2</sup>
January	5,832	21,439,000	743,000	\$7,765	99,331
February	5,806	19,788,000	747,000	7,271	91,212
March	5,806	22,349,000	793,000	7,713	99,801
April	5,796	19,389,000	720,000	7,338	93,964
May	5,780	16,352,000	591,000	8,766	94,086
June	5,775	14,450,000	586,000	7,846	82,697
July	5,750	13,528,000	491,000	9,206	81,182
August	5,754	13,649,000	572,000	8,379	75,887
September	5,751	14,011,000	526,000	6,901	73,399
October	5,753	17,317,000	603,000	7,243	75,007
November	5,747	20,040,000	743,000	6,977	82,163
December	5,751	20,619,000	834,000	8,051	99,028
<b>Totals</b>		<b>212,931,000</b>	<b>7,949,000</b>	<b>\$93,456</b>	<b>1,047,757</b>

Provide the following information as applicable per wastewater system:

Method of Effluent Disposal	Reuse
Groundwater Permit Number	71-591929.0000
ADEQ Aquifer Protection Permit ("APP") Number	100217
ADEQ Reuse Permit Number	R105784
EPA NPDES Permil Number	AZIF 26409
APP Effluent Treatment Requirement (Class)?	A+
Permitted Flow Rate	1.9 MGD
Permitted Organic Capacity	NA
Hydraulic Capacity	NA
Type of Biological Treatment	N/A

In the space below, list all violations within the past 12 months:

N/A

**Note:** If you are filing for more than one system, please provide separate sheets for each system.

<sup>1</sup> Enter the total purchased power costs for the power meters associated with this system.  
<sup>2</sup> Enter the total purchased kWh used by the power meters associated with this system.

**Instructions:** Fill out the Grey Cells with the relevent information. Input 0 or none if there is nothing recorded in that account or there is no applicable information to report.

**Other Wastewater System Information**

**Provide a calculation used to determine the value of one wastewater equivalent residential connection (ERC).**

Use one of the following methods:

- (a) If actual flow data are available from the preceding 12 months, divide the total annual single family residence (SFR) gallons sold by the average number of single family residence customers for the same period and divide the result by 365 days.
- (b) If no historical flow data are available, use:  
 $ERC = ( \text{Total SFR gallons treated (Omit 000)} / 365 \text{ days} / 280 \text{ gallons per day} )$

For wastewater only utilities:

Subtract all general use and other non residential customer gallons from the total gallons treated. Divide the remainder (SFR customers) by 365 days to reveal single family residence customer gallons per day.

**NOTE:** Total gallons treated includes both treated and purchased treatment.

ERC   
Method used:

What is the present system connection capacity (in ERCs \*) using existing lines?

What is the future system connection capacity (in ERCs \*) upon service area buildout?

Describe any plans and estimated completion dates for any enlargements or improvements of this system.

N/A

If the utility uses reuse as a means of effluent disposal, attach a list of the reuse end users and the amount of reuse provided to each, if known.

Attached "Liberty Utilities (Gold Canyon Sewer) AR Reuse 2021 Attachement.xlsx"

If the utility does not engage in reuse, has a reuse feasibility study been completed?

If so, when?

N/A

Liberty Utilities (Gold Canyon Sewer) Corp  
 Annual Report  
 Utility Shutoffs / Disconnects  
 12/31/21

<b>Utility Shutoffs / Disconnects</b>	
Name of System:	Liberty Utilities (Gold Canyon Sewer) Corp
Wastewater Inventory Number (if applicable):	100217

Month	Termination without Notice R14-2-609.B	Termination with Notice R14-2-609.C	Other
January	0	0	0
February	0	0	0
March	0	0	0
April	0	0	0
May	0	0	0
June	0	0	0
July	0	0	0
August	0	0	0
September	0	0	0
October	0	0	0
November	0	0	0
December	0	0	0
<b>Total</b>	<b>0</b>	<b>0</b>	<b>0</b>

**Other (description):**

N/A
-----


**Instructions:** Fill out the Grey Cells with the relevent information. Input 0 or none if there is nothing recorded in that account or there is no applicable information to report.

<b>Property Taxes</b>
-----------------------

Amount of actual property taxes paid during Calendar Year 2021 was	\$221,947
--	-----------

If no property taxes paid, explain why.
N/A

<b>Instructions:</b> Fill out the Grey Cells with the relevent information. Input 0 or none if there is nothing recorded in that account or there is no applicable information to report.
---





**Verification and Sworn Statement (Taxes)**

**Verification:** State of Arizona I, the undersigned of the  
(state name)

County of (county name): Maricopa  
Name (owner or official) title: Crystal Greene  
Company name: Liberty Utilities (Gold Canyon Sewer) Corp

DO SAY THAT THIS ANNUAL UTILITY PROPERTY TAX AND SALES TAX REPORT TO THE ARIZONA CORPORATION COMMISSION.

FOR THE YEAR ENDING: 12/31/21

HAS BEEN PREPARED UNDER MY DIRECTION, FROM THE ORIGINAL BOOKS, PAPERS AND RECORDS OF SAID UTILITY; THAT I HAVE CAREFULLY EXAMINED THE SAME, AND DECLARE THE SAME TO BE A COMPLETE AND CORRECT STATEMENT OF BUSINESS AND AFFAIRS OF SAID UTILITY FOR THE PERIOD COVERED BY THIS REPORT IN RESPECT TO EACH AND EVERY MATTER AND THING SET FORTH, TO THE BEST OF MY KNOWLEDGE, INFORMATION AND BELIEF.


**Sworn Statement:** I HEREBY ATTEST THAT ALL PROPERTY TAXES FOR SAID COMPANY ARE CURRENT AND PAID IN FULL.

I HEREBY ATTEST THAT ALL SALES TAXES FOR SAID COMPANY ARE CURRENT AND PAID IN FULL.

Crystal Greene  
signature of owner/official  
623-298-3734  
telephone no.

SUBSCRIBED AND SWORN TO BEFORE ME A NOTARY PUBLIC  
IN AND FOR THE COUNTY Maricopa  
(county name)  
THIS 13<sup>th</sup> DAY OF April 2022  
(month) and (year)

MY COMMISSION EXPIRES April 29, 2025  
(date)



Mickey Chetty  
(signature of notary public)

**Verification and Sworn Statement**

**Verification:**

State of Arizona I, the undersigned of the  
(state name)  
County of (county name): Maricopa  
Name (owner or official) title: 0  
Company name: Liberty Utilities (Gold Canyon Sewer) Corp

DO SAY THAT THIS ANNUAL UTILITY PROPERTY TAX AND SALES TAX REPORT TO THE ARIZONA CORPORATION COMMISSION.

FOR THE YEAR ENDING: 12/31/21

HAS BEEN PREPARED UNDER MY DIRECTION, FROM THE ORIGINAL BOOKS, PAPERS AND RECORDS OF SAID UTILITY; THAT I HAVE CAREFULLY EXAMINED THE SAME, AND DECLARE THE SAME TO BE A COMPLETE AND CORRECT STATEMENT OF BUSINESS AND AFFAIRS OF SAID UTILITY FOR THE PERIOD COVERED BY THIS REPORT IN RESPECT TO EACH AND EVERY MATTER AND THING SET FORTH, TO THE BEST OF MY KNOWLEDGE, INFORMATION AND BELIEF.

**Sworn Statement:** IN ACCORDANCE WITH THE REQUIREMENTS OF TITLE 40, ARTICLE 8, SECTION 40-401, ARIZONA REVISED STATUTES, IT IS HEREIN REPORTED THAT THE GROSS OPERATING REVENUE OF SAID UTILITY DERIVED FROM ARIZONA INTRASTATE UTILITY OPERATIONS DURING THE CALENDAR YEAR WAS:

Arizona Intrastate Gross Operating Revenues Only (\$)

\$4,408,544

(The amount in the box above includes

\$0 in sales taxes


billed or collected)

Crystal Guerrero  
signature of owner/official

602 298-3839  
telephone no.

SUBSCRIBED AND SWORN TO BEFORE ME A NOTARY PUBLIC  
IN AND FOR THE COUNTY

THIS 13<sup>th</sup> DAY OF April 2022  
(month) and (year)



April 29, 2025  
(date)

Micky Chetty  
(signature of notary public)

**Verification and Sworn Statement (Residential Revenue)**

**Verification:**

State of Arizona I, the undersigned of the  
(state name)

County of (county name): Maricopa  
Name (owner or official) title: 0  
Company name: Liberty Utilities (Gold Canyon Sewer) Corp

DO SAY THAT THIS ANNUAL UTILITY PROPERTY TAX AND SALES TAX REPORT TO THE ARIZONA CORPORATION COMMISSION.

FOR THE YEAR ENDING: 12/31/21

HAS BEEN PREPARED UNDER MY DIRECTION, FROM THE ORIGINAL BOOKS, PAPERS AND RECORDS OF SAID UTILITY; THAT I HAVE CAREFULLY EXAMINED THE SAME, AND DECLARE THE SAME TO BE A COMPLETE AND CORRECT STATEMENT OF BUSINESS AND AFFAIRS OF SAID UTILITY FOR THE PERIOD COVERED BY THIS REPORT IN RESPECT TO EACH AND EVERY MATTER AND THING SET FORTH, TO THE BEST OF MY KNOWLEDGE, INFORMATION AND BELIEF.

**Sworn Statement:** IN ACCORDANCE WITH THE REQUIREMENTS OF TITLE 40, ARTICLE 8, SECTION 40-401, ARIZONA REVISED STATUTES, IT IS HEREIN REPORTED THAT THE GROSS OPERATING REVENUE OF SAID UTILITY DERIVED FROM ARIZONA INTRASTATE UTILITY OPERATIONS RECEIVED FROM RESIDENTIAL CUSTOMERS DURING THE CALENDAR YEAR WAS:

Arizona Intrastate Gross Operating Revenues Only (\$)

\$3,983,912

(The amount in the box above includes

\$0 in sales taxes  
billed or collected)

*Crystal Greene*  
signature of owner/official  
623-298-3939  
telephone no.


SUBSCRIBED AND SWORN TO BEFORE ME A NOTARY PUBLIC  
IN AND FOR THE COUNTY

Maricopa  
(county name)

THIS 13<sup>th</sup> DAY OF April 2022  
(month) and (year)

MY COMMISSION EXPIRES

April 29, 2025  
(date)



*Micky Chetty*  
(signature of notary public)

**for Income Tax Statement of Certification**

**Verification:**

State of Arizona, the undersigned of the  
(state name)

County of (county name): Maricopa

Name (owner or official) title: 0

Company name: Liberty Utilities (Gold Canyon Sewer) Corp

FOR THE YEAR ENDING: 12/31/21

**Sworn Statement:** IN ACCORDANCE WITH THE REQUIREMENTS OF DECISION NO. 77084, BECAUSE THE UTILITY REQUIRES THE GROSS UP OF ADVANCES AND CONTRIBUTIONS, I HEREBY STATE THAT THE UTILITY A NET INCREASE IN CURRENT INCOME TAX EXPENSE OR A DECREASE IN DEFERRED TAX ASSET FOR A CARRY FORWARD ACCORDING TO GAAP IN AN AMOUNT EQUAL TO OR GREATER THAN THE AMOUNT OF THE REQUIRED GROSS UP PAID BY DEVELOPERS IN THE PERIOD COVERED BY THIS ANNUAL REPORT.

*Crystal Moreno*  
signature of owner/official

623-298-3139  
telephone no.

SUBSCRIBED AND SWORN TO BEFORE ME A NOTARY PUBLIC  
IN AND FOR THE COUNTY Maricopa  
(county name)

THIS 13<sup>th</sup> DAY OF April 2022  
(month) and (year)

MY COMMISSION EXPIRES April 29, 2025  
(date)



*Micky Chetty*  
(signature of notary public)