

## ANNUAL REPORT

Of

Company Name: Liberty Utilities (Gold Canyon Sewer) Corp  
14920 W Camelback Rd.,

Mailing Address: Litchfield Park AZ  
85340

**RECEIVED  
BY EMAIL**

**4/14/2023, 8:07 AM**

**ARIZONA CORPORATION COMMISSION  
UTILITIES DIVISION**

Docket No.: SW-02519A  
For the Year Ended: 12/31/2022

### WASTEWATER UTILITY

To

Arizona Corporation Commission

### Due on April 15th

Email: Util-Compliance@azcc.gov, mail or deliver the completed Annual Report to:  
Arizona Corporation Commission  
Compliance Section - Utilities Division  
1200 West Washington Street  
Phoenix, Arizona 85007

Application Type: Original Filing  
Application Date: 4/14/2023

ARIZONA CORPORATION COMMISSION  
WASTEWATER UTILITY ANNUAL REPORT  
Liberty Utilities (Gold Canyon Sewer) Corp  
A Class  Utility

For the Calendar Year Ended: 12/31/2022

Primary Address:   
City:  State:  Zip Code:

Telephone Number:

Date of Original Organization of Utility:

Person to whom correspondence should be addressed concerning this report:

Name:   
Telephone No. :   
Address:   
City:  State:  Zip Code:   
Email:

Management Contact

Name:   
Telephone No. :   
Address:   
City:  State:  Zip Code:   
Email:

On-Site Manager

Name:   
Telephone No. :   
Address:   
City:  State:  Zip Code:   
Email:

NA

Name:   
Telephone No. :   
Address:   
City:  State:  Zip Code:   
Email:

NA

Name:   
Telephone No. :   
Address:   
City:  State:  Zip Code:   
Email:

Ownership:

Counties Served:

ARIZONA CORPORATION COMMISSION  
WATER UTILITY ANNUAL REPORT  
Liberty Utilities (Gold Canyon Sewer) Corp

<b>Important changes during the year</b>
--

No	For those companies not subject to the affiliated interest rules, has there been a change in ownership or direct control during the year?
	If yes, please provide specific details in the box below.
	NA

No	Has the company been notified by any other regulatory authorities during the year, that they are out of compliance?
	If yes, please provide specific details in the box below.
	NA

Utility Plant in Service (Wastewater)							
Account No.	Description	Beginning Year Original Cost	Current Year Additions	Current Year Retirements	Adjusted Original Cost	Accumulated Depreciation	OCLD (OC less AD)
351	Organization	\$25,000	\$0	\$0	\$25,000	\$0	\$25,000
352	Franchises	25,000	0	0	25,000	0	25,000
353	Land and Land Rights	0	0	0	0	0	0
354	Structures and Improvements	5,961,415	55,353	0	6,016,768	2,874,731	3,142,037
355	Power Generation Equipment	41,244	0	0	41,244	3,176	38,068
360	Collections Wastewater - Force	282,762	63,324	0	346,086	72,334	273,753
361	Collections Wastewater - Gravity	3,274,788	28,335	0	3,303,123	1,272,207	2,030,916
362	Special Collecting Structures	18,798	0	0	18,798	8,302	10,496
363	Services to Customers	618,172	98,655	0	716,827	52,572	664,255
364	Flow Measuring Devices	102,948	0	0	102,948	92,836	10,112
365	Flow Measuring Installations	159,096	0	0	159,096	159,096	0
366	Reuse Services	0	0	0	0	0	0
367	Reuse Meters & Meter Installations	6,848	0	0	6,848	1,426	5,422
370	Receiving Wells	0	0	0	0	0	0
371	Pumping Equipment	1,250,022	143,651	0	1,393,673	872,504	521,169
374	Reuse Distribution Reservoirs	23,680	0	0	23,680	4,440	19,240
375	Reuse Trans. And Distr. Equipment	0	0	0	0	0	0
380	Treatment and Disposal Equipment	12,071,355	217,029	0	12,288,384	8,656,541	3,631,843
381	Plant Sewers	146,889	0	0	146,889	18,992	127,897
382	Outfall Sewer Lines	0	0	0	0	0	0
389	Other Plant and Misc. Equipment	3,613,555	0	0	3,613,555	3,521,497	92,058
390	Office Furniture and Equipment	182,763	0	0	182,763	135,685	47,078
390.1	Computer & Software	66,759	0	0	66,759	51,674	15,085
391	Transportation Equipment	173,828	0	0	173,828	120,749	53,079
392	Stores Equipment	0	0	0	0	0	0
393	Tools, Shop and Garage Equipment	108,155	30,341	0	138,496	39,520	98,976
394	Laboratory Equipment	93,692	3,902	0	97,594	42,776	54,819
395	Power Operated Equipment	146,850	0	0	146,850	64,614	82,236
396	Communication Equipment	564,708	9,649	0	574,357	165,648	408,709
397	Miscellaneous Equipment	179,022	0	0	179,022	32,051	146,971
398	Other Tangible Plant	216,531	0	0	216,531	58,760	157,771
	<b>Totals</b>	<b>\$29,353,880</b>	<b>\$650,239</b>	<b>\$0</b>	<b>\$30,004,119</b>	<b>\$18,322,129</b>	<b>\$11,681,991</b>

**Instructions:** Fill out the Grey Cells with the relevant information. Input 0 or none if there is nothing recorded in that account or there is no applicable information to report.

Liberty Utilities (Gold Canyon Sewer) Corp  
Annual Report  
Depreciation Expense for the Current Year (Wastewater)  
12/31/2022

Depreciation Expense for the Current Year (Wastewater)								
Account No.	Description	Beginning Year Original Cost	Current Year Additions	Current Year Retirements	Adjusted Original Cost	Fully Depreciated/Non- depreciable Plant	Depreciation Percentages	Depreciation Expense
351	Organization	\$25,000	\$0	\$0	\$25,000	\$0	0.00%	\$0
352	Franchises	25,000	0	0	25,000	0	0.00%	0
353	Land and Land Rights	0	0	0	0	0	0.00%	0
354	Structures and Improvements	5,961,415	55,353	0	6,016,768	0	3.33%	199,437
355	Power Generation Equipment	41,244	0	0	41,244	0	5.00%	2,062
360	Collections Wastewater - Force	282,762	63,324	0	346,086	0	2.00%	6,288
361	Collections Wastewater - Gravity	3,274,788	28,335	0	3,303,123	0	2.00%	65,779
362	Special Collecting Structures	18,798	0	0	18,798	0	2.00%	376
363	Services to Customers	618,172	98,655	0	716,827	0	2.00%	13,350
364	Flow Measuring Devices	102,948	0	0	102,948	42,360	10.00%	6,059
365	Flow Measuring Installations	159,096	0	0	159,096	159,096	10.00%	0
366	Reuse Services	0	0	0	0	0	2.00%	0
367	Reuse Meters & Meter Installations	6,848	0	0	6,848	0	8.33%	570
370	Receiving Wells	0	0	0	0	0	3.33%	0
371	Pumping Equipment	1,250,022	143,651	0	1,393,673	425,007	12.50%	112,105
374	Reuse Distribution Reservoirs	23,680	0	0	23,680	0	2.50%	592
375	Reuse Trans. And Distr. Equipment	0	0	0	0	0	2.50%	0
380	Treatment and Disposal Equipment	12,071,355	217,029	0	12,288,384	0	5.00%	608,993
381	Plant Sewers	146,889	0	0	146,889	0	5.00%	7,344
382	Outfall Sewer Lines	0	0	0	0	0	3.33%	0
389	Other Plant and Misc. Equipment	3,613,555	0	0	3,613,555	1,450,960	6.67%	144,245
390	Office Furniture and Equipment	182,763	0	0	182,763	0	6.67%	12,190
390.1	Computer & Software	66,759	0	0	66,759	1,202	20.00%	13,111
391	Transportation Equipment	173,828	0	0	173,828	61,833	20.00%	22,399
392	Stores Equipment	0	0	0	0	0	4.00%	0
393	Tools, Shop and Garage Equipment	108,155	30,341	0	138,496	0	5.00%	6,166
394	Laboratory Equipment	93,692	3,902	0	97,594	14,610	10.00%	8,103
395	Power Operated Equipment	146,850	0	0	146,850	0	5.00%	7,343
396	Communication Equipment	564,708	9,649	0	574,357	0	10.00%	56,953
397	Miscellaneous Equipment	179,022	0	0	179,022	0	10.00%	17,902
398	Other Tangible Plant	216,531	0	0	216,531	(5,280)	10.00%	22,181
	<b>Subtotal</b>	<b>\$29,353,880</b>	<b>\$650,239</b>	<b>\$0</b>	<b>\$30,004,119</b>	<b>\$2,149,787</b>		<b>\$1,333,551</b>

Contribution(s) in Aid of Construction (Gross)	\$3,540,484
Less: Non Amortizable Contribution(s)	0
Fully Amortized Contribution(s)	250,962
Amortizable Contribution(s)	<b>\$3,289,522</b>
Times: Proposed Amortization Rate	4.79%
<b>Amortization of CIAC</b>	<b>\$157,489</b>

Less: Amortization of CIAC **\$157,489**

**DEPRECIATION EXPENSE** **\$1,176,062**

**Instructions:** Fill out the Grey Cells with the relevent information. Input 0 or none if there is nothing recorded in that account or there is no applicable information to report.

Liberty Utilities (Gold Canyon Sewer) Corp  
Annual Report  
Balance Sheet Assets  
12/31/2022

Balance Sheet Assets				
	Assets		Balance at Beginning of Year (2022)	Balance at End of Year (2022)
Account No.	Current and Accrued Assets			
131	Cash		\$0	\$66,664
132	Special Deposits		\$871,560	874,895
135	Temporary Cash Investments		0	0
141	Customer Accounts Receivable		150,683	86,403
142	Other Accounts Receivable		0	0
143	Accumulated Provision for Uncollectable Accounts		(12,380)	(18,156)
146	Notes Receivable from Associated Companies		9,186,345	10,285,673
151	Plant Material and Supplies		0	0
162	Prepayments		5,917	0
173	Accrued Utility Revenue		986,724	1,152,336
174	Miscellaneous Current and Accrued Assets		0	0
	<b>Total Current and Accrued Assets</b>		<b>\$11,188,849</b>	<b>\$12,447,816</b>
	<b>Deferred Debits</b>			
186.1	Deferred Rate Case Expense		\$102,924	\$324,184
	<b>Total Deferred Debits</b>		<b>\$102,924</b>	<b>\$324,184</b>
	<b>Fixed Assets</b>			
101	Utility Plant in Service*		\$29,353,880	\$30,004,119
103	Property Held for Future Use		0	0
105	Construction Work in Progress		1,148,062	930,937
108	Accumulated Depreciation (enter as negative)*		(17,135,653)	(18,322,129)
121	Non-Utility Property		0	0
122	Accumulated Depreciation - Non Utility		0	0
	<b>Total Fixed Assets</b>		<b>\$13,366,289</b>	<b>\$12,612,928</b>
	<b>Total Assets</b>		<b>\$24,658,062</b>	<b>\$25,384,928</b>

**Instructions:** Fill out the Grey Cells with the relevant information. Input 0 or none if there is nothing recorded in that account or there is no applicable information to report.

Note these items feed automatically from the adjusted end of year balance from AR4.

Liberty Utilities (Gold Canyon Sewer) Corp  
Annual Report  
Balance Sheet Liabilities and Owners Equity

Balance Sheet Liabilities and Owners Equity				
	Liabilities		Balance at Beginning of Year (2022)	Balance at End of Year (2022)
Account No.	Current Liabilities			
231	Accounts Payable		(\$203)	(\$203)
232	Notes Payable (Current Portion)		0	0
234	Notes Payable to Associated Companies		0	0
235	Customer Deposits		69,161	82,844
236	Accrued Taxes		6,616,516	6,851,668
237	Accrued Interest		0	0
241	Miscellaneous Current and Accrued Liabilities		362,877	209,111
253	Other Deferred Credits		1,342,176	1,076,745
	<b>Total Current Liabilities</b>		<b>\$8,390,527</b>	<b>\$8,220,164</b>
	<b>Long Term Debt</b>			
224	Long Term Debt (Notes and Bonds)		\$0	\$0
	<b>Total Long Term Debt</b>		<b>\$0</b>	<b>\$0</b>
	<b>Deferred Credits</b>			
252	Advances in Aid of Construction		\$1,938,564	\$1,911,575
255	Accumulated Deferred Investment Tax Credits		0	0
271	Contributions in Aid of Construction		3,552,684	3,552,684
272	Less: Amortization of Contributions		(1,471,284)	(1,615,086)
281	Accumulated Deferred Income Tax		(476,529)	(433,723)
	<b>Total Deferred Credits</b>		<b>\$3,543,435</b>	<b>\$3,415,450</b>
	<b>Total Liabilities</b>		<b>\$11,933,961</b>	<b>\$11,635,614</b>
	<b>Capital Accounts</b>			
201	Common Stock Issued		\$9,806,233	\$9,806,233
211	Other Paid-In Capital		4,950,049	4,950,049
215	Retained Earnings		(2,032,182)	(1,006,968)
218	Proprietary Capital (Sole Props and Partnerships)		0	0
	<b>Total Capital</b>		<b>\$12,724,101</b>	<b>\$13,749,314</b>
	<b>Total Liabilities and Capital</b>		<b>\$24,658,062</b>	<b>\$25,384,928</b>

**Instructions:** Fill out the Grey Cells with the relevent information. Input 0 or none if there is nothing recorded in that account or there is no applicable information to report.

**Note: Total liabilities and Capital must match total assets for the beginning and end of the year!**

Liberty Utilities (Gold Canyon Sewer) Corp  
Annual Report  
Wastewater Comparative Income Statement  
12/31/2022

Wastewater Comparative Income Statement			
Account No.	Calendar Year	Current Year 01/01/2022 -	Last Year 01/01/2021 -
	<b>Operating Revenue</b>		
521	Flat Rate Revenues	\$4,297,831	\$4,234,721
522	Measured Revenues	166,576	154,186
534	Rents from Wastewater Property	0	0
536	Other Wastewater Revenues	26,560	19,637
	<b>Total Revenues</b>	<b>\$4,490,966</b>	<b>\$4,408,544</b>
	<b>Operating Expenses</b>		
701	Salaries and Wages	\$0	\$0
704	Employee Pensions and Benefits	0	0
710	Purchased Wastewater Treatment	8,640	24,120
711	Sludge Removal Expense	85,732	68,210
715	Purchased Power	112,825	111,421
716	Fuel for Power Production	0	0
718	Chemicals	72,954	42,904
720	Materials and Supplies	24,532	30,262
720.1	Repairs and Maintenance	0	0
720.2	Office Supplies and Expense	0	0
721	Office Expense	24,147	11,480
731	Contractual Services -Engineering	0	0
732	Contractual Services - Accounting	13,827	7,827
733	Contractual Services - Legal	12,000	12,854
734	Contractual Services - Management Fees	694,846	706,697
735	Contractual Services - Testing	18,428	20,056
736	Contractual Services - Other	556,276	620,309
740	Rents - Building	18,936	34,172
742	Rents - Equipment	1,396	525
750	Transportation Expenses	30,708	16,022
757	Insurance - General Liability	37,970	26,359
758	Insurance - Worker's Compensation	0	0
759	Insurance - Other	2,458	1,448
760	Advertising Expense	3,723	6,009
766	Regulatory Commission Expense - Rate Case	0	0
767	Regulatory Commission Expense - Other	0	0
770	Bad Debt Expense	5,776	6,618
775	Miscellaneous Expense	53,269	56,764
403	Depreciation Expense (From Schedule AR4)	1,176,062	1,114,824
408	Taxes Other Than Income	0	0
408.11	Property Taxes	207,674	221,947
408.12	Payroll Taxes	0	0
409	Income Taxes	277,901	254,552
	<b>Total Operating Expenses</b>	<b>\$3,440,078</b>	<b>\$3,395,378</b>
	<b>Operating Income / (Loss)</b>	<b>\$1,050,889</b>	<b>\$1,013,166</b>
	<b>Other Income / (Expense)</b>		
414	Gain (Loss) on Dispositions	\$0	(\$14,947)
419	Interest and Dividend Income	206	1,161
421	Non-Utility Income	0	0
426	Miscellaneous Non-Utility (Expense)	(25,584)	(14,666)
427	Interest (Expense)	(298)	(2,032)
	<b>Total Other Income / (Expense)</b>	<b>(\$25,675)</b>	<b>(\$30,484)</b>
	<b>Net Income / (Loss)</b>	<b>\$1,025,213</b>	<b>\$982,682</b>

**Instructions:** Fill out the Grey Cells with the relevant information. Input 0 or none if there is nothing recorded in that account or there is no applicable information to report.



Liberty Utilities (Gold Canyon Sewer) Corp  
Annual Report  
Full time equivalent employees  
12/31/2022

**Full time equivalent employees**

	Direct Company	Allocated	Outside service	Total
President	0.1	0.0	0.0	0.1
Vice-president	0.1	0.0	0.0	0.1
Manager	0.0	0.0	0.0	0.0
Engineering Staff	1.1	0.0	0.0	1.1
System Operator(s)	4.7	0.0	0.0	4.7
Customer Service	0.0	0.0	0.0	0.0
Accounting	1.8	0.1	0.0	1.9
Business Office	0.0	1.0	0.0	1.0
Rates Department	0.0	0.0	0.0	0.0
Administrative Staff	0.2	0.0	0.0	0.2
Other	0.4	0.4	0.0	0.8
<b>Total</b>	8.4	1.5	0.0	10.0

**Instructions:** Fill out the Grey Cells with the relevant information. Input 0 or none if there is nothing recorded in that account or there is no applicable information to report. A full-time employee is based on 2080 total hours per year. Please calculate partial employees using 2080 hours.

Liberty Utilities (Gold Canyon Sewer) Corp  
Annual Report  
Supplemental Financial Data (Long-Term Debt)  
12/31/2022

Supplemental Financial Data (Long-Term Debt)				
	Loan #1	Loan #2	Loan #3	Loan #4
Date Issued	N/A	N/A	N/A	N/A
Source of Loan	N/A	N/A	N/A	N/A
ACC Decision No.	N/A	N/A	N/A	N/A
Reason for Loan	N/A	N/A	N/A	N/A
Dollar Amt. Issued	N/A	N/A	N/A	N/A
Amount Outstanding	N/A	N/A	N/A	N/A
Date of Maturity	N/A	N/A	N/A	N/A
Interest Rate	N/A	N/A	N/A	N/A
Current Year Interest	N/A	N/A	N/A	N/A
Current Year Principal	N/A	N/A	N/A	N/A

Meter Deposit Balance at Test Year End:	\$0
---	-----

Meter Deposits Refunded During the Test Year:	\$0
---	-----

***List all bonds, notes, loans, and other types of indebtedness in which the proceeds were used in the provision of public utility service. Indebtedness incurred for personal uses by the owner of the utility should not be listed. Input 0 or none if there is nothing to report for that cell.***

### Wastewater Utility Plant Description

Name of System:	Liberty Utilities (Gold Canyon Sewer) Corp
Wastewater Inventory Number (if applicable):	100217
Type of Treatment	Extended Aeration
Design Capacity of Plant (Gallons per day)	1.9 MGD

### LIFT STATION FACILITIES

Location	Quantity of Pumps	Horsepower Per Pump	Rated Capacity Per Pump (GPM)	Wet Well Capacity (gals)	Year Constructed
Peralta	4	2@88 & 2@20	2@875, 2@1350	3351	1999
GC RV Park	2	20	700	2500	1999
Superstition Mountain	2	9.4	300	1200	2007
Hieroglyphics Trail	2	5.4	88	1200	2005
NA	NA	NA	NA	NA	NA
NA	NA	NA	NA	NA	NA
NA	NA	NA	NA	NA	NA
NA	NA	NA	NA	NA	NA
NA	NA	NA	NA	NA	NA
NA	NA	NA	NA	NA	NA
NA	NA	NA	NA	NA	NA
NA	NA	NA	NA	NA	NA
NA	NA	NA	NA	NA	NA
NA	NA	NA	NA	NA	NA
NA	NA	NA	NA	NA	NA
NA	NA	NA	NA	NA	NA

### FORCE MAINS

Size	Material	Length (Feet)
Unknown	PVC/DIP	1,982
1.5 inch	PVC/DIP	3,853
2 inch	PVC/DIP	9,694
2.5 inch	PVC/DIP	1,810
3 inch	PVC/DIP	9,705
4 inch	PVC/DIP	1,032
8 inch	PVC/DIP	5,773
12 Inch	PVC/DIP	14,285

### MANHOLES

Type	Quantity
Standard	1,927
Drop	53

### CLEANOUTS

Quantity
121
NA
NA
NA

**Note:** If you are filing for more than one system, please provide separate sheets for each system.

**Instructions:** Fill out the Grey Cells with the relevent information. Input 0 or none if there is nothing recorded in that account or there is no applicable information to report. Copy and paste this sheet as many times as is necessary.

Wastewater Utility Plant Description (Continued)					
GRAVITY MAINS			SERVICES/LATERALS		
Sizes (inches)	Material	Length (feet)	Size (inches)	Material	Quantity
4	PVC/DIP	18,407	4	PVC	8,313
6	PVC/DIP	23,503	6	PVC	47
8	PVC/DIP	413,203	NA	NA	NA
10	PVC/DIP	13,783	NA	NA	NA
12	PVC/DIP	12,290			
15	PVC/DIP	0			
18	PVC/DIP	2,826			
NA	PVC/DIP	10,857			
NA	NA	NA			
NA	NA	NA			
NA	NA	NA			
NA	NA	NA			
NA	NA	NA			
NA	NA	NA			
NA	NA	NA			

**For the following five items, list the utility owned assets in each category for each system.**

<b>SOLIDS PROCESSING AND HANDLING FACILITIES</b>	(2) Flex Rake, Rotary Drum thickener, Belt Press, Dumpster building, Aerobic Digester
<b>DISINFECTION EQUIPMENT</b> (Chlorinator, Ultra-Violet, Etc.)	65ft x 30ft x 12ft contact chamber with injection, mixing equipment, and 6000 gallon chlorine tank
<b>FILTRATION EQUIPMENT</b> (Rapid Sand, Slow Sand, Activated Carbon, Etc.)	(2) Aqua-Aerobic Cloth Disk Filters
<b>STRUCTURES</b> (Buildings, Fences, Etc.)	Office building, Blower/MCC building, Head Works/Maintenance building, extended block wall, splitter box, (2) clarifiers, (2) bio-reactors, (2) equalization basins, flow diversion structure.
<b>Other</b> (Laboratory Equipment, Tools, Vehicles, Standby, Power Generators, Etc.)	(3) trucks, (1) PHEV, (1) john deere tractor, (1) Case backhoe, (1) Bobcat loader, (1) Gator ATV, (1) 400KW Generator, 175 KW Generator. Lab Equipment: Oven, scale, mixers, fiber filter vacuum w/beaker, vanguard microscope, Hach DR870, Hach DR870, Hach 2100, Hach HQ40d, Hach PHC101, Hack DLO prove, H-B instrument thermometer.

**Note:** If you are filing for more than one system, please provide separate sheets for each system.

**Instructions:** Fill out the Grey Cells with the relevent information. Input 0 or none if there is nothing recorded in that account or there is no applicable information to report. Copy and paste this sheet as many times as is necessary.

Liberty Utilities (Gold Canyon Sewer) Corp  
Annual Report  
Wastewater Flows  
12/31/2022

Wastewater Flows					
Month	Number of Services	Total Monthly Sewage Flow (Gallons)	Sewage Flow on Peak Day	Purchased Power Expense <sup>1</sup>	Purchased Power (kWh) <sup>2</sup>
January	7,968	24,252,000	865,000	\$7,330	90,377
February	7,977	23,645,000	1,001,000	\$7,542	88,886
March	7,989	24,549,000	853,000	\$8,303	102,090
April	7,989	20,447,000	811,000	\$7,984	97,874
May	7,997	16,529,000	623,000	\$9,343	99,816
June	7,997	14,335,000	574,000	\$9,646	103,538
July	8,009	14,534,000	782,000	\$11,835	109,089
August	8,002	14,468,000	652,000	\$11,771	108,238
September	8,018	14,154,000	562,000	\$9,669	100,339
October	8,263	17,208,000	698,000	\$10,021	102,011
November	8,103	20,554,000	999,000	\$7,873	86,567
December	8,154	21,616,000	801,000	\$9,375	111,368
	<b>Totals</b>	<b>226,291,000</b>	<b>9,221,000</b>	<b>\$110,693</b>	<b>1,200,193</b>

Provide the following information as applicable per wastewater system:

Method of Effluent Disposal	Reuse
Groundwater Permit Number	71-591929.0000
ADEQ Aquifer Protection Permit ("APP") Number	100217
ADEQ Reuse Permit Number	R105784
EPA NPDES Permil Number	AZIF 26409
APP Effluent Treatment Requirement (Class)?	A+
Permitted Flow Rate	1.9 MGD
Permitted Organic Capacity	NA
Hydraulic Capacity	NA
Type of Biological Treatment	N/A

In the space below, list all violations within the past 12 months:

N/A

**Note:** If you are filing for more than one system, please provide separate sheets for each system.

1 Enter the total purchased power costs for the power meters associated with this system.

2 Enter the total purchased kWh used by the power meters associated with this system.

**Instructions:** Fill out the Grey Cells with the relevent information. Input 0 or none if there is nothing recorded in that account or there is no applicable information to report.

**Other Wastewater System Information**

**Provide a calculation used to determine the value of one wastewater equivalent residential connection (ERC).**

Use one of the following methods:

- (a) If actual flow data are available from the preceding 12 months, divide the total annual single family residence (SFR) gallons sold by the average number of single family residence customers for the same period and divide the result by 365 days.
- (b) If no historical flow data are available, use:  

$$ERC = ( \text{Total SFR gallons treated (Omit 000)} / 365 \text{ days} / 280 \text{ gallons per day} )$$

For wastewater only utilities:

Subtract all general use and other non residential customer gallons from the total gallons treated. Divide the remainder (SFR customers) by 365 days to reveal single family residence customer gallons per day.

**NOTE:** Total gallons treated includes both treated and purchased treatment.

ERC 

77
----

  
 Method used: 

(a)
-----

What is the present system connection capacity (in ERCs \*) using existing lines? 

7,968
-------

What is the future system connection capacity (in ERCs \*) upon service area buildout? 

11,901
--------

Describe any plans and estimated completion dates for any enlargements or improvements of this system.

N/A

If the utility uses reuse as a means of effluent disposal, attach a list of the reuse end users and the amount of reuse provided to each, if known.

Attached "Liberty Utilities (Gold Canyon Sewer) AR Reuse 2022 Attachment.xlsx"

If the utility does not engage in reuse, has a reuse feasibility study been completed? 

No
----

If so, when?

N/A

Liberty Utilities (Gold Canyon Sewer) Corp  
 Annual Report  
 Utility Shutoffs / Disconnects  
 12/31/2022

Utility Shutoffs / Disconnects	
Name of System:	Liberty Utilities (Gold Canyon Sewer) Corp
Wastewater Inventory Number (if applicable):	100217

Month	Termination without Notice R14-2-609.B	Termination with Notice R14-2- 609.C	Other
January	0	0	0
February	0	0	0
March	0	0	0
April	0	0	0
May	0	0	0
June	0	0	0
July	0	89	0
August	0	12	0
September	0	9	0
October	0	20	0
November	0	4	0
December	0	0	0
<b>Total</b>	<b>0</b>	<b>134</b>	<b>0</b>

**Other (description):**

NA
----

**Instructions:** Fill out the Grey Cells with the relevant information. Input 0 or none if there is nothing recorded in that account or there is no applicable information to report.

Property Taxes	
----------------	--

Amount of actual property taxes paid during Calendar Year 2022 was
--

\$207,674
-----------

If no property taxes paid, explain why.
---

N/A
-----

<b>Instructions:</b> Fill out the Grey Cells with the relevent information. Input 0 or none if there is nothing recorded in that account or there is no applicable information to report.
---



Verification and Sworn Statement (Taxes)

Verification: State of Arizona I, the undersigned of the  
(state name)

County of (county name): Pinal  
Name (owner or official) title: Crystal Greene, Secretary/Treasurer  
Company name: Liberty Utilities (Gold Canyon Sewer) Corp

DO SAY THAT THIS ANNUAL UTILITY PROPERTY TAX AND SALES TAX REPORT TO THE ARIZONA CORPORATION COMMISSION.

FOR THE YEAR ENDING: 12/31/2022

HAS BEEN PREPARED UNDER MY DIRECTION, FROM THE ORIGINAL BOOKS, PAPERS AND RECORDS OF SAID UTILITY; THAT I HAVE CAREFULLY EXAMINED THE SAME, AND DECLARE THE SAME TO BE A COMPLETE AND CORRECT STATEMENT OF BUSINESS AND AFFAIRS OF SAID UTILITY FOR THE PERIOD COVERED BY THIS REPORT IN RESPECT TO EACH AND EVERY MATTER AND THING SET FORTH, TO THE BEST OF MY KNOWLEDGE, INFORMATION AND BELIEF.

Sworn Statement: I HEREBY ATTEST THAT ALL PROPERTY TAXES FOR SAID COMPANY ARE CURRENT AND PAID IN FULL.

I HEREBY ATTEST THAT ALL SALES TAXES FOR SAID COMPANY ARE CURRENT AND PAID IN FULL.

Crystal Greene  
signature of owner/official

623-298-3744

telephone no.

SUBSCRIBED AND SWORN TO BEFORE ME A NOTARY PUBLIC  
IN AND FOR THE COUNTY

THIS

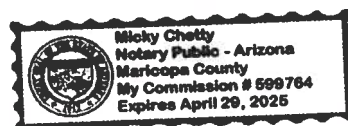
11<sup>th</sup>

DAY OF

Maricopa  
(county name)  
April 2023  
(month) and (year)

MY COMMISSION EXPIRES

April 29, 2025  
(date)



Mickey Chetty  
(signature of notary public)

Verification and Sworn Statement

Verification:

State of Arizona I, the undersigned of the  
(state name)

County of (county name):

Pinal

Name (owner or official) title:

Crystal Greene, Secretary/Treasurer

Company name:

Liberty Utilities (Gold Canyon Sewer) Corp

DO SAY THAT THIS ANNUAL UTILITY PROPERTY TAX AND SALES TAX REPORT TO THE ARIZONA CORPORATION COMMISSION.

FOR THE YEAR ENDING: 12/31/2022

HAS BEEN PREPARED UNDER MY DIRECTION, FROM THE ORIGINAL BOOKS, PAPERS AND RECORDS OF SAID UTILITY; THAT I HAVE CAREFULLY EXAMINED THE SAME, AND DECLARE THE SAME TO BE A COMPLETE AND CORRECT STATEMENT OF BUSINESS AND AFFAIRS OF SAID UTILITY FOR THE PERIOD COVERED BY THIS REPORT IN RESPECT TO EACH AND EVERY MATTER AND THING SET FORTH, TO THE BEST OF MY KNOWLEDGE, INFORMATION AND BELIEF.

**Sworn Statement:** IN ACCORDANCE WITH THE REQUIREMENTS OF TITLE 40, ARTICLE 8, SECTION 40-401, ARIZONA REVISED STATUTES, IT IS HEREIN REPORTED THAT THE GROSS OPERATING REVENUE OF SAID UTILITY DERIVED FROM ARIZONA INTRASTATE UTILITY OPERATIONS DURING THE CALENDAR YEAR WAS:

Arizona Intrastate Gross Operating Revenues Only (\$)

\$4,490,966

(The amount in the box above includes

\$0 in sales taxes

billed or collected)

Crystal Greene  
signature of owner/official

623-298-3744

telephone no.

SUBSCRIBED AND SWORN TO BEFORE ME A NOTARY PUBLIC  
IN AND FOR THE COUNTY

THIS

11<sup>th</sup>

DAY OF

Maricopa


(county name)

April 2023

(month) and (year)

MY COMMISSION EXPIRES

April 29, 2025  
(date)



Micky Chetty

(signature of notary public)

Verification and Sworn Statement (Residential Revenue)

Verification:

State of Arizona I, the undersigned of the  
(state name)

County of (county name):

Pinal

Name (owner or official) title:

Crystal Greene, Secretary/Treasurer

Company name:

Liberty Utilities (Gold Canyon Sewer) Corp

DO SAY THAT THIS ANNUAL UTILITY PROPERTY TAX AND SALES TAX REPORT TO THE ARIZONA CORPORATION COMMISSION.

FOR THE YEAR ENDING: 12/31/2022

HAS BEEN PREPARED UNDER MY DIRECTION, FROM THE ORIGINAL BOOKS, PAPERS AND RECORDS OF SAID UTILITY; THAT I HAVE CAREFULLY EXAMINED THE SAME, AND DECLARE THE SAME TO BE A COMPLETE AND CORRECT STATEMENT OF BUSINESS AND AFFAIRS OF SAID UTILITY FOR THE PERIOD COVERED BY THIS REPORT IN RESPECT TO EACH AND EVERY MATTER AND THING SET FORTH, TO THE BEST OF MY KNOWLEDGE, INFORMATION AND BELIEF.

**Sworn Statement:** IN ACCORDANCE WITH THE REQUIREMENTS OF TITLE 40, ARTICLE 8, SECTION 40-401, ARIZONA REVISED STATUTES, IT IS HEREIN REPORTED THAT THE GROSS OPERATING REVENUE OF SAID UTILITY DERIVED FROM ARIZONA INTRASTATE UTILITY OPERATIONS RECEIVED FROM RESIDENTIAL CUSTOMERS DURING THE CALENDAR YEAR WAS:

Arizona Intrastate Gross Operating Revenues Only (\$)

\$4,053,110

(The amount in the box above includes

\$0 in sales taxes  
billed or collected)

Crystal Greene  
signature of owner/official

623-298-3744

telephone no.

SUBSCRIBED AND SWORN TO BEFORE ME A NOTARY PUBLIC  
IN AND FOR THE COUNTY

Maricopa  
(county name)

THIS

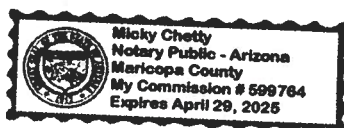
11<sup>th</sup>

DAY OF

April 2023  
(month) and (year)

MY COMMISSION EXPIRES

April 29, 2025  
(date)



Micky Chetty  
(signature of notary public)

Full Gross-Up Method for Income Tax Statement of Certification

Verification:

State of Arizona I, the undersigned of the  
(state name)

County of (county name): Pinal  
Name (owner or official) title: Crystal Greene, Secretary/Treasurer  
Company name: Liberty Utilities (Gold Canyon Sewer) Corp

FOR THE YEAR ENDING: 12/31/2022

Sworn Statement: IN ACCORDANCE WITH THE REQUIREMENTS OF DECISION NO. 77084, BECAUSE THE UTILITY REQUIRES THE GROSS UP OF ADVANCES AND CONTRIBUTIONS, I HEREBY STATE THAT THE UTILITY HAS INCURRED OR IS EXPECTED TO INCUR A NET INCREASE IN CURRENT INCOME TAX EXPENSE OR A DECREASE IN DEFERRED TAX ASSET FOR A CARRY FORWARD ACCORDING TO GAAP IN AN AMOUNT EQUAL TO OR GREATER THAN THE AMOUNT OF THE REQUIRED GROSS UP PAID BY DEVELOPERS IN THE PERIOD COVERED BY THIS ANNUAL REPORT.

Crystal Greene  
signature of owner/official

623-298-3744  
telephone no.

SUBSCRIBED AND SWORN TO BEFORE ME A NOTARY PUBLIC  
IN AND FOR THE COUNTY

Maricopa  
(county name)

THIS

11<sup>th</sup>

DAY OF

April 2023  
(month) and (year)

MY COMMISSION EXPIRES

April 29, 2025  
(date)

Mickey Chetty

(signature of notary public)

