

ANNUAL REPORT

Of

Company Name:

Liberty Utilities (Litchfield Park Water and Sewer) Corp 14920 W. Camelback Rd.,

Mailing Address: Litchfield Park AZ
85340

Docket No.:

SW-01428A

For the Year Ended:

12/31/2022

**RECEIVED
BY EMAIL
4/14/2023, 4:07 PM
ARIZONA CORPORATION COMMISSION
UTILITIES DIVISION**

WASTEWATER UTILITY

To

Arizona Corporation Commission

Due on April 15th

Email: Util-Compliance@azcc.gov, mail or deliver the completed Annual Report to:
Arizona Corporation Commission
Compliance Section - Utilities Division
1200 West Washington Street
Phoenix, Arizona 85007

Application Type:

Original Filing

Application Date:

4/13/2023

ARIZONA CORPORATION COMMISSION
WASTEWATER UTILITY ANNUAL REPORT
Liberty Utilities (Litchfield Park Water and Sewer) Corp
A Class Utility

For the Calendar Year Ended: 12/31/2022

Primary Address:
City: State: Zip Code:

Telephone Number:

Date of Original Organization of Utility:

Person to whom correspondence should be addressed concerning this report:

Name:
Telephone No. :
Address:
City: State: Zip Code:
Email:

Management Contact

Name:
Telephone No. :
Address:
City: State: Zip Code:
Email:

On-Site Manager

Name:
Telephone No. :
Address:
City: State: Zip Code:
Email:

NA

Name:
Telephone No. :
Address:
City: State: Zip Code:
Email:

NA

Name:
Telephone No. :
Address:
City: State: Zip Code:
Email:

Ownership:

Counties Served:

ARIZONA CORPORATION COMMISSION
WASTEWATER UTILITY ANNUAL REPORT
Liberty Utilities (Litchfield Park Water and Sewer) Corp

Important changes during the year
--

No	For those companies not subject to the affiliated interest rules, has there been a change in ownership or direct control during the year?
	If yes, please provide specific details in the box below.
	NA

No	Has the company been notified by any other regulatory authorities during the year, that they are out of compliance?
	If yes, please provide specific details in the box below.
	NA

Liberty Utilities (Litchfield Park Water and Sewer) Corp
Annual Report
Utility Plant in Service (Wastewater)
12/31/2022

Utility Plant in Service (Wastewater)							
Account No.	Description	Beginning Year Original Cost	Current Year Additions	Current Year Retirements	Adjusted Original Cost	Accumulated Depreciation	OCLD (OC less AD)
351	Organization	\$0	\$0	\$0	\$0	\$0	\$0
352	Franchises	0	0	0	0	0	0
353	Land and Land Rights	5,942,009	0	0	5,942,009	0	5,942,009
354	Structures and Improvements	33,410,026	1,740,384	0	35,150,410	12,371,002	22,779,408
355	Power Generation Equipment	3,128,848	418,359	0	3,547,207	840,820	2,706,387
360	Collections Wastewater - Force	2,252,356	46,625	0	2,298,981	200,933	2,098,049
361	Collections Wastewater - Gravity	38,428,231	5,279,552	0	43,707,783	12,056,226	31,651,558
362	Special Collecting Structures	0	0	0	0	0	0
363	Services to Customers	851,702	305,074	0	1,156,776	80,855	1,075,920
364	Flow Measuring Devices	153,074	18,514	0	171,588	146,132	25,456
365	Flow Measuring Installations	0	0	0	0	0	0
366	Reuse Services	4,078,105	(31)	0	4,078,074	1,639,065	2,439,009
367	Reuse Meters & Meter Installations	53,949	166,775	0	220,724	47,270	173,454
370	Receiving Wells	1,035,809	0	0	1,035,809	604,043	431,766
371	Pumping Equipment	4,948,996	953,793	0	5,902,789	3,296,180	2,606,609
374	Reuse Distribution Reservoirs	520,222	739,932	0	1,260,153	36,792	1,223,361
375	Reuse Trans. And Distr. Equipment	1,217,100	0	0	1,217,100	213,671	1,003,428
380	Treatment and Disposal Equipment	21,043,849	690,787	0	21,734,636	9,105,254	12,629,381
381	Plant Sewers	7,224,951	0	0	7,224,951	2,000,128	5,224,823
382	Outfall Sewer Lines	343,681	0	0	343,681	233,342	110,339
389	Other Plant and Misc. Equipment	842,986	0	0	842,986	752,700	90,286
390	Office Furniture and Equipment	396,517	1,120	0	397,637	291,874	105,763
390.1	Computer & Software	252,455	230,043	0	482,498	217,798	264,700
391	Transportation Equipment	328,843	2,570	0	331,413	328,656	2,757
392	Stores Equipment	8,968	0	0	8,968	7,271	1,697
393	Tools, Shop and Garage Equipment	535,088	62,541	0	597,629	184,634	412,995
394	Laboratory Equipment	210,383	13,167	0	223,550	192,736	30,813
395	Power Operated Equipment	538,792	0	0	538,792	116,261	422,531
396	Communication Equipment	1,508,581	96,733	0	1,605,314	901,217	704,097
397	Miscellaneous Equipment	699,563	0	0	699,563	299,610	399,953
398	Other Tangible Plant	81,810	0	0	81,810	36,815	44,995
	Totals	\$130,036,893	\$10,765,938	\$0	\$140,802,831	\$46,201,289	\$94,601,542

Instructions: Fill out the Grey Cells with the relevant information. Input 0 or none if there is nothing recorded in that account or there is no applicable information to report.

Liberty Utilities (Litchfield Park Water and Sewer) Corp
Annual Report
Depreciation Expense for the Current Year (Wastewater)
12/31/2022

Depreciation Expense for the Current Year (Wastewater)								
Account No.	Description	Beginning Year Original Cost	Current Year Additions	Current Year Retirements	Adjusted Original Cost	Fully Depreciated/Non- depreciable Plant	Depreciation Percentages	Depreciation Expense
351	Organization	\$0	\$0	\$0	\$0	\$0	0.00%	\$0
352	Franchises	0	\$0	\$0	0	0	0.00%	0
353	Land and Land Rights	5,942,009	\$0	\$0	5,942,009	0	0.00%	0
354	Structures and Improvements	33,410,026	1,740,384	0	35,150,410	0	3.33%	1,141,531
355	Power Generation Equipment	3,128,848	418,359	0	3,547,207	0	5.00%	166,901
360	Collections Wastewater - Force	2,252,356	46,625	0	2,298,981	0	2.00%	45,513
361	Collections Wastewater - Gravity	38,428,231	4,427,474	0	43,707,783	0	2.00%	812,839
362	Special Collecting Structures	0	0	0	0	0	2.00%	0
363	Services to Customers	851,702	305,074	0	1,156,776	0	2.00%	20,085
364	Flow Measuring Devices	153,074	18,514	0	171,588	130,395	10.00%	3,194
365	Flow Measuring Installations	0	0	0	0	0	10.00%	0
366	Reuse Services	4,078,105	(31)	0	4,078,074	0	2.00%	81,562
367	Reuse Meters & Meter Installations	53,949	166,775	0	220,724	44,753	8.33%	7,712
370	Receiving Wells	1,035,809	0	0	1,035,809	0	3.33%	34,492
371	Pumping Equipment	4,948,996	953,793	0	5,902,789	1,243,382	12.50%	522,814
374	Reuse Distribution Reservoirs	520,222	739,932	0	1,260,153	162,500	2.50%	18,192
375	Reuse Trans. And Distr. Equipment	1,217,100	0	0	1,217,100	55,000	2.50%	29,052
380	Treatment and Disposal Equipment	21,043,849	690,787	0	21,734,636	0	5.00%	1,069,462
381	Plant Sewers	7,224,951	0	0	7,224,951	0	5.00%	361,248
382	Outfall Sewer Lines	343,681	0	0	343,681	0	3.33%	11,445
389	Other Plant and Misc. Equipment	842,986	0	0	842,986	0	6.67%	56,227
390	Office Furniture and Equipment	396,517	1,120	0	397,637	232,445	6.67%	10,981
390.1	Computer & Software	252,455	230,043	0	482,498	0	20.00%	73,495
391	Transportation Equipment	328,843	2,570	0	331,413	331,071	20.00%	(189)
392	Stores Equipment	8,968	0	0	8,968	0	4.00%	359
393	Tools, Shop and Garage Equipment	535,088	62,541	0	597,629	0	5.00%	28,318
394	Laboratory Equipment	210,383	13,167	0	223,550	173,693	10.00%	4,327
395	Power Operated Equipment	538,792	0	0	538,792	0	5.00%	26,940
396	Communication Equipment	1,508,581	96,733	0	1,605,314	387,900	10.00%	116,905
397	Miscellaneous Equipment	699,563	0	0	699,563	0	10.00%	69,956
398	Other Tangible Plant	81,810	0	0	81,810	0	10.00%	8,181
	Subtotal	\$130,036,893	\$9,913,860	\$0	\$140,802,831	\$2,761,139		\$4,721,543

Contribution(s) in Aid of Construction (Gross)

\$55,864,001

Less: Non Amortizable Contribution(s)

0

Fully Amortized Contribution(s)

44,481

Amortizable Contribution(s)

\$55,819,520

Times: Proposed Amortization Rate

3.51%

Amortization of CIAC

\$1,956,648

Less: Amortization of CIAC \$1,956,648

DEPRECIATION EXPENSE \$2,764,896

Instructions: Fill out the Grey Cells with the relevent information. Input 0 or none if there is nothing recorded in that account or there is no applicable information to report.

Liberty Utilities (Litchfield Park Water and Sewer) Corp
Annual Report
Balance Sheet Assets
12/31/2022

Balance Sheet Assets				
	Assets		Balance at Beginning of Year (2022)	Balance at End of Year (2022)
Account No.	Current and Accrued Assets			
131	Cash		\$0	\$280,870
132	Special Deposits		10,218,876	17,582,736
135	Temporary Cash Investments		0	0
141	Customer Accounts Receivable		1,667,946	1,240,993
142	Other Accounts Receivable		0	292,520
143	Accumulated Provision for Uncollectable Accounts		(124,970)	(119,379)
146	Notes Receivable from Associated Companies		11,017,286	0
151	Plant Material and Supplies		0	0
162	Prepayments		17,114	51,428
173	Accrued Utility Revenue		1,643,623	3,657,719
174	Miscellaneous Current and Accrued Assets		0	0
	Total Current and Accrued Assets		\$24,439,875	\$22,986,888
	Deferred Debits			
186.1	Deferred Rate Case Expense		\$275,433	\$327,240
186.2	Other Deferred Debits		0	0
	Total Deferred Debits		\$275,433	\$327,240
	Fixed Assets			
101	Utility Plant in Service*		\$130,036,893	\$140,802,831
103	Property Held for Future Use		38,480	38,480
105	Construction Work in Progress		11,730,950	30,199,160
108	Accumulated Depreciation (enter as negative)*		(41,583,078)	(46,201,289)
121	Non-Utility Property		0	0
122	Accumulated Depreciation - Non Utility		0	0
	Total Fixed Assets		\$100,223,245	\$124,839,182
	Total Assets		\$124,938,553	\$148,153,310

Instructions: Fill out the Grey Cells with the relevent information. Input 0 or none if there is nothing recorded in that account or there is no applicable information to report.

Note these items feed automatically from the adjusted end of year balance from AR4.

Liberty Utilities (Litchfield Park Water and Sewer) Corp
Annual Report
Balance Sheet Liabilities and Owners Equity

Balance Sheet Liabilities and Owners Equity				
	Liabilities		Balance at Beginning of Year (2022)	Balance at End of Year (2022)
Account No.	Current Liabilities			
231	Accounts Payable		\$3,986	\$14,027
232	Notes Payable (Current Portion)		0	637,802
234	Notes Payable to Associated Companies		0	0
235	Customer Deposits		0	0
236	Accrued Taxes		49,518	44,877
237	Accrued Interest		0	0
241	Miscellaneous Current and Accrued Liabilities		3,402,125	13,156,007
253	Other Deferred Credits		16,767,207	19,208,232
	Total Current Liabilities		\$20,222,835	\$33,060,945
	Long Term Debt			
224	Long Term Debt (Notes and Bonds)		\$0	\$0
	Total Long Term Debt		\$0	\$0
	Deferred Credits			
252	Advances in Aid of Construction		\$1,564,869	\$1,678,377
255	Accumulated Deferred Investment Tax Credits		0	0
271	Contributions in Aid of Construction		57,754,444	56,103,065
272	Less: Amortization of Contributions		(14,670,182)	(16,108,073)
281	Accumulated Deferred Income Tax		17,120,664	19,090,282
	Total Deferred Credits		\$61,769,795	\$60,763,651
	Total Liabilities		\$81,992,629	\$93,824,595
	Capital Accounts			
201	Common Stock Issued		\$0	\$0
211	Other Paid-In Capital		25,249,009	25,249,009
215	Retained Earnings		17,696,915	29,079,706
218	Proprietary Capital (Sole Props and Partnerships)		0	0
	Total Capital		\$42,945,924	\$54,328,715
	Total Liabilities and Capital		\$124,938,553	\$148,153,310

Instructions: Fill out the Grey Cells with the relevant information. Input 0 or none if there is nothing recorded in that account or there is no applicable information to report.

Note: Total liabilities and Capital must match total assets for the beginning and end of the year!

Liberty Utilities (Litchfield Park Water and Sewer) Corp
Annual Report
Wastewater Comparative Income Statement
12/31/2022

Wastewater Comparative Income Statement			
Account No.	Calendar Year	Current Year 01/01/2022 -	Last Year 01/01/2021 -
	Operating Revenue		
521	Flat Rate Revenues	\$15,093,601	\$14,463,509
522	Measured Revenues	3,117,683	2,673,079
534	Rents from Wastewater Property	0	0
536	Other Wastewater Revenues	716,734	864,087
420	AFUDC Income	33,876	35,006
	Total Revenues	\$18,961,893	\$18,035,681
	Operating Expenses		
701	Salaries and Wages	\$0	\$0
704	Employee Pensions and Benefits	0	0
710	Purchased Wastewater Treatment	27,271	35,377
711	Sludge Removal Expense	541,278	459,649
715	Purchased Power	888,660	754,369
716	Fuel for Power Production	2,235	1,001
718	Chemicals	507,245	427,362
720	Materials and Supplies	51,909	47,225
720.1	Repairs and Maintenance	85,541	56,243
720.2	Office Supplies and Expense	0	0
721	Office Expense	21,941	15,524
731	Contractual Services -Engineering	0	0
732	Contractual Services - Accounting	46,345	26,655
733	Contractual Services - Legal	175,999	15,198
734	Contractual Services - Management Fees	2,341,442	2,458,050
735	Contractual Services - Testing	32,291	39,463
736	Contractual Services - Other	1,779,696	1,570,148
740	Rents - Building	31,140	84,457
742	Rents - Equipment	1,591	10,403
750	Transportation Expenses	77,713	50,233
757	Insurance - General Liability	137,079	101,968
758	Insurance - Worker's Compensation	0	0
759	Insurance - Other	0	0
760	Advertising Expense	593	51
766	Regulatory Commission Expense - Rate Case	0	0
767	Regulatory Commission Expense - Other	0	0
770	Bad Debt Expense	(2,891)	58,447
775	Miscellaneous Expense	90,997	120,031
403	Depreciation Expense (From Schedule AR4)	2,764,896	2,517,761
408	Taxes Other Than Income	0	0
408.11	Property Taxes	616,514	636,847
408.12	Payroll Taxes	0	0
409	Income Taxes	(89,256)	(89,256)
	Total Operating Expenses	\$10,130,228	\$9,397,208
	Operating Income / (Loss)	\$8,831,664	\$8,638,473
	Other Income / (Expense)		
414	Gain (Loss) on Dispositions	0	0
419	Interest and Dividend Income	0	0
421	Non-Utility Income	0	0
426	Miscellaneous Non-Utility (Expense)	(97,285)	(104,535)
427	Interest (Expense)	0	0
	Total Other Income / (Expense)	(\$97,285)	(\$104,535)
	Net Income / (Loss)	\$8,734,379	\$8,533,937

Instructions: Fill out the Grey Cells with the relevant information. Input 0 or none if there is nothing recorded in that account or there is no applicable information to report.

Liberty Utilities (Litchfield Park Water and Sewer) Corp
Annual Report
Full time equivalent employees
12/31/2022

Full time equivalent employees

	Direct Company	Allocated	Outside service	Total
President	0.2	0.1	0.0	0.3
Vice-president	0.2	0.0	0.0	0.2
Manager	0.0	0.0	0.0	0.0
Engineering Staff	3.6	0.0	0.0	3.6
System Operator(s)	16.8	0.0	0.0	16.8
Customer Service	0.0	0.0	0.0	0.0
Accounting	6.0	0.3	0.0	6.4
Business Office	0.0	3.3	0.0	3.3
Rates Department	0.0	0.0	0.0	0.0
Administrative Staff	0.7	0.1	0.0	0.8
Other	1.4	1.2	0.0	2.6
Total	29.1	5.0	0.0	34.1

Instructions: Fill out the Grey Cells with the relevant information. Input 0 or none if there is nothing recorded in that account or there is no applicable information to report. A full-time employee is based on 2080 total hours per year. Please calculate partial employees using 2080 hours.

Liberty Utilities (Litchfield Park Water and Sewer) Corp
Annual Report
Supplemental Financial Data (Long-Term Debt)
12/31/2022

Supplemental Financial Data (Long-Term Debt)				
	Loan #1	Loan #2	Loan #3	Loan #4
Date Issued	NA	NA	NA	NA
Source of Loan	NA	NA	NA	NA
ACC Decision No.	NA	NA	NA	NA
Reason for Loan	NA	NA	NA	NA
Dollar Amt. Issued	NA	NA	NA	NA
Amount Outstanding	NA	NA	NA	NA
Date of Maturity	NA	NA	NA	NA
Interest Rate	NA	NA	NA	NA
Current Year Interest	NA	NA	NA	NA
Current Year Principal	NA	NA	NA	NA

Meter Deposit Balance at Test Year End:	\$0
---	-----

Meter Deposits Refunded During the Test Year:	\$0
---	-----

List all bonds, notes, loans, and other types of indebtedness in which the proceeds were used in the provision of public utility service. Indebtedness incurred for personal uses by the owner of the utility should not be listed. Input 0 or none if there is nothing to report for that cell.

Wastewater Utility Plant Description

Name of System:	Liberty Utilites (Litchfield Park Water and Sewer) Corp.
Wastewater Inventory Number (if applicable):	100310
Type of Treatment	Other
Design Capacity of Plant (Gallons per day)	6550000

LIFT STATION FACILITIES

Location	Quantity of Pumps	Horsepower Per Pump	Rated Capacity Per Pump (GPM)	Wet Well Capacity (gals)	Year Constructed
LPSCO Lift Station No	2	20	350	25000	2003
LPSCO Lift Station No	3	33	1050	30000	2003
LPSCO Lift Station No	2	7.5	472	4000	2021
N/A	N/A	N/A	N/A	N/A	N/A
N/A	N/A	N/A	N/A	N/A	N/A
N/A	N/A	N/A	N/A	N/A	N/A
N/A	N/A	N/A	N/A	N/A	N/A
N/A	N/A	N/A	N/A	N/A	N/A
N/A	N/A	N/A	N/A	N/A	N/A
N/A	N/A	N/A	N/A	N/A	N/A
N/A	N/A	N/A	N/A	N/A	N/A
N/A	N/A	N/A	N/A	N/A	N/A
N/A	N/A	N/A	N/A	N/A	N/A
N/A	N/A	N/A	N/A	N/A	N/A
N/A	N/A	N/A	N/A	N/A	N/A
N/A	N/A	N/A	N/A	N/A	N/A

FORCE MAINS

Size	Material	Length (Feet)
8 inch	PVC/DIP	2,685
12 Inch	PVC/DIP	5,430
16 inch	PVC/DIP	6,566
NA	NA	NA
NA	NA	NA
NA	NA	NA
NA	NA	NA
NA	NA	NA
NA	NA	NA

MANHOLES

Type	Quantity
Standard	5,306
Drop	66

CLEANOUTS

Quantity
239
NA
NA
NA

Note: If you are filing for more than one system, please provide separate sheets for each system.

Instructions: Fill out the Grey Cells with the relevent information. Input 0 or none if there is nothing recorded in that account or there is no applicable information to report. Copy and paste this sheet as many times as is necessary.

Wastewater Utility Plant Description (Continued)						
GRAVITY MAINS				SERVICES/LATERALS		
Sizes (inches)	Material	Length (feet)		Size (inches)	Material	Quantity
2	VCP/DIP/PVC	3,044		4	VCP;DIP;PVC	23,039
3	VCP/DIP/PVC	3,909		6	VCP;DIP;PVC	714
4	VCP/DIP/PVC	7,053		8	VCP;DIP;PVC	19
6	VCP/DIP/PVC	32,679		12	VCP;DIP;PVC	2
8	VCP/DIP/PVC	1,165,872		15	None	None
10	VCP/DIP/PVC	70,791		10	VCP;DIP;PVC	5
12	VCP/DIP/PVC	98,775		24	VCP;DIP;PVC	1
15	VCP/DIP/PVC	64,313				
16	VCP/DIP/PVC	330				
18	VCP/DIP/PVC	28,182				
20	VCP/DIP/PVC	1,394				
21	VCP/DIP/PVC	26,009				
24	VCP/DIP/PVC	41,454				
30	VCP/DIP/PVC	16,976				
36	VCP/DIP/PVC	1,477				

For the following five items, list the utility owned assets in each category for each system.

SOLIDS PROCESSING AND HANDLING FACILITIES	4 Holding Tanks / 2 Centrifuge
DISINFECTION EQUIPMENT (Chlorinator, Ultra-Violet, Etc.)	Ultra violet
FILTRATION EQUIPMENT (Rapid Sand, Slow Sand, Activated Carbon, Etc.)	Aqua Disk Filters
STRUCTURES (Buildings, Fences, Etc.)	The facility currently contains 6 steel frame buildings w/concrete masonry unit (CMU) facia on enclosed concrete tank structures. The facility is bordered by rod iron fence, block wall and gate.
Other (Laboratory Equipment, Tools, Vehicles, Standby, Power Generators, Etc.)	Standby Generator, Tools, Lab Equipment, Vaccon Truck, CCTV Trailer, Tractor and Trailer, 5 Vehicles, Trash pump, Forklift,

Note: If you are filing for more than one system, please provide separate sheets for each system.

Instructions: Fill out the Grey Cells with the relevent information. Input 0 or none if there is nothing recorded in that account or there is no applicable information to report. Copy and paste this sheet as many times as is necessary.

Liberty Utilities (Litchfield Park Water and Sewer) Corp
Annual Report
Wastewater Flows
12/31/2022

Wastewater Flows					
Month	Number of Services	Total Monthly Sewage Flow (Gallons)	Sewage Flow on Peak Day	Purchased Power Expense ¹	Purchased Power (kWh) ²
January	26,579	181,509,000	6,197,000	\$64,361	758,347
February	26,702	164,847,000	6,393,000	63,289	653,800
March	26,752	178,831,000	6,259,000	68,227	680,788
April	26,793	178,745,000	6,370,000	68,308	749,667
May	26,921	181,251,000	6,345,000	78,499	701,853
June	27,044	174,913,000	6,418,000	86,833	759,541
July	27,226	178,862,000	6,380,000	77,953	684,667
August	27,176	180,057,000	6,157,000	79,647	712,284
September	27,511	175,617,000	6,275,000	90,625	795,340
October	27,747	184,994,000	6,376,000	84,539	744,544
November	28,380	178,352,000	6,424,000	73,549	795,439
December	28,654	181,509,000	6,197,000	73,852	786,499
	Totals	2,139,487,000	75,791,000	\$909,682	8,822,769

Provide the following information as applicable per wastewater system:

Method of Effluent Disposal	Reuse
Groundwater Permit Number	None
ADEQ Aquifer Protection Permit ("APP") Number	100310
ADEQ Reuse Permit Number	R100310
EPA NPDES Permil Number	AZ0025712
APP Effluent Treatment Requirement (Class)?	A+
Permitted Flow Rate	6.55 MGD
Permitted Organic Capacity	N/A
Hydraulic Capacity	N/A
Type of Biological Treatment	Sequenced Batch Reactor (SBR)

In the space below, list all violations within the past 12 months:

None

Note: If you are filing for more than one system, please provide separate sheets for each system.

1 Enter the total purchased power costs for the power meters associated with this system.

2 Enter the total purchased kWh used by the power meters associated with this system.

Instructions: Fill out the Grey Cells with the relevent information. Input 0 or none if there is nothing recorded in that account or there is no applicable information to report.

Other Wastewater System Information

Provide a calculation used to determine the value of one wastewater equivalent residential connection (ERC).

Use one of the following methods:

- (a) If actual flow data are available from the preceding 12 months, divide the total annual single family residence (SFR) gallons sold by the average number of single family residence customers for the same period and divide the result by 365 days.
- (b) If no historical flow data are available, use:
$$\text{ERC} = (\text{Total SFR gallons treated (Omit 000)} / 365 \text{ days} / 280 \text{ gallons per day})$$

For wastewater only utilities:

Subtract all general use and other non residential customer gallons from the total gallons treated. Divide the remainder (SFR customers) by 365 days to reveal single family residence customer gallons per day.

NOTE: Total gallons treated includes both treated and purchased treatment.

ERC
Method used:

What is the present system connection capacity (in ERCs *) using existing lines?

What is the future system connection capacity (in ERCs *) upon service area buildout?

Describe any plans and estimated completion dates for any enlargements or improvements of this system.

N/A

If the utility uses reuse as a means of effluent disposal, attach a list of the reuse end users and the amount of reuse provided to each, if known.

See attached 2022 Effluent Disposal List.

If the utility does not engage in reuse, has a reuse feasibility study been completed?

If so, when?

N/A

Liberty Utilities (Litchfield Park Water and Sewer) Corp
 Annual Report
 Utility Shutoffs / Disconnects
 12/31/2022

Utility Shutoffs / Disconnects	
Name of System:	Liberty Utilites (Litchfield Park Water and Sewer) Corp.
Wastewater Inventory Number (if applicable):	100310

Month	Termination without Notice R14-2-609.B	Termination with Notice R14-2- 609.C	Other
January	0	0	0
February	0	0	0
March	0	0	0
April	0	0	0
May	0	0	0
June	0	0	0
July	0	226	0
August	0	95	0
September	0	70	0
October	0	100	0
November	0	20	0
December	0	0	0
Total	0	511	0

Other (description):

NA

Instructions: Fill out the Grey Cells with the relevent information. Input 0 or none if there is nothing recorded in that account or there is no applicable information to report.

Liberty Utilities (Litchfield Park Water and Sewer) Corp
Annual Report
Property Taxes
12/31/2022

Property Taxes	
----------------	--

Amount of actual property taxes paid during Calendar Year 2022 was
--

\$616,514

If no property taxes paid, explain why.

N/A

Instructions: Fill out the Grey Cells with the relevent information. Input 0 or none if there is nothing recorded in that account or there is no applicable information to report.

Liberty Utilities (Litchfield Park Water and Sewer) Corp
Annual Report
Verification and Sworn Statement (Taxes)
12/31/2022

Verification and Sworn Statement (Taxes)

Verification: State of Arizona I, the undersigned of the
(state name)

County of (county name): Maricopa
Name (owner or official) title: Crystal Greene, Secretary/Treasurer
Company name: Liberty Utilities (Litchfield Park Water and Sewer) Corp

DO SAY THAT THIS ANNUAL UTILITY PROPERTY TAX AND SALES TAX REPORT TO THE ARIZONA CORPORATION COMMISSION.

FOR THE YEAR ENDING: 12/31/2022

HAS BEEN PREPARED UNDER MY DIRECTION, FROM THE ORIGINAL BOOKS, PAPERS AND RECORDS OF SAID UTILITY; THAT I HAVE CAREFULLY EXAMINED THE SAME, AND DECLARE THE SAME TO BE A COMPLETE AND CORRECT STATEMENT OF BUSINESS AND AFFAIRS OF SAID UTILITY FOR THE PERIOD COVERED BY THIS REPORT IN RESPECT TO EACH AND EVERY MATTER AND THING SET FORTH, TO THE BEST OF MY KNOWLEDGE, INFORMATION AND BELIEF.

Sworn Statement: I HEREBY ATTEST THAT ALL PROPERTY TAXES FOR SAID COMPANY ARE CURRENT AND PAID IN FULL.

I HEREBY ATTEST THAT ALL SALES TAXES FOR SAID COMPANY ARE CURRENT AND PAID IN FULL.

Crystal Greene
signature of owner/official

623-298-3744
telephone no.

SUBSCRIBED AND SWORN TO BEFORE ME A NOTARY PUBLIC
IN AND FOR THE COUNTY

THIS


11th

DAY OF

Maricopa
(county name)
April 2023
(month) and (year)

MY COMMISSION EXPIRES

April 29, 2025
(date)



Nicky Chetty
(signature of notary public)

Verification and Sworn Statement

Verification:

State of Arizona I, the undersigned of the
(state name)

County of (county name):

Maricopa

Name (owner or official) title:

Crystal Greene, Secretary/Treasurer

Company name:

Liberty Utilities (Litchfield Park Water and Sewer) Corp

DO SAY THAT THIS ANNUAL UTILITY PROPERTY TAX AND SALES TAX REPORT TO THE ARIZONA CORPORATION COMMISSION.

FOR THE YEAR ENDING: 12/31/2022

HAS BEEN PREPARED UNDER MY DIRECTION, FROM THE ORIGINAL BOOKS, PAPERS AND RECORDS OF SAID UTILITY; THAT I HAVE CAREFULLY EXAMINED THE SAME, AND DECLARE THE SAME TO BE A COMPLETE AND CORRECT STATEMENT OF BUSINESS AND AFFAIRS OF SAID UTILITY FOR THE PERIOD COVERED BY THIS REPORT IN RESPECT TO EACH AND EVERY MATTER AND THING SET FORTH, TO THE BEST OF MY KNOWLEDGE, INFORMATION AND BELIEF.

Sworn Statement: IN ACCORDANCE WITH THE REQUIREMENTS OF TITLE 40, ARTICLE 8, SECTION 40-401, ARIZONA REVISED STATUTES, IT IS HEREIN REPORTED THAT THE GROSS OPERATING REVENUE OF SAID UTILITY DERIVED FROM ARIZONA INTRASTATE UTILITY OPERATIONS DURING THE CALENDAR YEAR WAS:

Arizona Intrastate Gross Operating Revenues Only (\$)

\$18,961,893

(The amount in the box above includes

\$0

in sales taxes
billed or collected)

Crystal Greene
signature of owner/official

623-298-3744

telephone no.

SUBSCRIBED AND SWORN TO BEFORE ME A NOTARY PUBLIC
IN AND FOR THE COUNTY

THIS

11th

DAY OF

Maricopa
(county name)
April 2023
(month) and (year)

MY COMMISSION EXPIRES

April 29, 2025
(date)



Micky Chetty
(signature of notary public)

Verification and Sworn Statement (Residential Revenue)

Verification:

State of Arizona I, the undersigned of the
(state name)

County of (county name):

Maricopa

Name (owner or official) title:

Crystal Greene, Secretary/Treasurer

Company name:

Liberty Utilities (Litchfield Park Water and Sewer) Corp

DO SAY THAT THIS ANNUAL UTILITY PROPERTY TAX AND SALES TAX REPORT TO THE ARIZONA CORPORATION COMMISSION.

FOR THE YEAR ENDING: 12/31/2022

HAS BEEN PREPARED UNDER MY DIRECTION, FROM THE ORIGINAL BOOKS, PAPERS AND RECORDS OF SAID UTILITY; THAT I HAVE CAREFULLY EXAMINED THE SAME, AND DECLARE THE SAME TO BE A COMPLETE AND CORRECT STATEMENT OF BUSINESS AND AFFAIRS OF SAID UTILITY FOR THE PERIOD COVERED BY THIS REPORT IN RESPECT TO EACH AND EVERY MATTER AND THING SET FORTH, TO THE BEST OF MY KNOWLEDGE, INFORMATION AND BELIEF.

Sworn Statement: IN ACCORDANCE WITH THE REQUIREMENTS OF TITLE 40, ARTICLE 8, SECTION 40-401, ARIZONA REVISED STATUTES, IT IS HEREIN REPORTED THAT THE GROSS OPERATING REVENUE OF SAID UTILITY DERIVED FROM ARIZONA INTRASTATE UTILITY OPERATIONS RECEIVED FROM RESIDENTIAL CUSTOMERS DURING THE CALENDAR YEAR WAS:

Arizona Intrastate Gross Operating Revenues Only (\$)

\$14,434,061

(The amount in the box above includes

\$0 in sales taxes

billed or collected)

Crystal Greene
signature of owner/official

623-298-3744

telephone no.

SUBSCRIBED AND SWORN TO BEFORE ME A NOTARY PUBLIC
IN AND FOR THE COUNTY

Maricopa
(county name)

THIS

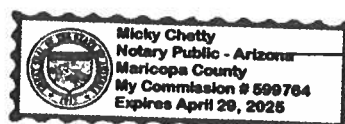
11th

DAY OF

April 2023
(month) and (year)

MY COMMISSION EXPIRES

April 29, 2025
(date)



Micky Chetty
(signature of notary public)

Full Gross-up Method for Income Tax Statement of Certification

Verification:

State of Arizona I, the undersigned of the
(state name)

County of (county name): Maricopa
Name (owner or official) title: Crystal Greene, Secretary/Treasurer
Company name: Liberty Utilities (Litchfield Park Water and Sewer) Corp

FOR THE YEAR ENDING: 12/31/2022

Sworn Statement: IN ACCORDANCE WITH THE REQUIREMENTS OF DECISION NO. 77084, BECAUSE THE UTILITY REQUIRES THE GROSS UP OF ADVANCES AND CONTRIBUTIONS, I HEREBY STATE THAT THE UTILITY HAS INCURRED OR IS EXPECTED TO INCUR A NET INCREASE IN CURRENT INCOME TAX EXPENSE OR A DECREASE IN DEFERRED TAX ASSET FOR A CARRY FORWARD ACCORDING TO GAAP IN AN AMOUNT EQUAL TO OR GREATER THAN THE AMOUNT OF THE REQUIRED GROSS UP PAID BY DEVELOPERS IN THE PERIOD COVERED BY THIS ANNUAL REPORT.

Crystal Greene
signature of owner/official


623-298-3744
telephone no.

SUBSCRIBED AND SWORN TO BEFORE ME A NOTARY PUBLIC
IN AND FOR THE COUNTY

Maricopa
(county name)

THIS 11th DAY OF April 2023
(month) and (year)

MY COMMISSION EXPIRES April 29, 2025
(date)



Mickey Chetty
(signature of notary public)

Liberty Utilities (Litchfield Park Water & Sewer) Corp.
Collections Department
Effluent Read Information - 2022

Acre Ft

Month	Discharge to the RID Canal	Discharge to the SEAP	Palm Valley# 3 # 410721	Palm Valley# 5 #410720	Peeble Creek #406254	Mediema Produce #416183	City of Goodyear Regional Lake #408653	City of Goodyear #416060	Operator Pond Change Out	PV WRF Effluent Meter
January	460.18	0.00	0.00	0.00	0.00	0.00	2.64	0.03	0.00	497.03
February	394.85	0.00	0.00	12.27	8.65	0.00	8.21	0.03	0.00	454.21
March	354.30	33.13	0.00	23.25	45.85	0.00	7.98	4.92	0.00	497.91
April	351.46	20.41	0.00	24.40	53.42	0.00	12.35	9.57	0.00	489.87
May	370.48	0.00	0.00	39.43	35.56	0.00	18.10	11.51	0.00	485.23
June	448.46	0.00	0.00	0.00	0.00	0.00	0.02	0.18	0.00	474.93
July	350.97	86.18	0.00	9.27	27.43	0.00	8.18	4.58	0.00	493.90
August	128.30	293.34	0.00	0.00	65.79	0.00	7.93	5.53	0.00	516.90
September	142.73	246.18	0.00	17.36	51.74	0.00	17.74	7.13	0.00	501.17
October	108.06	269.42	0.86	36.71	82.98	0.00	16.05	12.00	0.00	524.83
November	113.45	195.99	0.00	26.61	56.03	0.00	5.33	3.16	0.00	499.39
December	169.70	275.15	0.00	6.00	21.10	0.00	4.27	2.48	0.00	513.62
Total Effluent Acre FT	3,392.96	1,419.79	0.86	195.31	448.55	0.00	108.80	61.12	0.00	5,949.00