

ANNUAL REPORT

Of

Company Name: **Mountain Pass Utility Company**
9532 E. Riggs Rd

Mailing Address: Sun Lakes AZ
85248

RECEIVED BY EMAIL
5/14/2021, 10:20 AM
ARIZONA CORPORATION COMMISSION
UTILITIES DIVISION

Docket No.: **SW-03841A**
For the Year Ended: **12/31/20**

WASTEWATER UTILITY

To

Arizona Corporation Commission

Due on April 15th

Email: Util-Compliance@azcc.gov, mail or deliver the completed Annual Report to:
Arizona Corporation Commission
Compliance Section - Utilities Division
1200 West Washington Street
Phoenix, Arizona 85007

Application Type: **Original Filing**
Application Date: **4/21/2021**

ARIZONA CORPORATION COMMISSION
 WASTEWATER UTILITY ANNUAL REPORT
 Mountain Pass Utility Company
 A Class Utility

For the Calendar Year Ended: 12/31/20

Primary Address:
 City: State: Zip Code:

Telephone Number:

Date of Original Organization of Utility:

Person to whom correspondence should be addressed concerning this report:

Name:
 Telephone No. :
 Address:
 City: State: Zip Code:
 Email:

On-Site Manager

Name:
 Telephone No. :
 Address:
 City: State: Zip Code:
 Email:

NA

Name:
 Telephone No. :
 Address:
 City: State: Zip Code:
 Email:

na

Name:
 Telephone No. :
 Address:
 City: State: Zip Code:
 Email:

NA

Name:
 Telephone No. :
 Address:
 City: State: Zip Code:
 Email:

Ownership:

Counties Served:

ARIZONA CORPORATION COMMISSION
WASTEWATER UTILITY ANNUAL REPORT
Mountain Pass Utility Company

Important changes during the year

<input type="checkbox"/>	No	For those companies not subject to the affiliated interest rules, has there been a change in ownership or direct control during the year?
		If yes, please provide specific details in the box below.
		N/A

<input type="checkbox"/>	No	Has the company been notified by any other regulatory authorities during the year, that they are out of compliance?
		If yes, please provide specific details in the box below.
		N/A

Utility Plant in Service (Wastewater)							
Account No.	Description	Beginning Year Original Cost	Current Year Additions	Current Year Retirements	Adjusted Original Cost	Accumulated Depreciation	OCLD (OC less AD)
351	Organization	\$4,617	\$0	\$0	\$4,617	\$0	\$4,617
352	Franchises	0	0	0	0	0	0
353	Land and Land Rights	0	0	0	0	0	0
354	Structures and Improvements	70,056	0	0	70,056	4,222	65,834
355	Power Generation Equipment	4,746	0	0	4,746	490	4,256
360	Collections Wastewater - Force	0	0	0	0	0	0
361	Collections Wastewater - Gravity	2,514,499	1,418,285	0	3,932,784	328,994	3,603,790
362	Special Collecting Structures	0	0	0	0	0	0
363	Services to Customers	973,553	488,800	0	1,462,353	134,683	1,327,670
364	Flow Measuring Devices	15,156	0	0	15,156	2,715	12,441
365	Flow Measuring Installations	0	0	0	0	0	0
366	Reuse Services	0	0	0	0	0	0
367	Reuse Meters & Meter Installations	0	0	0	0	0	0
370	Receiving Wells	0	0	0	0	0	0
371	Pumping Equipment	13,919	0	0	13,919	(53,889)	67,808
374	Reuse Distribution Reservoirs	0	0	0	0	0	0
375	Reuse Trans. And Distr. Equipment	0	0	0	0	0	0
380	Treatment and Disposal Equipment	5,080,656	0	0	5,080,656	1,160,857	3,919,799
381	Plant Sewers	0	0	0	0	0	0
382	Outfall Sewer Lines	0	0	0	0	0	0
389	Other Plant and Misc. Equipment	756	0	0	756	117	639
390	Office Furniture and Equipment	47	0	0	47	8	39
390.1	Computer & Software	0	0	0	0	0	0
391	Transportation Equipment	93,985	0	0	93,985	15,969	78,016
392	Stores Equipment	0	0	0	0	0	0
393	Tools, Shop and Garage Equipment	1,522	0	0	1,522	75	1,447
394	Laboratory Equipment	4,370	0	0	4,370	153	4,217
395	Power Operated Equipment	0	0	0	0	0	0
396	Communication Equipment	9,058	0	0	9,058	(6,421)	15,479
397	Miscellaneous Equipment	0	0	0	0	0	0
398	Other Tangible Plant	0	0	0	0	0	0
	Totals	\$8,786,940	\$1,907,085	\$0	\$10,694,025	\$1,587,973	\$9,106,052

Instructions: Fill out the Grey Cells with the relevent information. Input 0 or none if there is nothing recorded in that account or there is no applicable information to report.

Mountain Pass Utility Company
 Annual Report
 Depreciation Expense for the Current Year (Wastewater)
 12/31/20

Depreciation Expense for the Current Year (Wastewater)								
Account No.	Description	Beginning Year Original Cost	Current Year Additions	Current Year Retirements	Adjusted Original Cost	Fully Depreciated/Non-depreciable Plant	Depreciation Percentages	Depreciation Expense
351	Organization	\$4,617	\$0	\$0	\$4,617	\$4,617	0.00%	0
352	Franchises	0	0	0	0	0	0.00%	0
353	Land and Land Rights	0	0	0	0	0	0.00%	0
354	Structures and Improvements	70,056	0	0	70,056	0	2.00%	1,401
355	Power Generation Equipment	4,746	0	0	4,746	0	2.00%	95
360	Collections Wastewater - Force	0	0	0	0	0	2.00%	0
361	Collections Wastewater - Gravity	2,514,499	1,418,285	0	3,932,784	0	1.65%	64,836
362	Special Collecting Structures	0	0	0	0	0	0.00%	0
363	Services to Customers	973,553	488,800	0	1,462,353	0	1.65%	24,114
364	Flow Measuring Devices	15,156	0	0	15,156	0	2.00%	303
365	Flow Measuring Installations	0	0	0	0	0	2.00%	0
366	Reuse Services	0	0	0	0	0	2.00%	0
367	Reuse Meters & Meter Installations	0	0	0	0	0	2.00%	0
370	Receiving Wells	0	0	0	0	0	2.00%	0
371	Pumping Equipment	13,919	0	0	13,919	0	2.00%	278
374	Reuse Distribution Reservoirs	0	0	0	0	0	2.00%	0
375	Reuse Trans. And Distr. Equipment	0	0	0	0	0	2.00%	0
380	Treatment and Disposal Equipment	5,080,656	0	0	5,080,656	0	2.00%	101,613
381	Plant Sewers	0	0	0	0	0	2.00%	0
382	Outfall Sewer Lines	0	0	0	0	0	2.00%	0
389	Other Plant and Misc. Equipment	756	0	0	756	0	2.00%	15
390	Office Furniture and Equipment	47	0	0	47	0	2.00%	1
390.1	Computer & Software	0	0	0	0	0	2.00%	0
391	Transportation Equipment	93,985	0	0	93,985	0	2.00%	1,880
392	Stores Equipment	0	0	0	0	0	2.00%	0
393	Tools, Shop and Garage Equipment	1,522	0	0	1,522	0	2.00%	30
394	Laboratory Equipment	4,370	0	0	4,370	0	2.00%	87
395	Power Operated Equipment	0	0	0	0	0	2.00%	0
396	Communication Equipment	9,058	0	0	9,058	0	2.00%	181
397	Miscellaneous Equipment	0	0	0	0	0	2.00%	0
398	Other Tangible Plant	0	0	0	0	0	2.00%	0
	Subtotal	\$8,786,940	\$1,907,085	\$0	\$10,694,025	\$4,617		\$194,835

Contribution(s) in Aid of Construction (Gross)	\$0
Less: Non Amortizable Contribution(s)	0
Fully Amortized Contribution(s)	0
Amortizable Contribution(s)	\$0
Times: Proposed Amortization Rate	1.82%
Amortization of CIAC	\$0

Less: Amortization of CIAC

DEPRECIATION EXPENSE

Instructions: Fill out the Grey Cells with the relevant information. Input 0 or none if there is nothing recorded in that account or there is no applicable information to report.

Mountain Pass Utility Company
Annual Report
Balance Sheet Assets
12/31/20

Balance Sheet Assets				
	Assets		Balance at Beginning of Year (2020)	Balance at End of Year (2020)
Account No.	Current and Accrued Assets			
131	Cash		\$324,277	\$200,766
132	Special Deposits		0	0
134	Working Funds		0	0
135	Temporary Cash Investments		0	0
141	Customer Accounts Receivable		51,430	61,482
142	Other Accounts Receivable		481	2,117
143	Accumulated Provision for Uncollectable Accounts		0	0
145	Accounts Receivable - Related Parties		2,254	2,439
146	Notes Receivable from Associated Companies		239,319	238,785
151	Plant Material and Supplies		0	0
162	Prepayments		0	514
173	Accrued Utility Revenue		0	0
174	Miscellaneous Current and Accrued Assets		0	0
181	Unamortized Debt Discounts		0	0
	Total Current and Accrued Assets		\$617,761	\$506,103
	Deferred Debits			
186.1	Deferred Rate Case Expense		\$0	\$0
	Total Deferred Debits		\$0	\$0
	Fixed Assets			
101	Utility Plant in Service*		\$8,786,940	\$10,694,025
103	Property Held for Future Use		0	0
105	Construction Work in Progress		12,629	32,057
108	Accumulated Depreciation (enter as negative)*		(1,393,138)	(1,587,973)
121	Non-Utility Property		0	0
122	Accumulated Depreciation - Non Utility		0	0
	Total Fixed Assets		\$7,406,431	\$9,138,108
	Total Assets		\$8,024,192	\$9,644,212

Note these items feed automatically from the adjusted end of year balance from AR4.

Mountain Pass Utility Company
Annual Report
Balance Sheet Liabilities and Owners Equity

Balance Sheet Liabilities and Owners Equity				
	Liabilities		Balance at Beginning of Year (2020)	Balance at End of Year (2020)
Account No.	Current Liabilities			
231	Accounts Payable		\$11,635	\$24,633
232	Notes Payable (Current Portion)		0	0
233	Accounts Payable - Related Party		106,118	1,353,274
234	Notes Payable to Associated Companies		0	0
235	Customer Deposits		0	0
236	Accrued Taxes		10,929	14,245
237	Accrued Interest		0	0
241	Miscellaneous Current and Accrued Liabilities		3,506	3,729
253	Other Deferred Credits		0	0
	Total Current Liabilities		\$132,188	\$1,395,881
	Long Term Debt			
224	Long Term Debt (Notes and Bonds)		\$0	\$0
	Total Long Term Debt		\$0	\$0
	Deferred Credits			
252	Advances in Aid of Construction		\$0	\$0
255	Accumulated Deferred Investment Tax Credits		0	0
271	Contributions in Aid of Construction		0	0
272	Less: Amortization of Contributions		0	0
281	Accumulated Deferred Income Tax		0	0
	Total Deferred Credits		\$0	\$0
	Total Liabilities		\$132,188	\$1,395,881
	Capital Accounts			
201	Common Stock Issued		\$50,000	\$50,000
211	Other Paid-In Capital		8,182,338	8,282,332
215	Retained Earnings		(340,334)	(84,001)
218	Proprietary Capital (Sole Props and Partnerships)		0	0
	Total Capital		\$7,892,004	\$8,248,331
	Total Liabilities and Capital		\$8,024,192	\$9,644,212

Note: Total liabilities and Capital must match total assets for the beginning and end of the year!

Mountain Pass Utility Company
Annual Report
Wastewater Comparative Income Statement
12/31/20

Wastewater Comparative Income Statement			
Account No.	Calendar Year	Current Year 01/01/2020 -	Last Year 01/01/2019 -
	Operating Revenue		
521	Flat Rate Revenues	\$684,769	\$586,781
522	Measured Revenues	24,980	20,757
534	Rents from Wastewater Property	0	0
536	Other Wastewater Revenues	7,862	7,698
	Total Revenues	\$717,612	\$615,236
	Operating Expenses		
701	Salaries and Wages	\$42,662	\$46,588
703	Salaries and Wages - Officers	\$1,721	\$1,716
704	Employee Pensions and Benefits	8,794	10,300
710	Purchased Wastewater Treatment	0	0
711	Sludge Removal Expense	50,850	44,115
715	Purchased Power	74,415	59,871
716	Fuel for Power Production	0	0
718	Chemicals	0	239
720	Materials and Supplies	0	0
720.1	Repairs and Maintenance	10,801	17,663
720.2	Office Supplies and Expense	9,510	7,414
721	Office Expense	0	0
731	Contractual Services -Engineering	0	0
732	Contractual Services - Accounting	505	500
733	Contractual Services - Legal	0	0
734	Contractual Services - Management Fees	0	0
735	Contractual Services - Testing	7,376	9,804
736	Contractual Services - Other	3,000	3,006
740	Rents - Building	0	0
742	Rents - Equipment	0	0
750	Transportation Expenses	14,996	14,895
756	Insurance - Vehicle	3,761	2,893
757	Insurance - General Liability	11,544	12,529
758	Insurance - Worker's Compensation	0	0
759	Insurance - Other	0	0
760	Advertising Expense	0	0
766	Regulatory Commission Expense - Rate Case	0	0
767	Regulatory Commission Expense - Other	0	0
770	Bad Debt Expense	19	59
775	Miscellaneous Expense	2,829	3,389
403	Depreciation Expense (From Schedule AR4)	194,835	174,012
407.4	Amortization of Regulatory Asset	0	0
407.5	Amortization of Regulatory Liability	0	0
408	Taxes Other Than Income	0	0
408.11	Property Taxes	24,375	20,526
408.12	Payroll Taxes	2,171	4,171
408.13	Other Taxes and Licenses	6,721	6,766
409	Income Taxes	0	0
434	Rate Case Adjustments	0	0
	Total Operating Expenses	\$470,886	\$440,456
	Operating Income / (Loss)	\$246,725	\$174,780
	Other Income / (Expense)		
414	Gain (Loss) on Dispositions	\$0	\$0
419	Interest and Dividend Income	7,475	10,061
421	Non-Utility Income	2,133	494
426	Miscellaneous Non-Utility (Expense)	0	0
427	Interest (Expense)	0	0
	Total Other Income / (Expense)	\$9,608	\$10,555
	Net Income / (Loss)	\$256,333	\$185,335

Instructions: Fill out the Grey Cells with the relevant information. Input 0 or none if there is nothing recorded in that account or there is no applicable information to report.

Full time equivalent employees

	Direct Company	Allocated	Outside service	Total
President	0.0	0.0	0.0	0.0
Vice-president	0.0	0.0	0.0	0.0
Manager	0.0	0.1	0.0	0.1
Engineering Staff	0.0	0.0	0.0	0.0
System Operator(s)	0.0	0.7	0.0	0.7
Customer Service	0.0	0.1	0.0	0.1
Accounting	0.0	0.0	0.1	0.1
Business Office	0.0	0.0	0.0	0.0
Rates Department	0.0	0.0	0.0	0.0
Administrative Staff	0.0	0.0	0.0	0.0
Other	0.0	0.0	0.0	0.0
Total	0.0	0.9	0.1	1.0

Instructions: Fill out the Grey Cells with the relevant information. Input 0 or none if there is nothing recorded in that account or there is no applicable information to report. A full-time employee is based on 2080 total hours per year. Please calculate partial employees using 2080 hours.

Mountain Pass Utility Company
 Annual Report
 Supplemental Financial Data (Long-Term Debt)
 12/31/20

Supplemental Financial Data (Long-Term Debt)				
	Loan #1	Loan #2	Loan #3	Loan #4
Date Issued	n/a	n/a	n/a	n/a
Source of Loan	n/a	n/a	n/a	n/a
ACC Decision No.	n/a	n/a	n/a	n/a
Reason for Loan	n/a	n/a	n/a	n/a
Dollar Amt. Issued	n/a	n/a	n/a	n/a
Amount Outstanding	n/a	n/a	n/a	n/a
Date of Maturity	n/a	n/a	n/a	n/a
Interest Rate	n/a	n/a	n/a	n/a
Current Year Interest	n/a	n/a	n/a	n/a
Current Year Principal	n/a	n/a	n/a	n/a

Meter Deposit Balance at Test Year End:	\$0
---	-----

Meter Deposits Refunded During the Test Year:	\$0
---	-----

List all bonds, notes, loans, and other types of indebtedness in which the proceeds were used in the provision of public utility service. Indebtedness incurred for personal uses by the owner of the utility should not be listed. Input 0 or none if there is nothing to report for that cell.

Wastewater Utility Plant Description

Name of System:	Mountain Pass Utility Company
Wastewater Inventory Number (if applicable):	none
Type of Treatment	Extended Aeration
Design Capacity of Plant (Gallons per day)	125,000

LIFT STATION FACILITIES					
Location	Quantity of Pumps	Horsepower Per Pump	Rated Capacity Per Pump (GPM)	Wet Well Capacity (gals)	Year Constructed
n/a	n/a	n/a	n/a	n/a	n/a
n/a	n/a	n/a	n/a	n/a	n/a
n/a	n/a	n/a	n/a	n/a	n/a
n/a	n/a	n/a	n/a	n/a	n/a
n/a	n/a	n/a	n/a	n/a	n/a
n/a	n/a	n/a	n/a	n/a	n/a
n/a	n/a	n/a	n/a	n/a	n/a
n/a	n/a	n/a	n/a	n/a	n/a
n/a	n/a	n/a	n/a	n/a	n/a
n/a	n/a	n/a	n/a	n/a	n/a
n/a	n/a	n/a	n/a	n/a	n/a
n/a	n/a	n/a	n/a	n/a	n/a
n/a	n/a	n/a	n/a	n/a	n/a
n/a	n/a	n/a	n/a	n/a	n/a
n/a	n/a	n/a	n/a	n/a	n/a
n/a	n/a	n/a	n/a	n/a	n/a
n/a	n/a	n/a	n/a	n/a	n/a
n/a	n/a	n/a	n/a	n/a	n/a
n/a	n/a	n/a	n/a	n/a	n/a

FORCE MAINS		
Size	Material	Length (Feet)
NA	NA	NA
NA	NA	NA
NA	NA	NA
NA	NA	NA
NA	NA	NA
NA	NA	NA
NA	NA	NA
NA	NA	NA
NA	NA	NA
NA	NA	NA
NA	NA	NA
NA	NA	NA

MANHOLES	
Type	Quantity
Standard	314
Drop	0

CLEANOUTS	
Quantity	
38	
0	
0	
0	

Note: If you are filing for more than one system, please provide separate sheets for each system.

Instructions: Fill out the Grey Cells with the relevent information. Input 0 or none if there is nothing recorded in that

account or there is no applicable information to report. Copy and paste this sheet as many times as is necessary.

Mountain Pass Utility Company
 Annual Report
 Wastewater Utility Plant Description (Continued)

Wastewater Utility Plant Description (Continued)					
GRAVITY MAINS			SERVICES/LATERALS		
Sizes (inches)	Material	Length (feet)	Size (inches)	Material	Quantity
4	PVC	2,023	4	PVC	1,696
8	PVC	60,864	4	na	na
10	PVC	3,089	4	na	na
12	PVC	4,882	4	na	na
15	PVC	5,923			
NA	NA	N/A			
NA	NA	N/A			
NA	NA	N/A			
NA	NA	N/A			
NA	NA	N/A			
NA	NA	N/A			
NA	NA	N/A			
NA	NA	N/A			
NA	NA	N/A			
NA	NA	N/A			

For the following five items, list the utility owned assets in each category for each system.

SOLIDS PROCESSING AND HANDLING FACILITIES	Sludge processed offsite - no solids facilities
DISINFECTION EQUIPMENT (Chlorinator, Ultra-Violet, Etc.)	Ultra-Violet
FILTRATION EQUIPMENT (Rapid Sand, Slow Sand, Activated Carbon, Etc.)	Disk Filter
STRUCTURES (Buildings, Fences, Etc.)	Fences, Steel Building-Blowers, influent pump station, package plant, UV disinfection, effluent, comminuter, SCADA and motor control building
Other (Laboratory Equipment, Tools, Vehicles, Standby, Power Generators, Etc.)	Generators, Scada, Sewer Truck

Note: If you are filing for more than one system, please provide separate sheets for each system.

Instructions: Fill out the Grey Cells with the relevant information. Input 0 or none if there is nothing recorded in that account or there

is no applicable information to report. Copy and paste this sheet as many times as is necessary.

Mountain Pass Utility Company
 Annual Report
 Wastewater Flows
 12/31/20

Wastewater Flows					
Month	Number of Services	Total Monthly Sewage Flow (Gallons)	Sewage Flow on Peak Day	Purchased Power Expense ¹	Purchased Power (kWh) ²
January	1,089	2,509,000	116,000	\$5,707	53,062
February	1,097	2,517,000	113,000	5,815	50,056
March	1,114	2,727,000	136,000	7,166	63,157
April	1,128	2,311,000	95,000	6,946	61,184
May	1,141	2,344,000	99,000	6,079	60,250
June	1,156	2,135,000	83,000	6,020	58,279
July	1,172	2,126,000	78,000	6,110	60,468
August	1,184	2,065,000	91,000	6,226	59,913
September	1,196	2,184,000	79,000	5,848	57,387
October	1,214	2,495,000	94,000	6,130	61,763
November	1,225	2,710,000	102,000	6,052	61,620
December	1,244	2,590,000	96,000	6,317	65,015
Totals		28,713,000	1,182,000	\$74,415	712,154

Provide the following information as applicable per wastewater system:

Method of Effluent Disposal	Reuse
Groundwater Permit Number	70-411330.000
ADEQ Aquifer Protection Permit ("APP") Number	105334
ADEQ Reuse Permit Number	R106284
EPA NPDES Permil Number	AZ0024775
APP Effluent Treatment Requirement (Class)?	B+
Permitted Flow Rate	.249 MGD
Permitted Organic Capacity	N/A
Hydraulic Capacity	.9 MGD (Peak)
Type of Biological Treatment	Extended Aeration (EA)

In the space below, list all violations within the past 12 months:

n/a

Note: If you are filing for more than one system, please provide separate sheets for each system.

- 1 Enter the total purchased power costs for the power meters associated with this system.
- 2 Enter the total purchased kWh used by the power meters associated with this system.

Instructions: Fill out the Grey Cells with the relevent information. Input 0 or none if there is nothing recorded in that account or there is no applicable information to report.

Other Wastewater System Information

Provide a calculation used to determine the value of one wastewater equivalent residential connection (ERC).

Use one of the following methods:

- (a) If actual flow data are available from the preceding 12 months, divide the total annual single family residence (SFR) gallons sold by the average number of single family residence customers for the same period and divide the result by 365 days.
- (b) If no historical flow data are available, use:
 $ERC = (\text{Total SFR gallons treated (Omit 000)} / 365 \text{ days} / 280 \text{ gallons per day})$

For wastewater only utilities:

Subtract all general use and other non residential customer gallons from the total gallons treated. Divide the remainder (SFR customers) by 365 days to reveal single family residence customer gallons per day.

NOTE: Total gallons treated includes both treated and purchased treatment.

ERC
Method used: (a), (b), other

What is the present system connection capacity (in ERCs *) using existing lines?

What is the future system connection capacity (in ERCs *) upon service area buildout?

Describe any plans and estimated completion dates for any enlargements or improvements of this system.

WWTP Expansion - Estimated Completion 2023.

If the utility uses reuse as a means of effluent disposal, attach a list of the reuse end users and the amount of reuse provided to each, if known.

Robson Ranch Mountains, LLC - 28,713,000 gallons

If the utility does not engage in reuse, has a reuse feasibility study been completed?

If so, when?

Mountain Pass Utility Company
 Annual Report
 Utility Shutoffs / Disconnects
 12/31/20

Utility Shutoffs / Disconnects	
Name of System:	Mountain Pass Utility Company
Wastewater Inventory Number (if applicable):	none

Month	Termination without Notice R14-2-609.B	Termination with Notice R14-2-609.C	Other
January	0	0	0
February	0	0	0
March	0	0	0
April	0	0	0
May	0	0	0
June	0	0	0
July	0	0	0
August	0	0	0
September	0	0	0
October	0	0	0
November	0	0	0
December	0	0	0
Total	0	0	0

Other (description):

n/a

Instructions: Fill out the Grey Cells with the relevent information. Input 0 or none if there is nothing recorded in that account or there is no applicable information to report.

Mountain Pass Utility Company
Annual Report
Property Taxes
12/31/20

Property Taxes	
Amount of actual property taxes paid during Calendar Year 2020 was	\$22,451

If no property taxes paid, explain why.

n/a

Instructions: Fill out the Grey Cells with the relevant information. Input 0 or none if there is nothing recorded in that account or there is no applicable information to report.

Mountain Pass Utility Company
Annual Report
Verification and Sworn Statement (Taxes)
12/31/20

Verification and Sworn Statement (Taxes)

Verification: State of Arizona I, the undersigned of the
(state name)

County of (county name): Maricopa
Name (owner or official) title: Brian Smith - Vice President
Company name: Mountain Pass Utility Company

DO SAY THAT THIS ANNUAL UTILITY PROPERTY TAX AND SALES TAX REPORT TO THE ARIZONA CORPORATION COMMISSION.

FOR THE YEAR ENDING: 12/31/20

HAS BEEN PREPARED UNDER MY DIRECTION, FROM THE ORIGINAL BOOKS, PAPERS AND RECORDS OF SAID UTILITY; THAT I HAVE CAREFULLY EXAMINED THE SAME, AND DECLARE THE SAME TO BE A COMPLETE AND CORRECT STATEMENT OF BUSINESS AND AFFAIRS OF SAID UTILITY FOR THE PERIOD COVERED BY THIS REPORT IN RESPECT TO EACH AND EVERY MATTER AND THING SET FORTH, TO THE BEST OF MY KNOWLEDGE, INFORMATION AND BELIEF.

Sworn Statement: I HEREBY ATTEST THAT ALL PROPERTY TAXES FOR SAID COMPANY ARE CURRENT AND PAID IN FULL.

I HEREBY ATTEST THAT ALL SALES TAXES FOR SAID COMPANY ARE CURRENT AND PAID IN FULL.

[Handwritten Signature]

signature of owner/official

480-895-9200

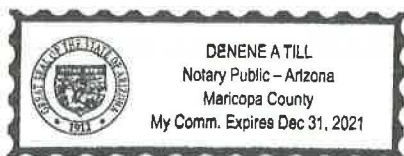
telephone no.

SUBSCRIBED AND SWORN TO BEFORE ME A NOTARY PUBLIC
IN AND FOR THE COUNTY

THIS 28th DAY OF April, 2021
(month) and (year)

Maricopa
(county name)

MY COMMISSION EXPIRES 12/31/2021
(date)



[Handwritten Signature]
(signature of notary public)

Verification and Sworn Statement

Verification:

State of Arizona I, the undersigned of the
(state name)

County of (county name): Maricopa
Name (owner or official) title: Brian Smith - Vice President
Company name: Mountain Pass Utility Company

DO SAY THAT THIS ANNUAL UTILITY PROPERTY TAX AND SALES TAX REPORT TO THE ARIZONA CORPORATION COMMISSION.

FOR THE YEAR ENDING: 12/31/20

HAS BEEN PREPARED UNDER MY DIRECTION, FROM THE ORIGINAL BOOKS, PAPERS AND RECORDS OF SAID UTILITY; THAT I HAVE CAREFULLY EXAMINED THE SAME, AND DECLARE THE SAME TO BE A COMPLETE AND CORRECT STATEMENT OF BUSINESS AND AFFAIRS OF SAID UTILITY FOR THE PERIOD COVERED BY THIS REPORT IN RESPECT TO EACH AND EVERY MATTER AND THING SET FORTH, TO THE BEST OF MY KNOWLEDGE, INFORMATION AND BELIEF.

Sworn Statement: IN ACCORDANCE WITH THE REQUIREMENTS OF TITLE 40, ARTICLE 8, SECTION 40-401, ARIZONA REVISED STATUTES, IT IS HEREIN REPORTED THAT THE GROSS OPERATING REVENUE OF SAID UTILITY DERIVED FROM ARIZONA INTRASTATE UTILITY OPERATIONS DURING THE CALENDAR YEAR WAS:

Arizona Intrastate Gross Operating Revenues Only (\$)

\$719,597

(The amount in the box above includes

\$1,985 in sales taxes
billed or collected)



signature of owner/official

480- 895-9200

telephone no.

SUBSCRIBED AND SWORN TO BEFORE ME A NOTARY PUBLIC
IN AND FOR THE COUNTY

THIS

28th

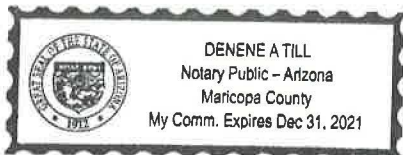
DAY OF

Maricopa
(county name)

April, 2021
(month) and (year)

MY COMMISSION EXPIRES

12/31/2021
(date)



Denene A. Till
(signature of notary public)

Verification and Sworn Statement (Residential Revenue)

Verification:

State of Arizona I, the undersigned of the
(state name)

County of (county name): Maricopa
Name (owner or official) title: Brian Smith - Vice President
Company name: Mountain Pass Utility Company

DO SAY THAT THIS ANNUAL UTILITY PROPERTY TAX AND SALES TAX REPORT TO THE ARIZONA CORPORATION COMMISSION.

FOR THE YEAR ENDING: 12/31/20

HAS BEEN PREPARED UNDER MY DIRECTION, FROM THE ORIGINAL BOOKS, PAPERS AND RECORDS OF SAID UTILITY; THAT I HAVE CAREFULLY EXAMINED THE SAME, AND DECLARE THE SAME TO BE A COMPLETE AND CORRECT STATEMENT OF BUSINESS AND AFFAIRS OF SAID UTILITY FOR THE PERIOD COVERED BY THIS REPORT IN RESPECT TO EACH AND EVERY MATTER AND THING SET FORTH, TO THE BEST OF MY KNOWLEDGE, INFORMATION AND BELIEF.

Sworn Statement: IN ACCORDANCE WITH THE REQUIREMENTS OF TITLE 40, ARTICLE 8, SECTION 40-401, ARIZONA REVISED STATUTES, IT IS HEREIN REPORTED THAT THE GROSS OPERATING REVENUE OF SAID UTILITY DERIVED FROM ARIZONA INTRASTATE UTILITY OPERATIONS RECEIVED FROM RESIDENTIAL CUSTOMERS DURING THE CALENDAR YEAR WAS:

Arizona Intrastate Gross Operating Revenues Only (\$)

\$686,018

(The amount in the box above includes

\$0 in sales taxes
billed or collected)



signature of owner/official

480- 895-9200

telephone no.

SUBSCRIBED AND SWORN TO BEFORE ME A NOTARY PUBLIC
IN AND FOR THE COUNTY

Maricopa
(county name)

THIS


28th

DAY OF

April, 2021
(month) and (year)

MY COMMISSION EXPIRES

12/31/2021
(date)



(signature of notary public)

Full Gross-up Method for Income Tax Statement of Certification

Verification:

State of Arizona I, the undersigned of the
(state name)

County of (county name): Maricopa
Name (owner or official) title: Brian Smith - Vice President
Company name: Mountain Pass Utility Company

FOR THE YEAR ENDING: 12/31/20

Sworn Statement:

IN ACCORDANCE WITH THE REQUIREMENTS OF DECISION NO. 77084, BECAUSE THE UTILITY REQUIRES THE GROSS UP OF ADVANCES AND CONTRIBUTIONS, I HEREBY STATE THAT THE UTILITY HAS NOT INCURRED NOR IS EXPECTED TO INCUR A NET INCREASE IN CURRENT INCOME TAX EXPENSE OR A DECREASE IN DEFERRED TAX ASSET FOR A CARRY FORWARD ACCORDING TO GAAP IN AN AMOUNT EQUAL TO OR GREATER THAN THE AMOUNT OF THE REQUIRED GROSS UP PAID BY DEVELOPERS IN THE PERIOD COVERED BY THIS ANNUAL REPORT.



signature of owner/official

480-895-9200

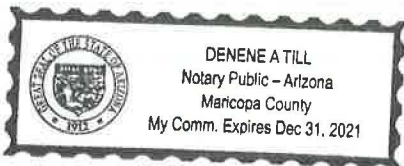
telephone no.


SUBSCRIBED AND SWORN TO BEFORE ME A NOTARY PUBLIC
IN AND FOR THE COUNTY

Maricopa
(county name)

THIS 28th DAY OF April, 2021
(month) and (year)

MY COMMISSION EXPIRES 12/31/2021
(date)




(signature of notary public)