

ANNUAL REPORT

Of

Company Name: Mountain Pass Utility Company
9532 E. Riggs Rd

Mailing Address: Sun Lakes AZ
85248

Docket No.: SW-03841A
For the Year Ended: 12/31/18

RECEIVED

MAY 14 2019

ARIZONA CORP COMMISSION
UTILITIES DIVISION - DIRECTOR'S OFFICE

WASTEWATER UTILITY

To

Arizona Corporation Commission

Due on April 15th

Email: rdelafuente@azcc.gov, mail or deliver the completed Annual Report to:
Arizona Corporation Commission
Compliance Section - Utilities Division
1200 West Washington Street
Phoenix, Arizona 85007

Application Type: Original Filing
Application Date: 4/25/2019

5-16-19

ARIZONA CORPORATION COMMISSION
WASTEWATER UTILITY ANNUAL REPORT
Mountain Pass Utility Company
A Class ☒ Utility

1. For the Calendar Year Ended: 12/31/18

2. Address:

9532 E Riggs Road			
City: Sun Lakes	State: Arizona	Zip Code: 85248	

3. Telephone Number:

480-895-9200

4. Date of Original Organization of Utility:

2000

5. Person to whom correspondence should be addressed concerning this report:

Name:

Steve Soriano

Telephone No. :

480-895-9200

Address:

9532 E Riggs Road			
City: Sun Lakes	State: Arizona	Zip Code: 85248	

Email:

Steve.Soriano@Robson.com

6. On-Site Manager:

Name:

Ed MacMeans

Telephone No. :

520-825-3423

Address:

40004 S. Ridgeview Blvd			
City: Tucson	State: Arizona	Zip Code: 85739	

Email:

Ed.MacMeans@Robson.com

7. Ownership:

"S" Corporation

8. Counties Served:

Pinal

Mountain Pass Utility Company
Annual Report
Utility Plant in Service (Wastewater)
12/31/18

Utility Plant in Service (Wastewater)							
Account No.	Description	Beginning Year Original Cost	Current Year Additions	Current Year Retirements	Adjusted Original Cost	Accumulated Depreciation	OCLD (OC less AD)
351	Organization	\$4,617	\$0	\$0	\$4,617	\$0	\$4,617
352	Franchises	0	\$0	\$0	0	0	0
353	Land and Land Rights	0	\$0	\$0	0	0	0
354	Structures and Improvements	14,662	53,232	0	67,894	1,435	66,459
355	Power Generation Equipment	4,746	0	0	4,746	301	4,445
360	Collections Wastewater - Force	0	0	0	0	0	0
361	Collections Wastewater - Gravity	1,892,673	549,710	0	2,442,383	214,830	2,227,553
362	Special Collecting Structures	0	0	0	0	0	0
363	Services to Customers	756,693	182,858	0	939,551	91,551	848,000
364	Flow Measuring Devices	15,156	0	0	15,156	2,109	13,047
365	Flow Measuring Installations	0	0	0	0	0	0
366	Reuse Services	0	0	0	0	0	0
367	Reuse Meters & Meter Installations	0	0	0	0	0	0
370	Receiving Wells	0	0	0	0	0	0
371	Pumping Equipment	69,011	7,073	62,165	13,919	(\$4,445)	68,364
374	Reuse Distribution Reservoirs	0	0	0	0	0	0
375	Reuse Trans. And Distr. Equipment	0	0	0	0	0	0
380	Treatment and Disposal Equipment	5,024,621	8,834	5,950	5,027,505	966,152	4,061,353
381	Plant Sewers	0	0	0	0	0	0
382	Outfall Sewer Lines	0	0	0	0	0	0
389	Other Plant and Misc. Equipment	756	0	0	756	86	670
390	Office Furniture and Equipment	47	0	0	47	6	41
390.1	Computer & Software	0	0	0	0	0	0
391	Transportation Equipment	93,985	0	0	93,985	12,210	81,775
392	Stores Equipment	0	0	0	0	0	0
393	Tools, Shop and Garage Equipment	0	853	0	853	14	839
394	Laboratory Equipment	0	0	0	0	0	0
395	Power Operated Equipment	0	0	0	0	0	0
396	Communication Equipment	9,058	0	0	9,058	(6,784)	15,842
397	Miscellaneous Equipment	0	0	0	0	0	0
398	Other Tangible Plant	0	0	0	0	0	0
	Totals	\$7,886,025	\$802,560	\$68,115	\$8,620,470	\$1,227,465	\$7,393,005

Instructions: Fill out the Grey Cells with the relevant information. Input 0 or none if there is nothing recorded in that account or there is no applicable information to report.

Mountain Pass Utility Company
Annual Report
Depreciation Expense for the Current Year (Wastewater)
12/31/18

Depreciation Expense for the Current Year (Wastewater)								
Account No.	Description	Beginning Year Original Cost	Current Year Additions	Current Year Retirements	Adjusted Original Cost	Fully Depreciated/Non- depreciable Plant	Depreciation Percentages	Depreciation Expense
351	Organization	\$4,617	\$0	\$0	\$4,617	0	0.00%	\$0
352	Franchises	0	0	0	0	0	0.00%	0
353	Land and Land Rights	0	0	0	0	0	0.00%	0
354	Structures and Improvements	14,662	53,232	0	67,894	0	0.97%	659
355	Power Generation Equipment	4,746	0	0	4,746	0	2.00%	95
360	Collections Wastewater - Force	0	0	0	0	0	0.00%	0
361	Collections Wastewater - Gravity	1,892,673	549,710	0	2,442,383	0	1.88%	45,818
362	Special Collecting Structures	0	0	0	0	0	0.00%	0
363	Services to Customers	756,693	182,858	0	939,551	0	1.92%	18,066
364	Flow Measuring Devices	15,156	0	0	15,156	0	2.00%	303
365	Flow Measuring Installations	0	0	0	0	0	0.00%	0
366	Reuse Services	0	0	0	0	0	0.00%	0
367	Reuse Meters & Meter Installations	0	0	0	0	0	0.00%	0
370	Receiving Wells	0	0	0	0	0	0.00%	0
371	Pumping Equipment	69,011	7,073	62,165	13,919	0	4.96%	690
374	Reuse Distribution Reservoirs	0	0	0	0	0	0.00%	0
375	Reuse Trans. And Distr. Equipment	0	0	0	0	0	0.00%	0
380	Treatment and Disposal Equipment	5,024,621	8,834	5,950	5,027,505	0	2.00%	100,548
381	Plant Sewers	0	0	0	0	0	0.00%	0
382	Outfall Sewer Lines	0	0	0	0	0	0.00%	0
389	Other Plant and Misc. Equipment	756	0	0	756	0	1.98%	15
390	Office Furniture and Equipment	47	0	0	47	0	2.13%	1
390.1	Computer & Software	0	0	0	0	0	0.00%	0
391	Transportation Equipment	93,985	0	0	93,985	0	2.00%	1,880
392	Stores Equipment	0	0	0	0	0	0.00%	0
393	Tools, Shop and Garage Equipment	0	853	0	853	0	1.76%	15
394	Laboratory Equipment	0	0	0	0	0	0.00%	0
395	Power Operated Equipment	0	0	0	0	0	0.00%	0
396	Communication Equipment	9,058	0	0	9,058	0	2.00%	181
397	Miscellaneous Equipment	0	0	0	0	0	0.00%	0
398	Other Tangible Plant	0	0	0	0	0	0.00%	0
	Subtotal	\$7,886,025	\$802,560	\$68,115	\$8,620,470	\$0		\$168,271

Contribution(s) in Aid of Construction (Gross)	\$0
Less: Non Amortizable Contribution(s)	0
Fully Amortized Contribution(s)	0
Amortizable Contribution(s)	\$0
Times: Proposed Amortization Rate	1.95%
Amortization of CIAC	\$0

Less: Amortization of CIAC

DEPRECIATION EXPENSE

Instructions: Fill out the Grey Cells with the relevant information. Input 0 or none if there is nothing recorded in that account or there is no applicable information to report.

Mountain Pass Utility Company
Annual Report
Balance Sheet Assets
12/31/18

Balance Sheet Assets				
	Assets		Balance at Beginning of Year (2018)	Balance at End of Year (2018)
Account No.	Current and Accrued Assets			
131	Cash		\$24,840	\$27,300
132	Special Deposits		0	0
135	Temporary Cash Investments		0	0
141	Customer Accounts Receivable		35,672	44,526
142	Other Accounts Receivable		0	189
143	Accumulated Provision for Uncollectable Accounts		0	0
145	Accounts Receivable - Related Parties		1,599	1,558
146	Notes Receivable from Associated Companies		30,481	110,578
151	Plant Material and Supplies		0	0
162	Prepayments		0	0
173	Accrued Utility Revenue		0	0
174	Miscellaneous Current and Accrued Assets		0	0
181	Unamortized Debt Discounts		0	0
	Total Current and Accrued Assets		\$92,592	\$184,151
	Deferred Debits			
186.1	Deferred Rate Case Expense		\$0	\$0
	Total Deferred Debits		\$0	\$0
	Fixed Assets			
101	Utility Plant in Service*		\$7,886,025	\$8,620,470
103	Property Held for Future Use		0	0
105	Construction Work in Progress		11,066	12,630
108	Accumulated Depreciation (enter as negative)*		(1,127,309)	(1,227,465)
121	Non-Utility Property		0	0
122	Accumulated Depreciation - Non Utility		0	0
	Total Fixed Assets		\$6,769,782	\$7,405,635
	Total Assets		\$6,862,374	\$7,589,786

Instructions: Fill out the Grey Cells with the relevant information. Input 0 or none if there is nothing recorded in that account or there is no applicable information to report.

Note these items feed automatically from the adjusted end of year balance from AR4.

Mountain Pass Utility Company
Annual Report
Balance Sheet Liabilities and Owners Equity

Balance Sheet Liabilities and Owners Equity				
	Liabilities		Balance at Beginning of Year (2018)	Balance at End of Year (2018)
Account No.	Current Liabilities			
231	Accounts Payable		\$29,687	\$9,414
232	Notes Payable (Current Portion)		0	0
233	Accounts Payable - Related Party		0	273,826
234	Notes Payable to Associated Companies		0	0
235	Customer Deposits		0	0
236	Accrued Taxes		6,894	8,146
237	Accrued Interest		0	0
241	Miscellaneous Current and Accrued Liabilities		1,492	1,257
253	Other Deferred Credits		0	0
	Total Current Liabilities		\$38,073	\$292,643
	Long Term Debt			
224	Long Term Debt (Notes and Bonds)		\$0	\$0
	Total Long Term Debt		\$0	\$0
	Deferred Credits			
252	Advances in Aid of Construction		\$0	\$0
255	Accumulated Deferred Investment Tax Credits		0	0
271	Contributions in Aid of Construction		0	0
272	Less: Amortization of Contributions		0	0
281	Accumulated Deferred Income Tax		0	0
	Total Deferred Credits		\$0	\$0
	Total Liabilities		\$38,073	\$292,643
	Capital Accounts			
201	Common Stock Issued		\$50,000	\$50,000
211	Other Paid-In Capital		7,457,873	7,772,812
215	Retained Earnings		(683,572)	(525,669)
218	Proprietary Capital (Sole Props and Partnerships)		0	0
	Total Capital		\$6,824,301	\$7,297,143
	Total Liabilities and Capital		\$6,862,374	\$7,589,786

Instructions: Fill out the Grey Cells with the relevant information. Input 0 or none if there is nothing recorded in that account or there is no applicable information to report.

Note: Total liabilities and Capital must match total assets for the beginning and end of the year!

Mountain Pass Utility Company
Annual Report
Wastewater Comparative Income Statement
12/31/18

Wastewater Comparative Income Statement			
Account No.	Calendar Year	Current Year 01/01/2018 -	Last Year 01/01/2017 -
	Operating Revenue		
521	Flat Rate Revenues	\$493,612	\$373,773
522	Measured Revenues	16,891	17,880
534	Rents from Wastewater Property	0	0
536	Other Wastewater Revenues	5,521	5,654
	Total Revenues	\$516,024	\$397,307
	Operating Expenses		
701	Salaries and Wages	\$31,783	\$14,816
703	Salaries and Wages - Officers	1,716	\$1,715
704	Employee Pensions and Benefits	6,025	3,498
710	Purchased Wastewater Treatment	0	0
711	Sludge Removal Expense	40,805	23,650
715	Purchased Power	38,795	48,369
716	Fuel for Power Production	0	0
718	Chemicals	0	310
720	Materials and Supplies	0	0
720.1	Repairs and Maintenance	11,590	8,886
720.2	Office Supplies and Expense	6,665	5,412
721	Office Expense	0	0
731	Contractual Services - Engineering	0	0
732	Contractual Services - Accounting	600	440
733	Contractual Services - Legal	1,634	0
734	Contractual Services - Management Fees	0	0
735	Contractual Services - Testing	7,225	14,224
736	Contractual Services - Other	3,120	4,316
740	Rents - Building	0	0
742	Rents - Equipment	117	0
750	Transportation Expenses	4,139	2,667
756	Insurance - Vehicle	1,159	2,094
757	Insurance - General Liability	6,798	6,853
758	Insurance - Worker's Compensation	0	0
759	Insurance - Other	0	0
760	Advertising Expense	0	0
766	Regulatory Commission Expense - Rate Case	0	0
767	Regulatory Commission Expense - Other	0	0
770	Bad Debt Expense	8	22
775	Miscellaneous Expense	3,112	2,468
403	Depreciation Expense (From Schedule AR4)	168,271	155,940
408	Taxes Other Than Income	9,989	6,766
408.11	Property Taxes	16,064	13,583
408.12	Payroll Taxes	2,192	1,120
409	Income Taxes	0	0
	Total Operating Expenses	\$361,827	\$317,149
	Operating Income / (Loss)	\$154,197	\$80,158
	Other Income / (Expense)		
414	Gain (Loss) on Dispositions	\$0	\$0
419	Interest and Dividend Income	3,297	3,704
421	Non-Utility Income	409	215
426	Miscellaneous Non-Utility (Expense)	0	0
427	Interest (Expense)	0	0
	Total Other Income / (Expense)	\$3,706	\$3,919
	Net Income / (Loss)	\$157,903	\$84,077

Instructions: Fill out the Grey Cells with the relevant information. Input 0 or none if there is nothing recorded in that account or there is no applicable information to report.

Mountain Pass Utility Company
Annual Report
Full time equivalent employees
12/31/18

Full time equivalent employees

	Direct Company	Outside service	Total
President	0.0000	0.0003	0.0003
Vice-president	0.0020	0.0000	0.0020
Manager	0.0487	0.0190	0.0677
Engineering Staff	0.0000	0.0000	0.0000
System Operator(s)	0.2353	0.0000	0.2353
Customer Service	0.0977	0.0000	0.0977
Accounting	0.0000	0.0730	0.0730
Business Office	0.0000	0.0020	0.0020
Rates Department	0.0000	0.0000	0.0000
Administrative Staff	0.0245	0.0000	0.0245
Other	0.0000	0.0000	0.0000
Total	0.4082	0.0943	0.5025

Instructions: Fill out the Grey Cells with the relevant information. Input 0 or none if there is nothing recorded in that account or there is no applicable information to report. A full-time employee is based on 2080 total hours per year. Please calculate partial employees using 2080 hours.

Mountain Pass Utility Company
Annual Report
Supplemental Financial Data (Long-Term Debt)
12/31/18

Supplemental Financial Data (Long-Term Debt)				
	Loan #1	Loan #2	Loan #3	Loan #4
Date Issued	n/a	n/a	n/a	n/a
Source of Loan	n/a	n/a	n/a	n/a
ACC Decision No.	n/a	n/a	n/a	n/a
Reason for Loan	n/a	n/a	n/a	n/a
Dollar Amt. Issued	n/a	n/a	n/a	n/a
Amount Outstanding	n/a	n/a	n/a	n/a
Date of Maturity	n/a	n/a	n/a	n/a
Interest Rate	n/a	n/a	n/a	n/a
Current Year Interest	n/a	n/a	n/a	n/a
Current Year Principal	n/a	n/a	n/a	n/a

Meter Deposit Balance at Test Year End:	\$0
---	-----

Meter Deposits Refunded During the Test Year:	\$0
---	-----

List all bonds, notes, loans, and other types of indebtedness in which the proceeds were used in the provision of public utility service. Indebtedness incurred for personal uses by the owner of the utility should not be listed. Input 0 or none if there is nothing to report for that cell.

Mountain Pass Utility Company
Annual Report
Wastewater Utility Plant Description
12/31/18

Wastewater Utility Plant Description

Name of System:	Mountain Pass Utility Company
Wastewater Inventory Number (if applicable):	none
Type of Treatment	Extended Aeration
Design Capacity of Plant (Gallons per day)	125,000

LIFT STATION FACILITIES

Location	Quantity of Pumps	Horsepower Per Pump	Rated Capacity Per Pump (GPM)	Wet Well Capacity (gals)
n/a	n/a	n/a	n/a	n/a
n/a	n/a	n/a	n/a	n/a
n/a	n/a	n/a	n/a	n/a
n/a	n/a	n/a	n/a	n/a
n/a	n/a	n/a	n/a	n/a
n/a	n/a	n/a	n/a	n/a
n/a	n/a	n/a	n/a	n/a
n/a	n/a	n/a	n/a	n/a
n/a	n/a	n/a	n/a	n/a
n/a	n/a	n/a	n/a	n/a
n/a	n/a	n/a	n/a	n/a
n/a	n/a	n/a	n/a	n/a
n/a	n/a	n/a	n/a	n/a
n/a	n/a	n/a	n/a	n/a
n/a	n/a	n/a	n/a	n/a

FORCE MAINS

Size	Material	Length (Feet)
na	na	na
na	na	na
na	na	na
na	na	na
na	na	na
na	na	na
na	na	na
na	na	na
na	na	na
na	na	na
na	na	na

MANHOLES

Type	Quantity
Standard	238
Drop	0

CLEANOUTS

Quantity
22
0
0
0

Note: If you are filing for more than one system, please provide separate sheets for each system.

Instructions: Fill out the Grey Cells with the relevant information. Input 0 or none if there is nothing recorded in that account or there is no applicable information to report. Copy and paste this sheet as many times as is necessary.

Mountain Pass Utility Company
Annual Report
Wastewater Utility Plant Description (Continued)

Wastewater Utility Plant Description (Continued)					
COLLECTION MAINS			SERVICES/LATERALS		
Sizes (inches)	Material	Length (feet)	Size (inches)	Material	Quantity
4	PVC	2,023	4	PVC	1,217
8	PVC	42,997	4	na	na
10	PVC	3,089	4	na	na
12	PVC	4,882	4	na	na
15	PVC	2,294			
NA	NA	N/A			
NA	NA	N/A			
NA	NA	N/A			
NA	NA	N/A			
NA	NA	N/A			
NA	NA	N/A			
NA	NA	N/A			
NA	NA	N/A			
NA	NA	N/A			
NA	NA	N/A			

For the following five items, list the utility owned assets in each category for each system.

SOLIDS PROCESSING AND HANDLING FACILITIES	Sludge Hauled to Saddlebrooke Utility Company for Centrifuge Processing
DISINFECTION EQUIPMENT (Chlorinator, Ultra-Violet, Etc.)	Ultra-Violet
FILTRATION EQUIPMENT (Rapid Sand, Slow Sand, Activated Carbon, Etc.)	Disk Filter
STRUCTURES (Buildings, Fences, Etc.)	Fences, Steel Building-Blowers, influent pump station, package plant, UV disinfection, effluent, comminuter, SCADA and motor control building
Other (Laboratory Equipment, Tools, Vehicles, Standby, Power Generators, Etc.)	Generators, Scada, Sewer Truck

Note: If you are filing for more than one system, please provide separate sheets for each system.

Instructions: Fill out the Grey Cells with the relevant information. Input 0 or none if there is nothing recorded in that account or there is no applicable information to report. Copy and paste this sheet as many times as is necessary.

Mountain Pass Utility Company
Annual Report
Wastewater Flows
12/31/18

Wastewater Flows					
Month	Number of Services	Total Monthly Sewage Flow	Sewage Flow on Peak Day	Purchased Power Expense ¹	Purchased Power (kWh) ²
January	746	1,747,000	69,000	\$2,842	22,718
February	766	1,675,000	84,000	2,546	19,238
March	784	1,855,000	124,000	2,867	23,274
April	803	1,519,000	64,000	2,900	23,396
May	818	1,182,000	47,000	2,997	25,012
June	840	1,261,000	56,000	3,827	31,070
July	860	1,376,000	79,000	3,630	29,590
August	875	1,430,000	55,000	3,628	29,578
September	890	1,694,000	115,000	4,288	34,602
October	900	1,999,000	98,000	3,348	27,269
November	907	2,018,000	76,000	2,916	23,702
December	919	1,659,000	7,000	3,008	24,676
Totals		19,415,000	874,000	\$38,795	314,126

Provide the following information as applicable per wastewater system:

Method of Effluent Disposal

Groundwater Permit Number

ADEQ Aquifer Protection Permit ("APP") Number

ADEQ Reuse Permit Number

EPA NPDES Permit Number

APP Effluent Treatment Requirement (Class)?

Permitted Flow Rate

Permitted Organic Capacity

Hydraulic Capacity

Type of Biological Treatment

Reuse
70-411330.000
105334
R106284
AZ0024775
B+
.249 MGD
280 mg/l (BOD design inflow)
.9 MGD (Peak)
Extended Aeration

In the space below, list all violations within the past 12 months:

N/A

Note: If you are filing for more than one system, please provide separate sheets for each system.

1 Enter the total purchased power costs for the power meters associated with this system.

2 Enter the total purchased kWh used by the power meters associated with this system.

Instructions: Fill out the Grey Cells with the relevant information. Input 0 or none if there is nothing recorded in that account or there is no applicable information to report.

Mountain Pass Utility Company
Annual Report
Property Taxes
12/31/18

Property Taxes	
Amount of actual property taxes paid during Calendar Year 2018 was	\$14,815

If no property taxes paid, explain why.

n/a

Instructions: Fill out the Grey Cells with the relevent information. Input 0 or none if there is nothing recorded in that account or there is no applicable information to report.

Mountain Pass Utility Company
Annual Report
Verification and Sworn Statement (Taxes)
12/31/18

RECEIVED
APR 26 2019
ARIZONA CORP COMMISSION
UTILITIES DIVISION - DIRECTOR'S OFFICE

Verification and Sworn Statement (Taxes)

Verification: State of Arizona I, the undersigned of the
(state name)

County of (county name): Maricopa
Name (owner or official) title: Steve Soriano - General Manager
Company name: Mountain Pass Utility Company


DO SAY THAT THIS ANNUAL UTILITY PROPERTY TAX AND SALES TAX REPORT TO THE ARIZONA CORPORATION COMMISSION.

FOR THE YEAR ENDING: 12/31/18

HAS BEEN PREPARED UNDER MY DIRECTION, FROM THE ORIGINAL BOOKS, PAPERS AND RECORDS OF SAID UTILITY; THAT I HAVE CAREFULLY EXAMINED THE SAME, AND DECLARE THE SAME TO BE A COMPLETE AND CORRECT STATEMENT OF BUSINESS AND AFFAIRS OF SAID UTILITY FOR THE PERIOD COVERED BY THIS REPORT IN RESPECT TO EACH AND EVERY MATTER AND THING SET FORTH, TO THE BEST OF MY KNOWLEDGE, INFORMATION AND BELIEF.

Sworn Statement: I HEREBY ATTEST THAT ALL PROPERTY TAXES FOR SAID COMPANY ARE CURRENT AND PAID IN FULL.

I HEREBY ATTEST THAT ALL SALES TAXES FOR SAID COMPANY ARE CURRENT AND PAID IN FULL.



signature of owner/official

480-895-9200

telephone no.

SUBSCRIBED AND SWORN TO BEFORE ME A NOTARY PUBLIC
IN AND FOR THE COUNTY

THIS

26th

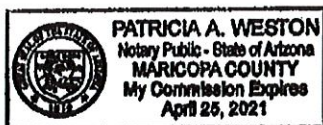
DAY OF

Maricopa
(county name)

April, 2019
(month) and (year)

MY COMMISSION EXPIRES

4/25/21
(date)




(signature of notary public)

RECEIVED

APR 26 2019

ARIZONA CORP COMMISSION
UTILITIES DIVISION - DIRECTOR'S OFFICE

Verification and Sworn Statement

Verification:

State of Arizona I, the undersigned of the
(state name)

County of (county name):

Maricopa

Name (owner or official) title:

Steve Soriano - General Manager

Company name:

Mountain Pass Utility Company

DO SAY THAT THIS ANNUAL UTILITY PROPERTY TAX AND SALES TAX REPORT TO THE ARIZONA CORPORATION COMMISSION.

FOR THE YEAR ENDING: 12/31/18

HAS BEEN PREPARED UNDER MY DIRECTION, FROM THE ORIGINAL BOOKS, PAPERS AND RECORDS OF SAID UTILITY; THAT I HAVE CAREFULLY EXAMINED THE SAME, AND DECLARE THE SAME TO BE A COMPLETE AND CORRECT STATEMENT OF BUSINESS AND AFFAIRS OF SAID UTILITY FOR THE PERIOD COVERED BY THIS REPORT IN RESPECT TO EACH AND EVERY MATTER AND THING SET FORTH, TO THE BEST OF MY KNOWLEDGE, INFORMATION AND BELIEF.

Sworn Statement: IN ACCORDANCE WITH THE REQUIREMENTS OF TITLE 40, ARTICLE 8, SECTION 40-401, ARIZONA REVISED STATUTES, IT IS HEREIN REPORTED THAT THE GROSS OPERATING REVENUE OF SAID UTILITY DERIVED FROM ARIZONA INTRASTATE UTILITY OPERATIONS DURING THE CALENDAR YEAR WAS:

Arizona Intrastate Gross Operating Revenues Only (\$)

\$517,344

(The amount in the box above includes

\$1,319

in sales taxes
billed or collected)



signature of owner/official

480-895-9200

telephone no.

SUBSCRIBED AND SWORN TO BEFORE ME A NOTARY PUBLIC
IN AND FOR THE COUNTY

THIS

26th

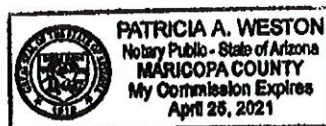
DAY OF

Maricopa
(county name)

April, 2019
(month) and (year)

MY COMMISSION EXPIRES

4/25/21
(date)




(signature of notary public)

RECEIVED
APR 26 2019

Verification and Sworn Statement (Residential Revenue)

Verification:

State of Arizona I, the undersigned of the
(state name)

County of (county name): Maricopa
Name (owner or official) title: Steve Soriano - General Manager
Company name: Mountain Pass Utility Company

DO SAY THAT THIS ANNUAL UTILITY PROPERTY TAX AND SALES TAX REPORT TO THE ARIZONA CORPORATION COMMISSION.

FOR THE YEAR ENDING: 12/31/18

HAS BEEN PREPARED UNDER MY DIRECTION, FROM THE ORIGINAL BOOKS, PAPERS AND RECORDS OF SAID UTILITY; THAT I HAVE CAREFULLY EXAMINED THE SAME, AND DECLARE THE SAME TO BE A COMPLETE AND CORRECT STATEMENT OF BUSINESS AND AFFAIRS OF SAID UTILITY FOR THE PERIOD COVERED BY THIS REPORT IN RESPECT TO EACH AND EVERY MATTER AND THING SET FORTH, TO THE BEST OF MY KNOWLEDGE, INFORMATION AND BELIEF.

Sworn Statement: IN ACCORDANCE WITH THE REQUIREMENTS OF TITLE 40, ARTICLE 8, SECTION 40-401, ARIZONA REVISED STATUTES, IT IS HEREIN REPORTED THAT THE GROSS OPERATING REVENUE OF SAID UTILITY DERIVED FROM ARIZONA INTRASTATE UTILITY OPERATIONS RECEIVED FROM RESIDENTIAL CUSTOMERS DURING THE CALENDAR YEAR WAS:

Arizona Intrastate Gross Operating Revenues Only (\$)

\$492,511
(The amount in the box above includes
\$0 in sales taxes
billed or collected)

Steve Soriano
signature of owner/official

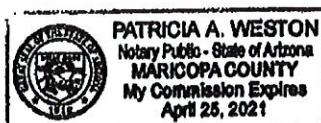
480-895-9200
telephone no.

SUBSCRIBED AND SWORN TO BEFORE ME A NOTARY PUBLIC
IN AND FOR THE COUNTY

Maricopa
(county name)

THIS 26th DAY OF April, 2019
(month) and (year)

MY COMMISSION EXPIRES 4/25/21
(date)



Patricia A. Weston
(signature of notary public)