

ANNUAL REPORT

Of

Company Name: **Pima Utility Company**
9532 E. Riggs Rd.

Mailing Address: Sun Lakes AZ
85248

Docket No.: **SW-02199A**
For the Year Ended: **12/31/18**

RECEIVED
MAY 14 2019
ARIZONA CORP COMMISSION
UTILITIES DIVISION - DIRECTOR'S OFFICE

WASTEWATER UTILITY

To

Arizona Corporation Commission

Due on April 15th

Email: rdelafuente@azcc.gov, mail or deliver the completed Annual Report to:
Arizona Corporation Commission
Compliance Section - Utilities Division
1200 West Washington Street
Phoenix, Arizona 85007

Application Type: **Original Filing**
Application Date: **4/24/2019**

5-16-19

ARIZONA CORPORATION COMMISSION
WASTEWATER UTILITY ANNUAL REPORT
Pima Utility Company
A Class ☐ B ☒ Utility

1. For the Calendar Year Ended: 12/31/18

2. Address: 9532 E Riggs Road
City: Sun Lakes State: Arizona Zip Code: 85248

3. Telephone Number: 480-895-9200

4. Date of Original Organization of Utility: 1972

5. Person to whom correspondence should be addressed concerning this report:

Name: Steve Soriano
Telephone No. : 480-895-9200
Address: 9532 E Riggs Road
City: Sun Lakes State: Arizona Zip Code: 85248
Email: Steve.Soriano@Robson.com

6. On-Site Manager:

Name: Dave Voorhees
Telephone No. : 480-895-5009
Address: 24607 S Price Road
City: Sun Lakes State: Arizona Zip Code: 85248
Email: Dave.Voorhees@Robson.com

7. Ownership: "S" Corporation

8. Counties Served: Pinal

Utility Plant in Service (Wastewater)							
Account No.	Description	Beginning Year Original Cost	Current Year Additions	Current Year Retirements	Adjusted Original Cost	Accumulated Depreciation	OCLD (OC less AD)
351	Organization	\$0	\$0	\$0	\$0	\$0	\$0
352	Franchises	0	\$0	\$0	0	0	0
353	Land and Land Rights	91,528	\$0	\$0	91,528	0	91,528
354	Structures and Improvements	496,952	83,044	0	579,996	168,262	411,734
355	Power Generation Equipment	146,713	4,729	2,524	148,918	27,288	121,630
360	Collections Wastewater - Force	1,792,951	0	0	1,792,951	147,665	1,645,286
361	Collections Wastewater - Gravity	5,725,232	38,598	0	5,763,830	2,517,443	3,246,387
362	Special Collecting Structures	0	0	0	0	0	0
363	Services to Customers	679,388	14,284	0	693,672	251,096	442,576
364	Flow Measuring Devices	0	0	0	0	0	0
365	Flow Measuring Installations	0	0	0	0	0	0
366	Reuse Services	0	0	0	0	0	0
367	Reuse Meters & Meter Installations	0	0	0	0	0	0
370	Receiving Wells	673,826	0	0	673,826	229,819	444,007
371	Pumping Equipment	3,788,903	212,330	79,523	3,921,710	3,722,403	199,307
374	Reuse Distribution Reservoirs	0	0	0	0	0	0
375	Reuse Trans. And Distr. Equipment	137,467	14,005	0	151,472	59,396	92,076
380	Treatment and Disposal Equipment	10,790,466	361,696	141,952	11,010,210	8,647,775	2,362,435
381	Plant Sewers	0	0	0	0	0	0
382	Outfall Sewer Lines	0	0	0	0	0	0
389	Other Plant and Miso. Equipment	983,475	3,725	0	987,200	983,599	3,601
390	Office Furniture and Equipment	8,853	1,686	1,278	9,261	3,396	5,865
390.1	Computer & Software	21,079	604	0	21,683	15,923	5,760
391	Transportation Equipment	61,623	0	5,500	56,123	46,132	9,991
392	Stores Equipment	0	0	0	0	0	0
393	Tools, Shop and Garage Equipment	113,030	13,057	2,894	123,193	86,551	36,642
394	Laboratory Equipment	11,645	7,538	0	19,183	6,719	12,464
395	Power Operated Equipment	17,705	0	0	17,705	629	17,076
396	Communication Equipment	198,445	21,298	12,547	207,196	173,524	33,672
397	Miscellaneous Equipment	3,454	0	0	3,454	632	2,822
398	Other Tangible Plant	0	0	0	0	0	0
	Totals	\$25,742,735	\$776,594	\$246,218	\$26,273,111	\$17,088,252	\$9,184,859

Instructions: Fill out the Grey Cells with the relevent information. Input 0 or none if there is nothing recorded in that account or there is no applicable information to report.

Pima Utility Company
Annual Report
Depreciation Expense for the Current Year (Wastewater)
12/31/18

Depreciation Expense for the Current Year (Wastewater)								
Account No.	Description	Beginning Year Original Cost	Current Year Additions	Current Year Retirements	Adjusted Original Cost	Fully Depreciated/Non- depreciable Plant	Depreciation Percentages	Depreciation Expense
351	Organization	\$0	\$0	\$0	\$0	0	0.00%	\$0
352	Franchises	0	0	0	0	0	0.00%	0
353	Land and Land Rights	91,528	0	0	91,528	0	0.00%	0
354	Structures and Improvements	496,952	83,044	0	579,996	0	3.33%	17,931
355	Power Generation Equipment	146,713	4,729	2,524	148,918	0	5.00%	7,391
360	Collections Wastewater - Force	1,792,951	0	0	1,792,951	0	2.00%	35,859
361	Collections Wastewater - Gravity	5,725,232	38,598	0	5,763,830	0	2.00%	114,891
362	Special Collecting Structures	0	0	0	0	0	0.00%	0
363	Services to Customers	679,388	14,284	0	693,672	0	2.00%	13,731
364	Flow Measuring Devices	0	0	0	0	0	0.00%	0
365	Flow Measuring Installations	0	0	0	0	0	0.00%	0
366	Reuse Services	0	0	0	0	0	0.00%	0
367	Reuse Meters & Meter Installations	0	0	0	0	0	0.00%	0
370	Receiving Wells	673,826	0	0	673,826	0	3.57%	24,056
371	Pumping Equipment	3,788,903	212,330	79,523	3,921,710	1,568,140	6.67%	152,554
374	Reuse Distribution Reservoirs	0	0	0	0	0	0.00%	0
375	Reuse Trans. And Distr. Equipment	137,467	14,005	0	151,472	0	2.00%	2,889
380	Treatment and Disposal Equipment	10,790,466	361,696	141,952	11,010,210	0	5.00%	545,017
381	Plant Sewers	0	0	0	0	0	0.00%	0
382	Outfall Sewer Lines	0	0	0	0	0	0.00%	0
389	Other Plant and Misc. Equipment	983,475	3,725	0	987,200	983,480	6.67%	124
390	Office Furniture and Equipment	8,853	1,686	1,278	9,261	0	6.67%	604
390.1	Computer & Software	21,079	604	0	21,683	12,875	20.00%	1,701
391	Transportation Equipment	61,623	0	5,500	56,123	38,890	20.00%	3,997
392	Stores Equipment	0	0	0	0	0	0.00%	0
393	Tools, Shop and Garage Equipment	113,030	13,057	2,894	123,193	0	10.00%	11,811
394	Laboratory Equipment	11,645	7,538	0	19,183	0	10.00%	1,541
395	Power Operated Equipment	17,705	0	0	17,705	0	5.00%	885
396	Communication Equipment	198,445	21,298	12,547	207,196	175,405	10.00%	2,741
397	Miscellaneous Equipment	3,454	0	0	3,454	0	10.00%	345
398	Other Tangible Plant	0	0	0	0	0	0.00%	0
	Subtotal	\$25,742,735	\$776,594	\$246,218	\$26,273,111	\$2,778,790		\$938,068

Contribution(s) in Aid of Construction (Gross)
Less: Non Amortizable Contribution(s)
Fully Amortized Contribution(s)
Amortizable Contribution(s)
Times: Proposed Amortization Rate
Amortization of CIAC

\$1,261,344
0
0
\$1,261,344
3.99%
\$50,415

Less: Amortization of CIAC **\$50,415**

DEPRECIATION EXPENSE **\$887,632**

Instructions: Fill out the Grey Cells with the relevant information. Input 0 or none if there is nothing recorded in that account or there is no applicable information to report.

Pima Utility Company
Annual Report
Balance Sheet Assets
12/31/18

Balance Sheet Assets				
	Assets		Balance at Beginning of Year (2018)	Balance at End of Year (2018)
Account No.	Current and Accrued Assets			
131	Cash		\$0	\$0
132	Special Deposits		0	0
134	Working Funds		0	272,128
135	Temporary Cash Investments		0	1,727,199
141	Customer Accounts Receivable		313,085	328,434
142	Other Accounts Receivable		0	0
143	Accumulated Provision for Uncollectable Accounts		0	0
145	Accounts Receivable - Related Parties		0	39,600
146	Notes Receivable from Associated Companies		1,532,572	13,743
151	Plant Material and Supplies		0	0
162	Prepayments		3,271	5,804
173	Accrued Utility Revenue		0	0
174	Miscellaneous Current and Accrued Assets		219,112	157,612
181	Unamortized Debt Discounts		5,179	4,049
	Total Current and Accrued Assets		\$2,073,219	\$2,548,569
	Deferred Debits			
186.1	Deferred Rate Case Expense		\$0	\$0
	Total Deferred Debits		\$0	\$0
	Fixed Assets			
101	Utility Plant in Service*		\$25,742,735	\$26,273,111
103	Property Held for Future Use		0	0
105	Construction Work in Progress		53,874	50,886
108	Accumulated Depreciation (enter as negative)*		(16,396,402)	(17,088,252)
121	Non-Utility Property		0	0
122	Accumulated Depreciation - Non Utility		0	0
	Total Fixed Assets		\$9,400,207	\$9,235,745
	Total Assets		\$11,473,426	\$11,784,314

Instructions: Fill out the Grey Cells with the relevant information. Input 0 or none if there is nothing recorded in that account or there is no applicable information to report.

Note these items feed automatically from the adjusted end of year balance from AR4.

Pima Utility Company
Annual Report
Balance Sheet Liabilities and Owners Equity

Balance Sheet Liabilities and Owners Equity				
	Liabilities		Balance at Beginning of Year (2018)	Balance at End of Year (2018)
Account No.	Current Liabilities			
231	Accounts Payable		\$126,409	\$113,579
232	Notes Payable (Current Portion)		279,000	279,000
			0	0
233	Accounts Payable - Related Party		0	0
234	Notes Payable to Associated Companies		0	0
235	Customer Deposits		0	0
236	Accrued Taxes		88,770	84,072
237	Accrued Interest		4,110	13,606
241	Miscellaneous Current and Accrued Liabilities		29,858	39,283
253	Other Deferred Credits		0	0
	Total Current Liabilities		\$528,147	\$529,540
	Long Term Debt			
224	Long Term Debt (Notes and Bonds)		\$3,789,750	\$3,510,750
	Total Long Term Debt		\$3,789,750	\$3,510,750
	Deferred Credits			
252	Advances in Aid of Construction		\$0	\$0
255	Accumulated Deferred Investment Tax Credits		0	0
271	Contributions in Aid of Construction		1,261,344	1,261,344
272	Less: Amortization of Contributions		(1,001,341)	(1,051,756)
281	Accumulated Deferred Income Tax		0	0
	Total Deferred Credits		\$260,003	\$209,588
	Total Liabilities		\$4,577,900	\$4,249,878
	Capital Accounts			
201	Common Stock Issued		\$72,624	\$72,624
211	Other Paid-In Capital		4,037,614	4,037,614
215	Retained Earnings		2,785,288	3,424,198
218	Proprietary Capital (Sole Props and Partnerships)		0	0
	Total Capital		\$6,895,526	\$7,534,436
	Total Liabilities and Capital		\$11,473,426	\$11,784,314

Instructions: Fill out the Grey Cells with the relevent information. Input 0 or none if there is nothing recorded in that account or there is no applicable information to report.

Note: Total liabilities and Capital must match total assets for the beginning and end of the year!

Pima Utility Company
Annual Report
Wastewater Comparative Income Statement
12/31/18

Wastewater Comparative Income Statement			
Account No.	Calendar Year	Current Year 01/01/2018 - 12/31/2018	Last Year 01/01/2017 - 12/31/2017
	Operating Revenue		
521	Flat Rate Revenues	\$3,443,141	\$3,306,782
522	Measured Revenues	143,528	149,684
534	Rents from Wastewater Property	0	0
536	Other Wastewater Revenues	62,874	123,625
	Total Revenues	\$3,649,543	\$3,580,091
	Operating Expenses		
701	Salaries and Wages	\$609,265	\$589,924
703	Salaries and Wages - Officers	52,962	\$52,962
704	Employee Pensions and Benefits	115,704	91,036
710	Purchased Wastewater Treatment	0	0
711	Sludge Removal Expense	126,838	135,827
715	Purchased Power	164,818	148,695
716	Fuel for Power Production	0	0
718	Chemicals	176,630	148,389
720	Materials and Supplies	0	0
720.1	Repairs and Maintenance	108,313	154,972
720.2	Office Supplies and Expense	82,527	67,647
721	Office Expense	0	0
731	Contractual Services - Engineering	0	0
732	Contractual Services - Accounting	4,780	4,375
733	Contractual Services - Legal	689	0
734	Contractual Services - Management Fees	0	0
735	Contractual Services - Testing	28,429	23,196
736	Contractual Services - Other	106,120	106,000
740	Rents - Building	0	0
742	Rents - Equipment	18,265	4,755
750	Transportation Expenses	27,290	21,350
756	Insurance - Vehicle	5,241	10,544
757	Insurance - General Liability	67,098	59,618
758	Insurance - Worker's Compensation	0	0
759	Insurance - Other	0	0
760	Advertising Expense	0	0
766	Regulatory Commission Expense - Rate Case	0	0
767	Regulatory Commission Expense - Other	6,028	(45,391)
770	Bad Debt Expense	6,607	6,049
775	Miscellaneous Expense	24,632	22,393
403	Depreciation Expense (From Schedule AR4)	887,652	993,930
407.4	Amortization of Regulatory Asset	33,482	86,377
407.5	Amortization of Regulatory Liability	0	0
408	Taxes Other Than Income	13,733	11,074
408.11	Property Taxes	167,855	177,175
408.12	Payroll Taxes	46,911	44,673
409	Income Taxes	0	0
434	Rate Case Adjustments	0	(134,779)
	Total Operating Expenses	\$2,881,869	\$2,780,791
	Operating Income / (Loss)	\$767,674	\$799,300
	Other Income / (Expense)		
414	Gain (Loss) on Dispositions	\$0	\$0
419	Interest and Dividend Income	40,876	4,367
421	Non-Utility Income	0	0
426	Miscellaneous Non-Utility (Expense)	(6,144)	(1,546)
427	Interest (Expense)	(163,496)	(131,450)
	Total Other Income / (Expense)	(\$128,764)	(\$128,629)
	Net Income / (Loss)	\$638,910	\$670,671

Instructions: Fill out the Grey Cells with the relevant information. Input 0 or none if there is nothing recorded in that account or there is no applicable information to report.

Pima Utility Company
 Annual Report
 Full time equivalent employees
 12/31/18

Full time equivalent employees

	Direct Company	Outside service	Total
President	0.0000	0.0027	0.0027
Vice-president	0.0190	0.0000	0.0190
Manager	0.4279	0.1990	0.6269
Engineering Staff	0.0000	0.0000	0.0000
System Operator(s)	8.5314	0.0000	8.5314
Customer Service	0.2796	0.0000	0.2796
Accounting	0.0000	0.7770	0.7770
Business Office	0.0000	0.0160	0.0160
Rates Department	0.0000	0.0000	0.0000
Administrative Staff	0.2202	0.0000	0.2202
Other	0.0971	0.0000	0.0971
Total	9.5752	0.9947	10.5699

Instructions: Fill out the Grey Cells with the relevant information. Input 0 or none if there is nothing recorded in that account or there is no applicable information to report. A full-time employee is based on 2080 total hours per year. Please calculate partial employees using 2080 hours.

Pima Utility Company
Annual Report
Supplemental Financial Data (Long-Term Debt)
12/31/18

Supplemental Financial Data (Long-Term Debt)				
	Loan #1	Loan #2	Loan #3	Loan #4
Date Issued	1/18/2009	8/6/2012	7/13/2017	na
Source of Loan	IDA Bonds	Wells Fargo	Wells Fargo	na
ACC Decision No.	59134	73078	75985	na
Reason for Loan	Construction	Refinance/Constr	Refinance/Constr	na
Dollar Amt. Issued	\$10,300,000	\$4,185,000	\$4,185,000	na
Amount Outstanding	\$0	\$0	\$3,789,750	na
Date of Maturity	Various	7/25/2017	7/10/2022	na
Interest Rate	7.25%	3.04%	4.17%	na
Current Year Interest	\$0	\$0	\$163,496	na
Current Year Principal	\$0	\$0	\$279,000	na

Meter Deposit Balance at Test Year End:	\$0
---	-----

Meter Deposits Refunded During the Test Year:	\$0
---	-----

List all bonds, notes, loans, and other types of indebtedness in which the proceeds were used in the provision of public utility service. Indebtedness incurred for personal uses by the owner of the utility should not be listed. Input 0 or none if there is nothing to report for that cell.

Pima Utility Company
Annual Report
Wastewater Utility Plant Description
12/31/18

Wastewater Utility Plant Description

Name of System:	Pima Utility Company - Sewer
Wastewater Inventory Number (if applicable):	none
Type of Treatment	other
Design Capacity of Plant (Gallons per day)	2,400,000

LIFT STATION FACILITIES

Location	Quantity of Pumps	Horsepower Per Pump	Rated Capacity Per Pump (GPM)	Wet Well Capacity (gals)
Maryland - LS 1	2	20	650	14,960
Dobson - LS 2	2	10	500	1,878
Cochise - LS 3	2	5	375	2,900
S Brentwood - LS 4	2	3.5	250	2,900
N Brentwood - LS 5	2	3.5	250	2,900
N Alma School - LS 6	2	2.5	250	3,229
S Alma School - LS 7	2	3.5	250	3,229
Santan - LS 8	2	3.5	250	3,229
Sunnydale - LS 9	2	3.5	250	3,229
Unit 27 - LS 10	2	7.5	500	18,700
Unit 31 - LS 11	2	10	500	18,700
Unit 32 - LS 12	2	15	750	134,640
Yard - Ls 13	2	10	500	2,000
McDonalds - LS 14	2	2	200	2,000
Santan Vista - LS 15	2	2	250	2,000
WP1 - LS 16	3	25	600	12,000

FORCE MAINS

Size	Material	Length (Feet)
6"	PVC	1,533
6"	DIP	119
8"	PVC	6,148
8"	DIP	439
10"	PVC	5,750
10"	DIP	90
12"	PVC	132
12"	DIP	59
16"	PVC	11,813
16"	DIP	399
na	na	na

MANHOLES

Type	Quantity
Standard	1,396
Drop	0

CLEANOUTS

Quantity
220
0
0
0

Note: If you are filing for more than one system, please provide separate sheets for each system.

Instructions: Fill out the Grey Cells with the relevant information. Input 0 or none if there is nothing recorded in that account or there is no applicable information to report. Copy and paste this sheet as many times as is necessary.

Pima Utility Company
Annual Report
Wastewater Utility Plant Description (Continued)

Wastewater Utility Plant Description (Continued)					
COLLECTION MAINS			SERVICES/LATERALS		
Sizes (inches)	Material	Length (feet)	Size (inches)	Material	Quantity
4	PVC	18,401	4	PVC	9,999
6	PVC	19,102	6	PVC	93
8	PVC	392,322	8	na	na
10	PVC	62,042	10	na	na
12	PVC	31,076			
15	PVC	2,541			
2	PVC	200			
na	na	na			
na	na	na			
na	na	na			
na	na	na			
na	na	na			
na	na	na			
na	na	na			
na	na	na			

For the following five items, list the utility owned assets in each category for each system.

SOLIDS PROCESSING AND HANDLING FACILITIES	Centrifuge
DISINFECTION EQUIPMENT (Chlorinator, Ultra-Violet, Etc.)	Ultra-violet
FILTRATION EQUIPMENT (Rapid Sand, Slow Sand, Activated Carbon, Etc.)	Sand & anthracite
STRUCTURES (Buildings, Fences, Etc.)	Light stations, operations building, solids building
Other (Laboratory Equipment, Tools, Vehicles, Standby, Power Generators, Etc.)	Laboratory equipment, tools, vehicles, generators

Note: If you are filing for more than one system, please provide separate sheets for each system.

Instructions: Fill out the Grey Cells with the relevant information. Input 0 or none if there is nothing recorded in that account or there is no applicable information to report. Copy and paste this sheet as many times as is necessary.

Pima Utility Company
Annual Report
Wastewater Flows
12/31/18

Wastewater Flows					
Month	Number of Services	Total Monthly Sewage Flow	Sewage Flow on Peak Day	Purchased Power Expense ¹	Purchased Power (kWh) ²
January	10,093	37,037,000	1,334,000	\$13,637	192,504
February	10,093	33,926,000	1,374,000	14,132	199,671
March	10,094	38,211,000	1,448,000	12,790	179,779
April	10,096	34,173,000	1,426,000	14,317	200,282
May	10,091	30,940,000	1,417,000	15,801	217,307
June	10,096	25,733,000	1,060,000	14,082	190,193
July	10,094	27,162,000	1,467,000	13,836	176,961
August	10,095	27,862,000	1,053,000	14,211	176,696
September	10,092	27,266,000	1,073,000	13,167	172,686
October	10,095	30,980,000	1,369,000	12,584	165,936
November	10,094	32,162,000	1,268,000	13,134	177,515
December	10,095	34,185,000	1,391,000	13,124	178,403
	Totals	379,637,000	15,680,000	\$164,818	2,227,933

Provide the following information as applicable per wastewater system:

Method of Effluent Disposal

Reuse

Groundwater Permit Number

n/a

ADEQ Aquifer Protection Permit ("APP") Number

P100557

ADEQ Reuse Permit Number

R100557

EPA NPDES Permit Number

n/a

APP Effluent Treatment Requirement (Class)?

n/a

Permitted Flow Rate

2.4 MGD

Permitted Organic Capacity

N/A

Hydraulic Capacity

2.4 MGD

Type of Biological Treatment

Sequenced Batch Reactor (SBR)

In the space below, list all violations within the past 12 months:

n/a

Note: If you are filing for more than one system, please provide separate sheets for each system.

1 Enter the total purchased power costs for the power meters associated with this system.

2 Enter the total purchased kWh used by the power meters associated with this system.

Instructions: Fill out the Grey Cells with the relevant information. Input 0 or none if there is nothing recorded in that account or there is no applicable information to report.

Pima Utility Company
Annual Report
Property Taxes
12/31/18

Property Taxes	
Amount of actual property taxes paid during Calendar Year 2018 was	\$172,514

If no property taxes paid, explain why.

n/a

Instructions: Fill out the Grey Cells with the relevent information. Input 0 or none if there is nothing recorded in that account or there is no applicable information to report.

Pima Utility Company
Annual Report
Verification and Sworn Statement (Taxes)
12/31/18

Verification and Sworn Statement (Taxes)

Verification: State of Arizona I, the undersigned of the
(state name)

County of (county name):

Maricopa

Name (owner or official) title:

Steve Soriano - General Manager

Company name:

Pima Utility Company

RECEIVED
APR 26 2019
ARIZONA CORP COMMISSION
UTILITIES DIVISION - DIRECTOR'S OFFICE

DO SAY THAT THIS ANNUAL UTILITY PROPERTY TAX AND SALES TAX REPORT TO THE ARIZONA CORPORATION COMMISSION.

FOR THE YEAR ENDING:

12/31/18

HAS BEEN PREPARED UNDER MY DIRECTION, FROM THE ORIGINAL BOOKS, PAPERS AND RECORDS OF SAID UTILITY; THAT I HAVE CAREFULLY EXAMINED THE SAME, AND DECLARE THE SAME TO BE A COMPLETE AND CORRECT STATEMENT OF BUSINESS AND AFFAIRS OF SAID UTILITY FOR THE PERIOD COVERED BY THIS REPORT IN RESPECT TO EACH AND EVERY MATTER AND THING SET FORTH, TO THE BEST OF MY KNOWLEDGE, INFORMATION AND BELIEF.

Sworn Statement: I HEREBY ATTEST THAT ALL PROPERTY TAXES FOR SAID COMPANY ARE CURRENT AND PAID IN FULL.

I HEREBY ATTEST THAT ALL SALES TAXES FOR SAID COMPANY ARE CURRENT AND PAID IN FULL.

Steve Soriano

signature of owner/official

480-895-9200

telephone no.

SUBSCRIBED AND SWORN TO BEFORE ME A NOTARY PUBLIC
IN AND FOR THE COUNTY

THIS


26th

DAY OF

Maricopa
(county name)
April, 2019
(month) and (year)

MY COMMISSION EXPIRES

4/25/21
(date)



Patricia Weston
(signature of notary public)

Verification and Sworn Statement

Verification:

State of Arizona I, the undersigned of the
(state name)

County of (county name):

Maricopa

Name (owner or official) title:

Steve Soriano - General Manager

Company name:

Pima Utility Company

RECEIVED

APR 26 2019

ARIZONA CORP COMMISSION
UTILITIES DIVISION - DIRECTOR'S OFFICE

DO SAY THAT THIS ANNUAL UTILITY PROPERTY TAX AND SALES TAX REPORT TO THE ARIZONA CORPORATION COMMISSION.

FOR THE YEAR ENDING: 12/31/18

HAS BEEN PREPARED UNDER MY DIRECTION, FROM THE ORIGINAL BOOKS, PAPERS AND RECORDS OF SAID UTILITY; THAT I HAVE CAREFULLY EXAMINED THE SAME, AND DECLARE THE SAME TO BE A COMPLETE AND CORRECT STATEMENT OF BUSINESS AND AFFAIRS OF SAID UTILITY FOR THE PERIOD COVERED BY THIS REPORT IN RESPECT TO EACH AND EVERY MATTER AND THING SET FORTH, TO THE BEST OF MY KNOWLEDGE, INFORMATION AND BELIEF.

Sworn Statement: IN ACCORDANCE WITH THE REQUIREMENTS OF TITLE 40, ARTICLE 8, SECTION 40-401, ARIZONA REVISED STATUTES, IT IS HEREIN REPORTED THAT THE GROSS OPERATING REVENUE OF SAID UTILITY DERIVED FROM ARIZONA INTRASTATE UTILITY OPERATIONS DURING THE CALENDAR YEAR WAS:

Arizona Intrastate Gross Operating Revenues Only (\$)

\$3,620,657

(The amount in the box above includes

\$10,714

in sales taxes
billed or collected)

Steve Soriano

signature of owner/official

480-895-9200

telephone no.

SUBSCRIBED AND SWORN TO BEFORE ME A NOTARY PUBLIC
IN AND FOR THE COUNTY

THIS

26th

DAY OF

Maricopa

(county name)

April, 2019

(month) and (year)

MY COMMISSION EXPIRES

4/25/21

(date)



Patricia A. Weston

(signature of notary public)

Verification and Sworn Statement (Residential Revenue)

Verification:

State of Arizona I, the undersigned of the
(state name)

County of (county name):

Maricopa

Name (owner or official) title:

Steve Soriano - General Manager

Company name:

Pima Utility Company

RECEIVED
APR 26 2019
ARIZONA CORP COMMISSION
UTILITIES DIVISION - DIRECTOR'S OFFICE

DO SAY THAT THIS ANNUAL UTILITY PROPERTY TAX AND SALES TAX REPORT TO THE ARIZONA CORPORATION COMMISSION.

FOR THE YEAR ENDING: 12/31/18

HAS BEEN PREPARED UNDER MY DIRECTION, FROM THE ORIGINAL BOOKS, PAPERS AND RECORDS OF SAID UTILITY; THAT I HAVE CAREFULLY EXAMINED THE SAME, AND DECLARE THE SAME TO BE A COMPLETE AND CORRECT STATEMENT OF BUSINESS AND AFFAIRS OF SAID UTILITY FOR THE PERIOD COVERED BY THIS REPORT IN RESPECT TO EACH AND EVERY MATTER AND THING SET FORTH, TO THE BEST OF MY KNOWLEDGE, INFORMATION AND BELIEF.

Sworn Statement: IN ACCORDANCE WITH THE REQUIREMENTS OF TITLE 40, ARTICLE 8, SECTION 40-401, ARIZONA REVISED STATUTES, IT IS HEREIN REPORTED THAT THE GROSS OPERATING REVENUE OF SAID UTILITY DERIVED FROM ARIZONA INTRASTATE UTILITY OPERATIONS RECEIVED FROM RESIDENTIAL CUSTOMERS DURING THE CALENDAR YEAR WAS:


Arizona Intrastate Gross Operating Revenues Only (\$)

\$3,279,560

(The amount in the box above includes

\$0

in sales taxes
billed or collected)



signature of owner/official

480-895-9200

telephone no.

SUBSCRIBED AND SWORN TO BEFORE ME A NOTARY PUBLIC
IN AND FOR THE COUNTY

Maricopa
(county name)

THIS

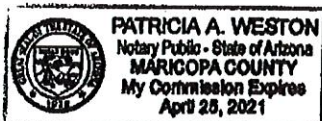
26th

DAY OF

April, 2019
(month) and (year)

MY COMMISSION EXPIRES

4/25/21
(date)




(signature of notary public)