

ANNUAL REPORT

Of

Company Name: Pima Utility Company  
9532 E. Riggs Rd.

Mailing Address: Sun Lakes AZ  
85248

Docket No.: SW-02199A  
For the Year Ended: 12/31/22

WASTEWATER UTILITY

To

Arizona Corporation Commission

**Due on April 15th**

Email: Util-Compliance@azcc.gov, mail or deliver the completed Annual Report to:  
Arizona Corporation Commission  
Compliance Section - Utilities Division  
1200 West Washington Street  
Phoenix, Arizona 85007

Application Type: Original Filing  
Application Date: 5/9/2023

ARIZONA CORPORATION COMMISSION  
WASTEWATER UTILITY ANNUAL REPORT  
Pima Utility Company  
A Class ☐ B ☒ Utility

For the Calendar Year Ended: 12/31/22

Primary Address: 

9532 E Riggs Road			
City:	Sun Lakes	State:	Arizona
		Zip Code:	85248

Telephone Number: 

480-895.9200
--------------

Date of Original Organization of Utility: 

1972
------

Person to whom correspondence should be addressed concerning this report:

Name: 

Brian Smith
-------------

  
Telephone No. : 

480-895-4235
--------------

  
Address: 

9532 E Riggs Road			
City:	Sun Lakes	State:	Arizona
		Zip Code:	85248

  
Email: 

Brian.Smith@Robson.com
------------------------

On-Site Manager  
Name: 

Dave Voorhees
---------------

  
Telephone No. : 

480-895-5009
--------------

  
Address: 

24607 S Price Road			
City:	Sun Lakes	State:	Arizona
		Zip Code:	85248

  
Email: 

Dave.Voorhees@Robson.com
--------------------------

Regulatory and Management Contact  
Name: 

Brian Smith
-------------

  
Telephone No. : 

480-895-4235
--------------

  
Address: 

9532 E Riggs Road			
City:	Sun Lakes	State:	Arizona
		Zip Code:	85248

  
Email: 

Brian.Smith@Robson.com
------------------------

NA  
Name: 

NA
----

  
Telephone No. : 

NA
----

  
Address: 

NA			
City:	NA	State:	Arizona
		Zip Code:	NA

  
Email: 

NA
----

NA  
Name: 

NA
----

  
Telephone No. : 

NA
----

  
Address: 

NA			
City:	NA	State:	Arizona
		Zip Code:	NA

  
Email: 

NA
----

Ownership: 

"S" Corporation
-----------------

Counties Served: 

Maricopa
----------

ARIZONA CORPORATION COMMISSION  
WASTEWATER UTILITY ANNUAL REPORT  
Pima Utility Company

<b>Important changes during the year</b>
--

Yes	For those companies not subject to the affiliated interest rules, has there been a change in ownership or direct control during the year?
	If yes, please provide specific details in the box below.
	In December 2022, Pima Utility Company (water and wastewater divisions) repurchased .06009615384457370 ownership interest from the Edward J Robson Family Foundation.

N/A	Has the company been notified by any other regulatory authorities during the year, that they are out of compliance?
	If yes, please provide specific details in the box below.
	N/A

Utility Plant in Service (Wastewater)							
Account No.	Description	Beginning Year Original Cost	Current Year Additions	Current Year Retirements	Adjusted Original Cost	Accumulated Depreciation	OCLD (OC less AD)
351	Organization	\$0	\$0	\$0	\$0	\$0	\$0
352	Franchises	0	0	0	0	0	0
353	Land and Land Rights	91,528	0	0	91,528	0	91,528
354	Structures and Improvements	714,072	1,151	0	715,223	254,383	460,840
355	Power Generation Equipment	162,939	5,334	0	168,273	57,927	110,346
360	Collections Wastewater - Force	1,796,858	8,040	0	1,804,898	291,299	1,513,599
361	Collections Wastewater - Gravity	5,883,982	6,457	0	5,890,439	2,984,516	2,905,923
362	Special Collecting Structures	0	0	0	0	0	0
363	Services to Customers	693,672	7,855	0	701,527	306,668	394,859
364	Flow Measuring Devices	0	0	0	0	0	0
365	Flow Measuring Installations	0	0	0	0	0	0
366	Reuse Services	0	0	0	0	0	0
367	Reuse Meters & Meter Installations	0	0	0	0	0	0
370	Receiving Wells	673,826	0	0	673,826	326,041	347,785
371	Pumping Equipment	4,168,888	192,571	8,446	4,353,013	3,703,024	649,989
374	Reuse Distribution Reservoirs	0	0	0	0	0	0
375	Reuse Trans. And Distr. Equipment	181,282	884	0	182,166	73,129	109,037
380	Treatment and Disposal Equipment	11,291,513	157,295	45,402	11,403,406	10,328,212	1,075,194
381	Plant Sewers	0	0	0	0	0	0
382	Outfall Sewer Lines	0	0	0	0	0	0
389	Other Plant and Misc. Equipment	1,013,491	4,238	0	1,017,729	987,349	30,380
390	Office Furniture and Equipment	9,968	0	0	9,968	5,984	3,984
390.1	Computer & Software	100,260	0	0	100,260	47,204	53,056
391	Transportation Equipment	145,722	24,503	0	170,225	115,869	54,356
392	Stores Equipment	0	0	0	0	0	0
393	Tools, Shop and Garage Equipment	131,517	4,841	13,032	123,326	116,092	7,234
394	Laboratory Equipment	25,348	5,792	464	30,676	12,386	18,290
395	Power Operated Equipment	24,689	0	0	24,689	4,756	19,933
396	Communication Equipment	228,029	4,936	0	232,965	189,992	42,973
397	Miscellaneous Equipment	4,219	5,744	0	9,963	2,569	7,394
398	Other Tangible Plant	0	0	0	0	0	0
	<b>Totals</b>	<b>\$27,341,803</b>	<b>\$429,641</b>	<b>\$67,344</b>	<b>\$27,704,100</b>	<b>\$19,807,400</b>	<b>\$7,896,700</b>

**Instructions:** Fill out the Grey Cells with the relevent information. Input 0 or none if there is nothing recorded in that account or there is no applicable information to report.



Pima Utility Company  
Annual Report  
Depreciation Expense for the Current Year (Wastewater)  
12/31/22

Depreciation Expense for the Current Year (Wastewater)								
Account No.	Description	Beginning Year Original Cost	Current Year Additions	Current Year Retirements	Adjusted Original Cost	Fully Depreciated/Non- depreciable Plant	Depreciation Percentages	Depreciation Expense
351	Organization	\$0	\$0	\$0	\$0	\$0	0.00%	\$0
352	Franchises	0	0	0	0	0	0.00%	0
353	Land and Land Rights	91,528	0	0	91,528	91,528	0.00%	0
354	Structures and Improvements	714,072	1,151	0	715,223	0	3.33%	23,798
355	Power Generation Equipment	162,939	5,334	0	168,273	0	5.00%	8,280
360	Collections Wastewater - Force	1,796,858	8,040	0	1,804,898	0	2.00%	36,018
361	Collections Wastewater - Gravity	5,883,982	6,457	0	5,890,439	0	2.00%	117,744
362	Special Collecting Structures	0	0	0	0	0	2.00%	0
363	Services to Customers	693,672	7,855	0	701,527	0	2.00%	13,952
364	Flow Measuring Devices	0	0	0	0	0	10.00%	0
365	Flow Measuring Installations	0	0	0	0	0	10.00%	0
366	Reuse Services	0	0	0	0	0	2.00%	0
367	Reuse Meters & Meter Installations	0	0	0	0	0	8.33%	0
370	Receiving Wells	673,826	0	0	673,826	0	3.57%	24,056
371	Pumping Equipment	4,168,888	192,571	8,446	4,353,013	0	6.67%	47,341
374	Reuse Distribution Reservoirs	0	0	0	0	0	2.50%	0
375	Reuse Trans. And Distr. Equipment	181,282	884	0	182,166	0	2.00%	3,634
380	Treatment and Disposal Equipment	11,291,513	157,295	45,402	11,403,406	0	5.00%	567,373
381	Plant Sewers	0	0	0	0	0	5.00%	0
382	Outfall Sewer Lines	0	0	0	0	0	3.33%	0
389	Other Plant and Misc. Equipment	1,013,491	4,238	0	1,017,729	0	6.67%	2,285
390	Office Furniture and Equipment	9,968	0	0	9,968	0	6.67%	665
390.1	Computer & Software	100,260	0	0	100,260	0	20.00%	17,477
391	Transportation Equipment	145,722	24,503	0	170,225	0	20.00%	26,096
392	Stores Equipment	0	0	0	0	0	4.00%	0
393	Tools, Shop and Garage Equipment	131,517	4,841	13,032	123,326	0	10.00%	12,742
394	Laboratory Equipment	25,348	5,792	464	30,676	0	10.00%	2,801
395	Power Operated Equipment	24,689	0	0	24,689	0	5.00%	1,235
396	Communication Equipment	228,029	4,936	0	232,965	0	10.00%	6,965
397	Miscellaneous Equipment	4,219	5,744	0	9,963	0	10.00%	709
398	Other Tangible Plant	0	0	0	0	0	10.00%	0
	<b>Subtotal</b>	<b>\$27,341,803</b>	<b>\$429,641</b>	<b>\$67,344</b>	<b>\$27,704,100</b>	<b>\$91,528</b>		<b>\$913,171</b>

Contribution(s) in Aid of Construction (Gross)	\$1,261,344
Less: Non Amortizable Contribution(s)	0
Fully Amortized Contribution(s)	0
Amortizable Contribution(s)	<b>\$1,261,344</b>
Times: Proposed Amortization Rate	3.99%
<b>Amortization of CIAC</b>	<b>\$50,335</b>

Less: Amortization of CIAC **\$50,335**

**DEPRECIATION EXPENSE \$862,836**

**Instructions:** Fill out the Grey Cells with the relevant information. Input 0 or none if there is nothing recorded in that account or there is no applicable information to report.

Pima Utility Company  
Annual Report  
Balance Sheet Assets  
12/31/22

Balance Sheet Assets				
	Assets		Balance at Beginning of Year (2022)	Balance at End of Year (2022)
<b>Account No.</b>	<b>Current and Accrued Assets</b>			
131	Cash		\$11,012	\$59,019
132	Special Deposits		0	0
134	Working Funds		4,313,833	3,276,425
135	Temporary Cash Investments		728,112	661,151
141	Customer Accounts Receivable		332,060	321,470
142	Other Accounts Receivable		0	0
143	Accumulated Provision for Uncollectable Accounts		0	0
145	Accounts Receivable - Related Parties		0	0
146	Notes Receivable from Associated Companies		0	0
151	Plant Material and Supplies		0	0
162	Prepayments		9,624	9,929
173	Accrued Utility Revenue		0	0
174	Miscellaneous Current and Accrued Assets		33,383	0
181	Unamortized Debt Discounts		659	0
	<b>Total Current and Accrued Assets</b>		<b>\$5,428,683</b>	<b>\$4,327,994</b>
	<b>Deferred Debits</b>			
186.1	Deferred Rate Case Expense		\$0	\$0
	<b>Total Deferred Debits</b>		<b>\$0</b>	<b>\$0</b>
	<b>Fixed Assets</b>			
101	Utility Plant in Service*		\$27,341,803	\$27,704,100
103	Property Held for Future Use		0	0
105	Construction Work in Progress		0	71,567
108	Accumulated Depreciation (enter as negative)*		(18,961,470)	(19,807,400)
121	Non-Utility Property		0	0
122	Accumulated Depreciation - Non Utility		0	0
	<b>Total Fixed Assets</b>		<b>\$8,380,333</b>	<b>\$7,968,267</b>
	<b>Total Assets</b>		<b>\$13,809,016</b>	<b>\$12,296,261</b>

Note these items feed automatically from the adjusted end of year balance from AR4.



Pima Utility Company  
Annual Report  
Balance Sheet Liabilities and Owners Equity

Balance Sheet Liabilities and Owners Equity				
	Liabilities		Balance at Beginning of Year (2022)	Balance at End of Year (2022)
<b>Account No.</b>	<b>Current Liabilities</b>			
231	Accounts Payable		\$64,929	\$241,670
232	Notes Payable (Current Portion)		279,000	0
233	Accounts Payable - Related Party		0	1,961
234	Notes Payable to Associated Companies		1,101,601	1,957,627
235	Customer Deposits		0	0
236	Accrued Taxes		82,969	76,193
237	Accrued Interest		10,928	0
241	Miscellaneous Current and Accrued Liabilities		48,406	50,759
253	Other Deferred Credits		0	0
	<b>Total Current Liabilities</b>		<b>\$1,587,833</b>	<b>\$2,328,210</b>
	<b>Long Term Debt</b>			
224	Long Term Debt (Notes and Bonds)		\$2,673,750	\$0
	<b>Total Long Term Debt</b>		<b>\$2,673,750</b>	<b>\$0</b>
	<b>Deferred Credits</b>			
252	Advances in Aid of Construction		\$0	\$0
255	Accumulated Deferred Investment Tax Credits		0	0
271	Contributions in Aid of Construction		1,261,344	1,261,344
272	Less: Amortization of Contributions		(1,197,829)	(1,248,164)
281	Accumulated Deferred Income Tax		0	0
	<b>Total Deferred Credits</b>		<b>\$63,515</b>	<b>\$13,180</b>
	<b>Total Liabilities</b>		<b>\$4,325,098</b>	<b>\$2,341,390</b>
	<b>Capital Accounts</b>			
201	Common Stock Issued		\$72,624	\$72,624
211	Other Paid-In Capital		4,037,614	4,037,614
215	Retained Earnings		5,373,680	5,844,633
218	Proprietary Capital (Sole Props and Partnerships)		0	0
	<b>Total Capital</b>		<b>\$9,483,918</b>	<b>\$9,954,871</b>
	<b>Total Liabilities and Capital</b>		<b>\$13,809,016</b>	<b>\$12,296,261</b>

**Note: Total liabilities and Capital must match total assets for the beginning and end of the year!**

Wastewater Comparative Income Statement			
Account No.	Calendar Year	Current Year 01/01/2022 - 12/31/2022	Last Year 01/01/2021 - 12/31/2021
	<b>Operating Revenue</b>		
521	Flat Rate Revenues	\$3,438,142	\$3,438,240
522	Measured Revenues	139,937	148,870
534	Rents from Wastewater Property	0	0
536	Other Wastewater Revenues	20,450	26,000
	<b>Total Revenues</b>	<b>\$3,598,529</b>	<b>\$3,613,110</b>
	<b>Operating Expenses</b>		
701	Salaries and Wages	\$655,689	\$630,288
703	Salaries and Wages - Officers	\$52,962	\$52,962
704	Employee Pensions and Benefits	93,343	95,244
710	Purchased Wastewater Treatment	0	0
711	Sludge Removal Expense	159,196	146,180
715	Purchased Power	211,851	192,949
716	Fuel for Power Production	0	0
718	Chemicals	281,468	245,972
720	Materials and Supplies	0	0
720.1	Repairs and Maintenance	103,542	99,106
720.2	Office Supplies and Expense	85,892	89,065
721	Office Expense	0	0
731	Contractual Services -Engineering	0	0
732	Contractual Services - Accounting	5,663	693
733	Contractual Services - Legal	98	0
734	Contractual Services - Management Fees	0	0
735	Contractual Services - Testing	45,115	35,349
736	Contractual Services - Other	105,996	110,062
740	Rents - Building	0	0
742	Rents - Equipment	7,400	10,276
750	Transportation Expenses	35,277	32,566
756	Insurance - Vehicle	12,243	13,510
757	Insurance - General Liability	76,510	83,922
758	Insurance - Worker's Compensation	0	0
759	Insurance - Other	0	0
760	Advertising Expense	0	0
766	Regulatory Commission Expense - Rate Case	4,110	0
767	Regulatory Commission Expense - Other	0	0
770	Bad Debt Expense	8,586	12,380
775	Miscellaneous Expense	19,768	21,650
403	Depreciation Expense (From Schedule AR4)	862,939	833,660
407.4	Amortization of Regulatory Asset	0	1,130
407.5	Amortization of Regulatory Liability	0	0
408	Taxes Other Than Income	12,617	11,698
408.11	Property Taxes	152,344	165,864
408.12	Payroll Taxes	52,221	49,417
409	Income Taxes	0	0
434	Rate Case Adjustments	0	0
	<b>Total Operating Expenses</b>	<b>\$3,044,830</b>	<b>\$2,933,943</b>
	<b>Operating Income / (Loss)</b>	<b>\$553,699</b>	<b>\$679,167</b>
	<b>Other Income / (Expense)</b>		
414	Gain (Loss) on Dispositions	\$0	\$0
419	Interest and Dividend Income	16,640	5,521
421	Non-Utility Income	(35,593)	30,544
426	Miscellaneous Non-Utility (Expense)	(770)	(29)
427	Interest (Expense)	(63,022)	(129,877)
	<b>Total Other Income / (Expense)</b>	<b>(\$82,745)</b>	<b>(\$93,841)</b>
	<b>Net Income / (Loss)</b>	<b>\$470,954</b>	<b>\$585,326</b>

**Instructions:** Fill out the Grey Cells with the relevant information. Input 0 or none if there is nothing recorded in that account or there is no applicable information to report.



**Full time equivalent employees**

	Direct Company	Allocated	Outside service	Total
President	0.0	0.0	0.0	0.0
Vice-president	0.0	0.0	0.1	0.1
Manager	7.6	0.2	0.0	7.9
Engineering Staff	0.0	0.0	0.0	0.0
System Operator(s)	0.0	1.0	0.0	1.0
Customer Service	0.0	0.4	0.0	0.4
Accounting	0.0	0.0	0.9	0.9
Business Office	0.0	0.0	0.0	0.0
Rates Department	0.0	0.0	0.0	0.0
Administrative Staff	0.0	0.2	0.0	0.2
Other	0.0	0.0	0.0	0.0
<b>Total</b>	7.6	1.8	0.9	10.4

**Instructions:** Fill out the Grey Cells with the relevant information. Input 0 or none if there is nothing recorded in that account or there is no applicable information to report. A full-time employee is based on 2080 total hours per year. Please calculate partial employees using 2080 hours.

Pima Utility Company  
Annual Report  
Supplemental Financial Data (Long-Term Debt)  
12/31/22

Supplemental Financial Data (Long-Term Debt)				
	Loan #1	Loan #2	Loan #3	Loan #4
Date Issued	1/18/2009	8/6/2012	7/13/2017	n/a
Source of Loan	IDA Bonds	Wells Fargo	Wells Fargo	n/a
ACC Decision No.	59134	73078	75985	n/a
Reason for Loan	Construction	Refinance/Const	Refinance/Const	n/a
Dollar Amt. Issued	\$10,300,000	\$4,185,000	\$4,185,000	n/a
Amount Outstanding	\$0	\$0	\$0	n/a
Date of Maturity	Various	7/25/2017	7/10/2022	n/a
Interest Rate	7.25%	3.04%	4.17%	n/a
Current Year Interest	\$0	\$0	\$63,022	n/a
Current Year Principal	\$0	\$0	\$279,000	n/a

Meter Deposit Balance at Test Year End:	\$0
---	-----

Meter Deposits Refunded During the Test Year:	\$0
---	-----

***List all bonds, notes, loans, and other types of indebtedness in which the proceeds were used in the provision of public utility service. Indebtedness incurred for personal uses by the owner of the utility should not be listed. Input 0 or none if there is nothing to report for that cell.***

### Wastewater Utility Plant Description

Name of System:	Pima Utility Company - Sewer
Wastewater Inventory Number (if applicable):	none
Type of Treatment	other
Design Capacity of Plant (Gallons per day)	2,400,000

### LIFT STATION FACILITIES

Location	Quantity of Pumps	Horsepower Per Pump	Rated Capacity Per Pump (GPM)	Wet Well Capacity (gals)	Year Constructed
Maryland - LS 1	2	20	650	14960	1972
Dobson - LS 2	2	10	500	1878	1980
Cochise - LS 3	2	5	375	2900	1983
S Brentwood - LS 4	2	3.5	250	2900	1985
N Brentwood - LS 5	2	5	375	2900	1985
N Alma School - LS 6	2	2.5	250	3229	1986
S Alma School - LS 7	2	5	375	3229	1986
Santan - LS 8	2	3.5	250	3229	1988
Sunnydale - LS 9	2	3.5	250	3229	1989
Unit 27 - LS 10	2	7.5	500	18700	1989
Unit 31 - LS 11	2	10	500	18700	1991
Unit 32 - LS 12	2	40	1000	134640	1996
Yard - LS 13	2	10	500	2000	1995
McDonalds - LS 14	2	2	200	2000	2006
Santan Vista - LS 15	2	5	375	2000	2008
WP1 - LS 16	3	25	600	12000	2015

### FORCE MAINS

Size	Material	Length (Feet)
6"	PVC	1,533
6"	DIP	119
8"	PVC	6,148
8"	DIP	439
10"	PVC	5,750
10"	DIP	90
12"	PVC	132
12"	DIP	59
16"	PVC	11,813
16"	DIP	399

### MANHOLES

Type	Quantity
Standard	1,396
Drop	0

### CLEANOUTS

Quantity
220
0
0
0

**Note:** If you are filing for more than one system, please provide separate sheets for each system.

**Instructions:** Fill out the Grey Cells with the relevant information. Input 0 or none if there is nothing recorded in that

account or there is no applicable information to report. Copy and paste this sheet as many times as is necessary.



Pima Utility Company  
Annual Report  
Wastewater Utility Plant Description (Continued)

Wastewater Utility Plant Description (Continued)						
GRAVITY MAINS				SERVICES/LATERALS		
Sizes (inches)	Material	Length (feet)		Size (inches)	Material	Quantity
4	PVC	18,401		4	PVC	10,028
6	PVC	19,102		6	PVC	93
8	PVC	392,322		8	na	na
10	PVC	62,042		10	na	na
12	PVC	31,076				
15	PVC	2,541				
2	PVC	200				
na	NA	na				
na	NA	na				
na	NA	na				
na	NA	na				
na	NA	na				
na	NA	na				
na	NA	na				

For the following five items, list the utility owned assets in each category for each system.

<b>SOLIDS PROCESSING AND HANDLING FACILITIES</b>	Centrifuge
<b>DISINFECTION EQUIPMENT</b> (Chlorinator, Ultra-Violet, Etc.)	Ultra-violet
<b>FILTRATION EQUIPMENT</b> (Rapid Sand, Slow Sand, Activated Carbon, Etc.)	Sand & anthracite
<b>STRUCTURES</b> (Buildings, Fences, Etc.)	Light stations, operations building, solids building
<b>Other</b> (Laboratory Equipment, Tools, Vehicles, Standby, Power Generators, Etc.)	Laboratory equipment, tools, vehicles, generators

**Note:** If you are filing for more than one system, please provide separate sheets for each system.

**Instructions:** Fill out the Grey Cells with the relevent information. Input 0 or none if there is nothing recorded in that account or there

is no applicable information to report. Copy and paste this sheet as many times as is necessary.

Pima Utility Company  
Annual Report  
Wastewater Flows  
12/31/22

Wastewater Flows					
Month	Number of Services	Total Monthly Sewage Flow (Gallons)	Sewage Flow on Peak Day	Purchased Power Expense <sup>1</sup>	Purchased Power (kWh) <sup>2</sup>
January	10,150	36,421,000	1,344,000	\$16,341	181,660
February	10,151	33,313,000	1,324,000	14,922	165,002
March	10,161	36,948,000	1,331,000	16,029	174,672
April	10,190	33,734,000	1,272,000	16,988	169,442
May	10,188	30,678,000	1,457,000	17,777	168,106
June	10,177	27,096,000	1,149,000	14,393	146,737
July	10,162	27,851,000	1,075,000	16,509	145,139
August	10,153	28,776,000	1,696,000	16,906	146,875
September	10,153	28,119,000	1,268,000	16,153	137,685
October	10,153	31,742,000	1,295,000	17,022	140,347
November	10,156	32,489,000	1,267,000	18,665	149,335
December	10,146	33,045,000	1,308,000	18,515	159,189
	<b>Totals</b>	<b>380,212,000</b>	<b>15,786,000</b>	<b>\$200,218</b>	<b>1,884,189</b>

Provide the following information as applicable per wastewater system:

Method of Effluent Disposal	Reuse
Groundwater Permit Number	n/a
ADEQ Aquifer Protection Permit ("APP") Number	P100557
ADEQ Reuse Permit Number	R100557
EPA NPDES Permil Number	n/a
APP Effluent Treatment Requirement (Class)?	B+
Permitted Flow Rate	2.4 MGD
Permitted Organic Capacity	n/a
Hydraulic Capacity	2.4 MGD %
Type of Biological Treatment	Sequenced Batch Reactor (SBR)

In the space below, list all violations within the past 12 months:

n/a

**Note:** If you are filing for more than one system, please provide separate sheets for each system.

1 Enter the total purchased power costs for the power meters associated with this system.

2 Enter the total purchased kWh used by the power meters associated with this system.

**Instructions:** Fill out the Grey Cells with the relevent information. Input 0 or none if there is nothing recorded in that account or there is no applicable information to report.

**Other Wastewater System Information**

**Provide a calculation used to determine the value of one wastewater equivalent residential connection (ERC).**

Use one of the following methods:

- (a) If actual flow data are available from the preceding 12 months, divide the total annual single family residence (SFR) gallons sold by the average number of single family residence customers for the same period and divide the result by 365 days.
- (b) If no historical flow data are available, use:  

$$\text{ERC} = (\text{Total SFR gallons treated (Omit 000)} / 365 \text{ days} / 280 \text{ gallons per day})$$

For wastewater only utilities:

Subtract all general use and other non residential customer gallons from the total gallons treated. Divide the remainder (SFR customers) by 365 days to reveal single family residence customer gallons per day.

**NOTE:** Total gallons treated includes both treated and purchased treatment.

ERC 

84
----

  
Method used: 

(a)
-----

What is the present system connection capacity (in ERCs \*) using existing lines? 

1,440
-------

What is the future system connection capacity (in ERCs \*) upon service area buildout? 

1,442
-------

Describe any plans and estimated completion dates for any enlargements or improvements of this system.

None at this time

If the utility uses reuse as a means of effluent disposal, attach a list of the reuse end users and the amount of reuse provided to each, if known.

Sun Lakes Oakwood Golf Course - 195,611,000      Sun Lakes HOA3 - 57,245,000

If the utility does not engage in reuse, has a reuse feasibility study been completed? 

N/A
-----

If so, when?

N/A



Pima Utility Company  
Annual Report  
Utility Shutoffs / Disconnects  
12/31/22

Utility Shutoffs / Disconnects		
Name of System:	Pima Utility Company - Sewer	
Wastewater Inventory Number (if applicable):		none

Month	Termination without Notice R14-2-609.B	Termination with Notice R14-2- 609.C	Other
January	0	0	0
February	0	0	0
March	0	0	0
April	0	0	0
May	0	0	0
June	0	0	0
July	0	0	0
August	0	0	0
September	0	0	0
October	0	0	0
November	0	0	0
December	0	0	0
<b>Total</b>	<b>0</b>	<b>0</b>	<b>0</b>

Other (description):

N/A
-----

**Instructions:** Fill out the Grey Cells with the relevant information. Input 0 or none if there is nothing recorded in that account or there is no applicable information to report.

Property Taxes	
Amount of actual property taxes paid during Calendar Year 2021 was	\$158,854

If no property taxes paid, explain why.
N/A

**Instructions:** Fill out the Grey Cells with the relevant information. Input 0 or none if there is nothing recorded in that account or there is no applicable information to report.

4/14/2023, 10:43 AM

ARIZONA CORPORATION COMMISSION  
UTILITIES DIVISION

Pima Utility Company  
Annual Report  
Verification and Sworn Statement (Taxes)  
12/31/22

sewer

Verification and Sworn Statement (Taxes)

Verification: State of Arizona I, the undersigned of the  
(state name)

County of (county name): Maricopa  
Name (owner or official) title: Brian Smith - Vice President  
Company name: Pima Utility Company

DO SAY THAT THIS ANNUAL UTILITY PROPERTY TAX AND SALES TAX REPORT TO THE ARIZONA CORPORATION COMMISSION.

FOR THE YEAR ENDING: 12/31/22

HAS BEEN PREPARED UNDER MY DIRECTION, FROM THE ORIGINAL BOOKS, PAPERS AND RECORDS OF SAID UTILITY; THAT I HAVE CAREFULLY EXAMINED THE SAME, AND DECLARE THE SAME TO BE A COMPLETE AND CORRECT STATEMENT OF BUSINESS AND AFFAIRS OF SAID UTILITY FOR THE PERIOD COVERED BY THIS REPORT IN RESPECT TO EACH AND EVERY MATTER AND THING SET FORTH, TO THE BEST OF MY KNOWLEDGE, INFORMATION AND BELIEF.

Sworn Statement: I HEREBY ATTEST THAT ALL PROPERTY TAXES FOR SAID COMPANY ARE CURRENT AND PAID IN FULL.

I HEREBY ATTEST THAT ALL SALES TAXES FOR SAID COMPANY ARE CURRENT AND PAID IN FULL.

[Signature]  
signature of owner/official

480-895-9200  
telephone no.

SUBSCRIBED AND SWORN TO BEFORE ME A NOTARY PUBLIC  
IN AND FOR THE COUNTY

THIS

12<sup>th</sup>

DAY OF

Maricopa  
(county name)

April, 2023  
(month) and (year)

MY COMMISSION EXPIRES

8/13/2023  
(date)



[Signature]  
(signature of notary public)

*Sewer*

Verification and Sworn Statement

Verification:

State of Arizona I, the undersigned of the  
(state name)

County of (county name):

Maricopa

Name (owner or official) title:

Brian Smith - Vice President

Company name:

Pima Utility Company

DO SAY THAT THIS ANNUAL UTILITY PROPERTY TAX AND SALES TAX REPORT TO THE ARIZONA CORPORATION COMMISSION.

FOR THE YEAR ENDING: 12/31/22

HAS BEEN PREPARED UNDER MY DIRECTION, FROM THE ORIGINAL BOOKS, PAPERS AND RECORDS OF SAID UTILITY; THAT I HAVE CAREFULLY EXAMINED THE SAME, AND DECLARE THE SAME TO BE A COMPLETE AND CORRECT STATEMENT OF BUSINESS AND AFFAIRS OF SAID UTILITY FOR THE PERIOD COVERED BY THIS REPORT IN RESPECT TO EACH AND EVERY MATTER AND THING SET FORTH, TO THE BEST OF MY KNOWLEDGE, INFORMATION AND BELIEF.

**Sworn Statement:** IN ACCORDANCE WITH THE REQUIREMENTS OF TITLE 40, ARTICLE 8, SECTION 40-401, ARIZONA REVISED STATUTES, IT IS HEREIN REPORTED THAT THE GROSS OPERATING REVENUE OF SAID UTILITY DERIVED FROM ARIZONA INTRASTATE UTILITY OPERATIONS DURING THE CALENDAR YEAR WAS:

Arizona Intrastate Gross Operating Revenues Only (\$)

\$3,608,988

(The amount in the box above includes

\$10,460 in sales taxes

billed or collected)

*Brian Smith*  
signature of owner/official

480-895-9200

telephone no.

SUBSCRIBED AND SWORN TO BEFORE ME A NOTARY PUBLIC  
IN AND FOR THE COUNTY

THIS

12<sup>th</sup>


DAY OF

Maricopa  
(county name)

April, 2023  
(month) and (year)

MY COMMISSION EXPIRES

8/13/2023  
(date)



*Karl Fairchild*  
(signature of notary public)



*Sewer*

**Verification and Sworn Statement (Residential Revenue)**

**Verification:**

State of Arizona I, the undersigned of the  
(state name)

County of (county name):

Maricopa

Name (owner or official) title:

Brian Smith - Vice President

Company name:

Pima Utility Company

DO SAY THAT THIS ANNUAL UTILITY PROPERTY TAX AND SALES TAX REPORT TO THE ARIZONA CORPORATION COMMISSION.

FOR THE YEAR ENDING: 12/31/22

HAS BEEN PREPARED UNDER MY DIRECTION, FROM THE ORIGINAL BOOKS, PAPERS AND RECORDS OF SAID UTILITY; THAT I HAVE CAREFULLY EXAMINED THE SAME, AND DECLARE THE SAME TO BE A COMPLETE AND CORRECT STATEMENT OF BUSINESS AND AFFAIRS OF SAID UTILITY FOR THE PERIOD COVERED BY THIS REPORT IN RESPECT TO EACH AND EVERY MATTER AND THING SET FORTH, TO THE BEST OF MY KNOWLEDGE, INFORMATION AND BELIEF.

**Sworn Statement:** IN ACCORDANCE WITH THE REQUIREMENTS OF TITLE 40, ARTICLE 8, SECTION 40-401, ARIZONA REVISED STATUTES, IT IS HEREIN REPORTED THAT THE GROSS OPERATING REVENUE OF SAID UTILITY DERIVED FROM ARIZONA INTRASTATE UTILITY OPERATIONS RECEIVED FROM RESIDENTIAL CUSTOMERS DURING THE CALENDAR YEAR WAS:

Arizona Intrastate Gross Operating Revenues Only (\$)

\$3,267,667

(The amount in the box above includes

\$0 in sales taxes  
billed or collected)

*[Signature]*  
signature of owner/official

480-895-9200

telephone no.

SUBSCRIBED AND SWORN TO BEFORE ME A NOTARY PUBLIC  
IN AND FOR THE COUNTY

Maricopa  
(county name)

THIS

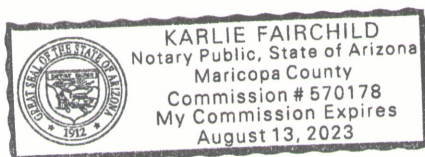
12<sup>th</sup>

DAY OF

April, 2023  
(month) and (year)

MY COMMISSION EXPIRES

8/13/2023  
(date)



*[Signature]*  
(signature of notary public)

*sewer*

**Full Gross-up Method for Income Tax Statement of Certification**

**Verification:**


State of Arizona I, the undersigned of the  
(state name)

County of (county name): Maricopa  
Name (owner or official) title: Brian Smith - Vice President  
Company name: Pima Utility Company

FOR THE YEAR ENDING: 12/31/22

**Sworn Statement:**

IN ACCORDANCE WITH THE REQUIREMENTS OF DECISION NO. 77084, BECAUSE THE UTILITY REQUIRES THE GROSS UP OF ADVANCES AND CONTRIBUTIONS, I HEREBY STATE THAT THE UTILITY HAS NOT INCURRED NOR IS EXPECTED TO INCUR A NET INCREASE IN CURRENT INCOME TAX EXPENSE OR A DECREASE IN DEFERRED TAX ASSET FOR A CARRY FORWARD ACCORDING TO GAAP IN AN AMOUNT EQUAL TO OR GREATER THAN THE AMOUNT OF THE REQUIRED GROSS UP PAID BY DEVELOPERS IN THE PERIOD COVERED BY THIS ANNUAL REPORT.

  
signature of owner/official

480-895-9200  
telephone no.

SUBSCRIBED AND SWORN TO BEFORE ME A NOTARY PUBLIC  
IN AND FOR THE COUNTY

Maricopa  
(county name)

THIS

12<sup>th</sup>


DAY OF

April, 2023  
(month) and (year)

MY COMMISSION EXPIRES

8/13/2023  
(date)



  
(signature of notary public)