

**ANNUAL REPORT**

Of

Company Name:   
7581 E. Academy Blvd., Ste. 229

Mailing Address: Denver CO  
80230

Docket No.:   
For the Year Ended:

**RECIEVED BY EMAIL**  
**4/15/2021, 3:00**  
**ARIZONA CORPORATION COMMISSION**  
**UTILITIES DIVISION**

**WASTEWATER UTILITY**

To

Arizona Corporation Commission

**Due on April 15th**

Email: Util-Compliance@azcc.gov, mail or deliver the completed Annual Report to:  
Arizona Corporation Commission  
Compliance Section - Utilities Division  
1200 West Washington Street  
Phoenix, Arizona 85007

Application Type:   
Application Date:

ARIZONA CORPORATION COMMISSION  
WASTEWATER UTILITY ANNUAL REPORT  
The Links at Coyote Wash Utilities, LLC  
A Class  Utility

For the Calendar Year Ended:

Primary Address:   
City:  State:  Zip Code:

Telephone Number:

Date of Original Organization of Utility:

Person to whom correspondence should be addressed concerning this report:

Name:   
Telephone No. :   
Address:   
City:  State:  Zip Code:   
Email:

Name:   
Telephone No. :   
Address:   
City:  State:  Zip Code:   
Email:

Name:   
Telephone No. :   
Address:   
City:  State:  Zip Code:   
Email:

Name:   
Telephone No. :   
Address:   
City:  State:  Zip Code:   
Email:

Name:   
Telephone No. :   
Address:   
City:  State:  Zip Code:   
Email:

Ownership:

Counties Served:

**Important changes during the year**

For those companies not subject to the affiliated interest rules, has there been a change in ownership or direct control during the year?

If yes, please provide specific details in the box below.

The original developer (G-12 LLC) sold the member Units of Coyote Wash to JW Water Holdings, LLC

Has the company been notified by any other regulatory authorities during the year, that they are out of compliance?

If yes, please provide specific details in the box below.

Yes, our flows are in exceedence of the current phase of the plant's capacity (but not the permitted capacity). Expansion plans are in process.

Utility Plant in Service (Wastewater)							
Account No.	Description	Beginning Year Original Cost	Current Year Additions	Current Year Retirements	Adjusted Original Cost	Accumulated Depreciation	OCLD (OC less AD)
351	Organization				\$0		\$0
352	Franchises	8,370			8,370		8,370
353	Land and Land Rights	4,271			4,271		4,271
354	Structures and Improvements	10,192			10,192	2,744	7,448
355	Power Generation Equipment	0			0		0
360	Collections Wastewater - Force	0			0		0
361	Collections Wastewater - Gravity	445,543			445,543	145,737	299,806
362	Special Collecting Structures	0			0		0
363	Services to Customers	0			0		0
364	Flow Measuring Devices	2,573			2,573	643	1,930
365	Flow Measuring Installations	0			0		0
366	Reuse Services	0			0		0
367	Reuse Meters & Meter Installations	0			0		0
370	Receiving Wells	7,500			7,500	4,378	3,122
371	Pumping Equipment	142,269	12,563		154,832	104,700	50,133
374	Reuse Distribution Reservoirs	0			0		0
375	Reuse Trans. And Distr. Equipment	0			0		0
380	Treatment and Disposal Equipment	323,530	957		324,488	158,497	165,991
381	Plant Sewers	0			0		0
382	Outfall Sewer Lines	0			0		0
389	Other Plant and Misc. Equipment	3,209			3,209	321	2,888
390	Office Furniture and Equipment	480			480	48	432
390.1	Computer & Software	0			0		0
391	Transportation Equipment	0			0		0
392	Stores Equipment	0			0		0
393	Tools, Shop and Garage Equipment	0			0		0
394	Laboratory Equipment	2,025			2,025	1,510	515
395	Power Operated Equipment				0		0
396	Communication Equipment				0		0
397	Miscellaneous Equipment				0		0
398	Other Tangible Plant				0		0
	<b>Totals</b>	<b>\$949,961</b>	<b>\$13,521</b>	<b>\$0</b>	<b>\$963,482</b>	<b>\$418,577</b>	<b>\$544,905</b>

**Instructions:** Fill out the Grey Cells with the relevant information. Input 0 or none if there is nothing recorded in that account or there is no applicable information to report.

The Links at Coyote Wash Utilities, LLC  
Annual Report  
Depreciation Expense for the Current Year (Wastewater)  
12/31/20

Depreciation Expense for the Current Year (Wastewater)								
Account No.	Description	Beginning Year Original Cost	Current Year Additions	Current Year Retirements	Adjusted Original Cost	Fully Depreciated/Non-depreciable Plant	Depreciation Percentages	Depreciation Expense
351	Organization	\$0	\$0	\$0	\$0			\$0
352	Franchises	8,370	0	0	8,370			0
353	Land and Land Rights	4,271	0	0	4,271			0
354	Structures and Improvements	10,192	0	0	10,192		3.33%	339
355	Power Generation Equipment	0	0	0	0			0
360	Collections Wastewater - Force	0	0	0	0			0
361	Collections Wastewater - Gravity	445,543	0	0	445,543		2.00%	8,911
362	Special Collecting Structures	0	0	0	0			0
363	Services to Customers	0	0	0	0			0
364	Flow Measuring Devices	2,573	0	0	2,573		10.00%	257
365	Flow Measuring Installations	0	0	0	0			0
366	Reuse Services	0	0	0	0			0
367	Reuse Meters & Meter Installations	0	0	0	0			0
370	Receiving Wells	7,500	0	0	7,500		3.33%	250
371	Pumping Equipment	142,269	12,563	0	154,832		12.50%	18,569
374	Reuse Distribution Reservoirs	0	0	0	0			0
375	Reuse Trans. And Distr. Equipment	0	0	0	0			0
380	Treatment and Disposal Equipment	323,530	957	0	324,488		-2.52%	(8,162)
381	Plant Sewers	0	0	0	0			0
382	Outfall Sewer Lines	0	0	0	0			0
389	Other Plant and Misc. Equipment	3,209	0	0	3,209		6.67%	214
390	Office Furniture and Equipment	480	0	0	480		6.67%	32
390.1	Computer & Software	0	0	0	0			0
391	Transportation Equipment	0	0	0	0			0
392	Stores Equipment	0	0	0	0			0
393	Tools, Shop and Garage Equipment	0	0	0	0			0
394	Laboratory Equipment	2,025	0	0	2,025		10.00%	202
395	Power Operated Equipment	0	0	0	0			0
396	Communication Equipment	0	0	0	0			0
397	Miscellaneous Equipment	0	0	0	0			0
398	Other Tangible Plant	0	0	0	0			0
	<b>Subtotal</b>	<b>\$949,961</b>	<b>\$13,521</b>	<b>\$0</b>	<b>\$963,482</b>	<b>\$0</b>		<b>\$20,613</b>

Contribution(s) in Aid of Construction (Gross)  
Less: Non Amortizable Contribution(s)  
Fully Amortized Contribution(s)  
Amortizable Contribution(s)  
Times: Proposed Amortization Rate  
**Amortization of CIAC**

Less: Amortization of CIAC

**DEPRECIATION EXPENSE**

**Instructions:** Fill out the Grey Cells with the relevant information. Input 0 or none if there is nothing recorded in that account or there is no applicable information to report.

The Links at Coyote Wash Utilities, LLC  
Annual Report  
Balance Sheet Assets  
12/31/20

Balance Sheet Assets				
	Assets		Balance at Beginning of Year (2020)	Balance at End of Year (2020)
Account No.	Current and Accrued Assets			
131	Cash		\$2,656	(\$659)
132	Special Deposits		1,403	1,403
135	Temporary Cash Investments			
141	Customer Accounts Receivable		66,185	79,083
142	Other Accounts Receivable			(13,915)
143	Accumulated Provision for Uncollectable Accounts			
146	Notes Receivable from Associated Companies			
151	Plant Material and Supplies			
162	Prepayments			(1,584)
173	Accrued Utility Revenue			
174	Miscellaneous Current and Accrued Assets			
	<b>Total Current and Accrued Assets</b>		<b>\$70,244</b>	<b>\$64,328</b>
	<b>Deferred Debits</b>			
186.1	Deferred Rate Case Expense			
	<b>Total Deferred Debits</b>		<b>\$0</b>	<b>\$0</b>
	<b>Fixed Assets</b>			
101	Utility Plant in Service*		\$949,961	\$963,482
103	Property Held for Future Use			
105	Construction Work in Progress		22,883	22,883
108	Accumulated Depreciation (enter as negative)*		(397,964)	(418,577)
121	Non-Utility Property			
122	Accumulated Depreciation - Non Utility			
	<b>Total Fixed Assets</b>		<b>\$574,881</b>	<b>\$567,788</b>
	<b>Total Assets</b>		<b>\$645,125</b>	<b>\$632,115</b>

**Instructions:** Fill out the Grey Cells with the relevant information. Input 0 or none if there is nothing recorded in that account or there is no applicable information to report.

Note these items feed automatically from the adjusted end of year balance from AR4.

The Links at Coyote Wash Utilities, LLC  
Annual Report  
Balance Sheet Liabilities and Owners Equity

<b>Balance Sheet Liabilities and Owners Equity</b>				
	<b>Liabilities</b>		<b>Balance at Beginning of Year (2020)</b>	<b>Balance at End of Year (2020)</b>
<b>Account No.</b>	<b>Current Liabilities</b>			
231	Accounts Payable		\$25,753	\$21,817
232	Notes Payable (Current Portion)			
234	Notes Payable to Associated Companies			
235	Customer Deposits		7,281	8,372
236	Accrued Taxes			6,032
237	Accrued Interest			
241	Miscellaneous Current and Accrued Liabilities		117	117
253	Other Deferred Credits			
	<b>Total Current Liabilities</b>		<b>\$33,151</b>	<b>\$36,337</b>
	<b>Long Term Debt</b>			
224	Long Term Debt (Notes and Bonds)			
	<b>Total Long Term Debt</b>		<b>\$0</b>	<b>\$0</b>
	<b>Deferred Credits</b>			
252	Advances in Aid of Construction		\$15,000	\$15,000
255	Accumulated Deferred Investment Tax Credits			
271	Contributions in Aid of Construction			
272	Less: Amortization of Contributions			
281	Accumulated Deferred Income Tax			93,499
	<b>Total Deferred Credits</b>		<b>\$15,000</b>	<b>\$108,499</b>
	<b>Total Liabilities</b>		<b>\$48,151</b>	<b>\$144,836</b>
	<b>Capital Accounts</b>			
201	Common Stock Issued			
211	Other Paid-In Capital			
215	Retained Earnings		(9,080)	(124,119)
218	Proprietary Capital (Sole Props and Partnerships)		606,054	611,399
	<b>Total Capital</b>		<b>\$596,974</b>	<b>\$487,280</b>
	<b>Total Liabilities and Capital</b>		<b>\$645,125</b>	<b>\$632,116</b>

**Instructions:** Fill out the Grey Cells with the relevant information. Input 0 or none if there is nothing recorded in that account or there is no applicable information to report.

**Note:** Total liabilities and Capital must match total assets for the beginning and end of the year!

The Links at Coyote Wash Utilities, LLC  
Annual Report  
Wastewater Comparative Income Statement  
12/31/20

<b>Wastewater Comparative Income Statement</b>			
Account No.	Calendar Year	Current Year 01/01/2020 -	Last Year 01/01/2019 -
	<b>Operating Revenue</b>		
521	Flat Rate Revenues	\$290,373	\$268,957
522	Measured Revenues	10,880	7,622
534	Rents from Wastewater Property		
536	Other Wastewater Revenues		
	<b>Total Revenues</b>	<b>\$301,253</b>	<b>\$276,578</b>
	<b>Operating Expenses</b>		
701	Salaries and Wages		
704	Employee Pensions and Benefits		
710	Purchased Wastewater Treatment		
711	Sludge Removal Expense	14,670	3,445
715	Purchased Power	24,762	23,104
716	Fuel for Power Production		
718	Chemicals	17,051	18,544
720	Materials and Supplies	6,109	3,354
720.1	Repairs and Maintenance	2,466	5,565
720.2	Office Supplies and Expense		
721	Office Expense	206	105
731	Contractual Services -Engineering		
732	Contractual Services - Accounting	775	750
733	Contractual Services - Legal	21,613	76
734	Contractual Services - Management Fees	161,303	143,861
735	Contractual Services - Testing	10,470	11,826
736	Contractual Services - Other		
740	Rents - Building		
742	Rents - Equipment		372
750	Transportation Expenses	6,572	6,993
757	Insurance - General Liability	5,039	
758	Insurance - Worker's Compensation		
759	Insurance - Other		
760	Advertising Expense		
766	Regulatory Commission Expense - Rate Case		
767	Regulatory Commission Expense - Other	3,887	2,689
770	Bad Debt Expense	1,787	1,727
775	Miscellaneous Expense	4,275	5,503
403	Depreciation Expense (From Schedule AR4)	20,613	42,329
408	Taxes Other Than Income		
408.11	Property Taxes	4,894	10,085
408.12	Payroll Taxes		
409	Income Taxes	105,315	
	<b>Total Operating Expenses</b>	<b>\$411,805</b>	<b>\$280,327</b>
	<b>Operating Income / (Loss)</b>	<b>(\$110,552)</b>	<b>(\$3,748)</b>
	<b>Other Income / (Expense)</b>		
414	Gain (Loss) on Dispositions		
419	Interest and Dividend Income		
421	Non-Utility Income	945	775
426	Miscellaneous Non-Utility (Expense)		
427	Interest (Expense)	(86)	(51)
	<b>Total Other Income / (Expense)</b>	<b>\$859</b>	<b>\$724</b>
	<b>Net Income / (Loss)</b>	<b>(\$109,693)</b>	<b>(\$3,024)</b>

**Instructions:** Fill out the Grey Cells with the relevant information. Input 0 or none if there is nothing recorded in that account or there is no applicable information to report.



The Links at Coyote Wash Utilities, LLC  
 Annual Report  
 Full time equivalent employees  
 12/31/20

**Full time equivalent employees**

	Direct Company	Allocated	Outside service	Total
President				0.0
Vice-president				0.0
Manager			0.3	0.3
Engineering Staff				0.0
System Operator(s)			1.0	1.0
Customer Service			0.3	0.3
Accounting				0.0
Business Office				0.0
Rates Department				0.0
Administrative Staff			0.3	0.3
Other				0.0
<b>Total</b>	0.0	0.0	1.9	1.9

**Instructions:** Fill out the Grey Cells with the relevant information. Input 0 or none if there is nothing recorded in that account or there is no applicable information to report. A full-time employee is based on 2080 total hours per year. Please calculate partial employees using 2080 hours.

Supplemental Financial Data (Long-Term Debt)				
	Loan #1	Loan #2	Loan #3	Loan #4
Date Issued				
Source of Loan				
ACC Decision No.				
Reason for Loan				
Dollar Amt. Issued				
Amount Outstanding				
Date of Maturity				
Interest Rate				
Current Year Interest				
Current Year Principal				

Meter Deposit Balance at Test Year End:	
---	--

Meter Deposits Refunded During the Test Year:	
---	--

**List all bonds, notes, loans, and other types of indebtedness in which the proceeds were used in the provision of public utility service. Indebtedness incurred for personal uses by the owner of the utility should not be listed. Input 0 or none if there is nothing to report for that cell.**

Wastewater Utility Plant Description	
Name of System:	The Links at Coyote Wash Utilities, LLC
Wastewater Inventory Number (if applicable):	18278
Type of Treatment	
Design Capacity of Plant (Gallons per day)	69,300

LIFT STATION FACILITIES					
Location	Quantity of Pumps	Horsepower Per Pump	Rated Capacity Per Pump (GPM)	Wet Well Capacity (gals)	Year Constructed
Country Road 12 - 300 y	2	10	400	3,300	
Coyote Wash Golf Cour	2	30	400	2,630	
Avenue 29E - serving ct	2	5	250	2,630	

FORCE MAINS		
Size	Material	Length (Feet)
3 inch	PVC	1,020
6 inch	PVC	1,000
8 inch	PVC	5,000

MANHOLES	
Type	Quantity
Standard	75
Drop	

CLEANOUTS
Quantity
3

**Note:** If you are filing for more than one system, please provide separate sheets for each system.

**Instructions:** Fill out the Grey Cells with the relevent information. Input 0 or none if there is nothing recorded in that account or there is no applicable information to report. Copy and paste this sheet as many times as is necessary.

Wastewater Utility Plant Description (Continued)					
GRAVITY MAINS			SERVICES/LATERALS		
Sizes (inches)	Material	Length (feet)	Size (inches)	Material	Quantity
4			4	PVC	504
6			6		
8	PVC	19,700	8		
10	PVC	3,500			
12	PVC	1,650			
15	PVC	4,025			

For the following five items, list the utility owned assets in each category for each system.

<b>SOLIDS PROCESSING AND HANDLING FACILITIES</b>	Sludge holding tank/aerobic digester
<b>DISINFECTION EQUIPMENT</b> (Chlorinator, Ultra-Violet, Etc.)	Chlorine contact tank and liquid chlorine feed system, dechlorination tablet feeder
<b>FILTRATION EQUIPMENT</b> (Rapid Sand, Slow Sand, Activated Carbon, Etc.)	Active Carbon Forced Air Filtration for Odor Control
<b>STRUCTURES</b> (Buildings, Fences, Etc.)	Stucco operations/control/chemical storage lab building; block wall surrounding WWTP
<b>Other</b> (Laboratory Equipment, Tools, Vehicles, Standby, Power Generators, Etc.)	Backup generator (75 kw diesel) w/150 amp transfer switch; centrifuge, lab basic test kit; influent and effluent magnet flow meters

**Note:** If you are filing for more than one system, please provide separate sheets for each system.

**Instructions:** Fill out the Grey Cells with the relevant information. Input 0 or none if there is nothing recorded in that account or there is no applicable information to report. Copy and paste this sheet as many times as is necessary.

Wastewater Flows					
Month	Number of Services	Total Monthly Sewage Flow (Gallons)	Sewage Flow on Peak Day	Purchased Power Expense <sup>1</sup>	Purchased Power (kWh) <sup>2</sup>
January	536	1,958,480	93,200	\$2,117	
February	558	1,875,800	74,240	2,100	
March	557	2,001,610	82,400	1,951	
April	557	1,925,540	70,920	2,117	
May	565	1,725,010	66,770	2,016	
June	565	1,659,650	72,000	2,940	
July	595	1,643,900	53,029	2,281	
August	599	1,479,300	71,300	2,010	
September	592	1,539,775	51,326	2,103	
October	598	1,496,700	73,300	1,954	
November	601	2,139,225	86,100	2,037	
December	625	2,281,300	90,000	2,138	
<b>Totals</b>		<b>21,726,290</b>	<b>884,585</b>	<b>\$25,764</b>	<b>0</b>

Provide the following information as applicable per wastewater system:

Method of Effluent Disposal	Other
Groundwater Permit Number	105311
ADEQ Aquifer Protection Permit ("APP") Number	105311
ADEQ Reuse Permit Number	N/A
EPA NPDES Permil Number	N/A
APP Effluent Treatment Requirement (Class)?	
Permitted Flow Rate	69300 gpd
Permitted Organic Capacity	
Hydraulic Capacity	69300 gpd
Type of Biological Treatment	

In the space below, list all violations within the past 12 months:

**Note:** If you are filing for more than one system, please provide separate sheets for each system.

<sup>1</sup> Enter the total purchased power costs for the power meters associated with this system.  
<sup>2</sup> Enter the total purchased kWh used by the power meters associated with this system.

**Instructions:** Fill out the Grey Cells with the relevent information. Input 0 or none if there is nothing recorded in that account or there is no applicable information to report.

**Other Wastewater System Information**

**Provide a calculation used to determine the value of one wastewater equivalent residential connection (ERC).**

Use one of the following methods:

- (a) If actual flow data are available from the preceding 12 months, divide the total annual single family residence (SFR) gallons sold by the average number of single family residence customers for the same period and divide the result by 365 days.
- (b) If no historical flow data are available, use:  
 $ERC = ( \text{Total SFR gallons treated (Omit 000)} / 365 \text{ days} / 280 \text{ gallons per day} )$

For wastewater only utilities:

Subtract all general use and other non residential customer gallons from the total gallons treated. Divide the remainder (SFR customers) by 365 days to reveal single family residence customer gallons per day.

**NOTE:** Total gallons treated includes both treated and purchased treatment.

ERC   
Method used:

What is the present system connection capacity (in ERCs \*) using existing lines?

What is the future system connection capacity (in ERCs \*) upon service area buildout?

Describe any plans and estimated completion dates for any enlargements or improvements of this system.

Plant expansion from current capacity of 69,300 gpd to 235,000 gpd planned for late 2021

If the utility uses reuse as a means of effluent disposal, attach a list of the reuse end users and the amount of reuse provided to each, if known.

Links at Coyote Wash Golf Course - they use all of the treated effluent for irrigation

If the utility does not engage in reuse, has a reuse feasibility study been completed?

If so, when?

The Links at Coyote Wash Utilities, LLC  
 Annual Report  
 Utility Shutoffs / Disconnects  
 12/31/20

Utility Shutoffs / Disconnects	
Name of System:	The Links at Coyote Wash Utilities, LLC
Wastewater Inventory Number (if applicable):	18278

Month	Termination without Notice R14-2-609.B	Termination with Notice R14-2-609.C	Other
January			
February			
March			
April			
May			
June			
July			
August			
September			
October			
November			
December			
<b>Total</b>	<b>0</b>	<b>0</b>	<b>0</b>

**Other (description):**

**Instructions:** Fill out the Grey Cells with the relevent information. Input 0 or none if there is nothing recorded in that account or there is no applicable information to report.

The Links at Coyote Wash Utilities, LLC  
Annual Report  
Property Taxes  
12/31/20

<b>Property Taxes</b>	
-----------------------	--

Amount of actual property taxes paid during Calendar Year 2020 was	\$4,894
--	---------

If no property taxes paid, explain why.

4894.41

**Instructions:** Fill out the Grey Cells with the relevant information. Input 0 or none if there is nothing recorded in that account or there is no applicable information to report.



The Links at Coyote Wash Utilities, LLC  
Annual Report  
Verification and Sworn Statement (Taxes)  
12/31/20

RECEIVED BY EMAIL  
4/15/2021, 3:00 PM  
ARIZONA CORPORATION COMMISSION  
UTILITIES DIVISION

Verification and Sworn Statement (Taxes)

Verification: State of Colorado I, the undersigned of the  
(state name)

County of (county name): Denver  
Name (owner or official) title: Jason Williamson, President  
Company name: The Links at Coyote Wash Utilities, LLC


DO SAY THAT THIS ANNUAL UTILITY PROPERTY TAX AND SALES TAX REPORT TO THE ARIZONA CORPORATION COMMISSION.

FOR THE YEAR ENDING: 12/31/20

HAS BEEN PREPARED UNDER MY DIRECTION, FROM THE ORIGINAL BOOKS, PAPERS AND RECORDS OF SAID UTILITY; THAT I HAVE CAREFULLY EXAMINED THE SAME, AND DECLARE THE SAME TO BE A COMPLETE AND CORRECT STATEMENT OF BUSINESS AND AFFAIRS OF SAID UTILITY FOR THE PERIOD COVERED BY THIS REPORT IN RESPECT TO EACH AND EVERY MATTER AND THING SET FORTH, TO THE BEST OF MY KNOWLEDGE, INFORMATION AND BELIEF.

Sworn Statement: I HEREBY ATTEST THAT ALL PROPERTY TAXES FOR SAID COMPANY ARE CURRENT AND PAID IN FULL.

I HEREBY ATTEST THAT ALL SALES TAXES FOR SAID COMPANY ARE CURRENT AND PAID IN FULL.

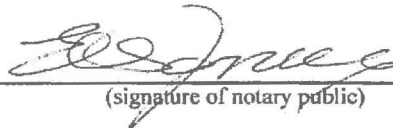
  
signature of owner/official  
720.949.1384  
telephone no.

SUBSCRIBED AND SWORN TO BEFORE ME A NOTARY PUBLIC  
IN AND FOR THE COUNTY

THIS 15<sup>th</sup> DAY OF Denver  
April 2021  
(month) and (year)

MY COMMISSION EXPIRES 03/22/2025  
(date)

Eric Andrew Jones  
NOTARY PUBLIC  
STATE OF COLORADO  
NOTARY ID# 20174010338  
MY COMMISSION EXPIRES 03/22/2025

  
(signature of notary public)

Verification and Sworn Statement

Verification:

State of Colorado I, the undersigned of the  
(state name)  
County of (county name): 0 Denver  
Name (owner or official) title: Jason Williamson, President  
Company name: The Links at Coyote Wash Utilities, LLC


DO SAY THAT THIS ANNUAL UTILITY PROPERTY TAX AND SALES TAX REPORT TO THE ARIZONA CORPORATION COMMISSION.

FOR THE YEAR ENDING: 12/31/20

HAS BEEN PREPARED UNDER MY DIRECTION, FROM THE ORIGINAL BOOKS, PAPERS AND RECORDS OF SAID UTILITY; THAT I HAVE CAREFULLY EXAMINED THE SAME, AND DECLARE THE SAME TO BE A COMPLETE AND CORRECT STATEMENT OF BUSINESS AND AFFAIRS OF SAID UTILITY FOR THE PERIOD COVERED BY THIS REPORT IN RESPECT TO EACH AND EVERY MATTER AND THING SET FORTH, TO THE BEST OF MY KNOWLEDGE, INFORMATION AND BELIEF.


Sworn Statement: IN ACCORDANCE WITH THE REQUIREMENTS OF TITLE 40, ARTICLE 8, SECTION 40-401, ARIZONA REVISED STATUTES, IT IS HEREIN REPORTED THAT THE GROSS OPERATING REVENUE OF SAID UTILITY DERIVED FROM ARIZONA INTRASTATE UTILITY OPERATIONS DURING THE CALENDAR YEAR WAS:

Arizona Intrastate Gross Operating Revenues Only (\$)  
\$301,253  
(The amount in the box above includes  
\$0 in sales taxes  
billed or collected)

  
\_\_\_\_\_  
signature of owner/official  
  
720.949.1384  
\_\_\_\_\_  
telephone no.

SUBSCRIBED AND SWORN TO BEFORE ME A NOTARY PUBLIC  
IN AND FOR THE COUNTY Denver  
(county name)  
THIS 15<sup>th</sup> DAY OF April 2021  
(month) and (year)  
  
MY COMMISSION EXPIRES 03/22/2025  
(date)

Eric Andrew Jones  
NOTARY PUBLIC  
STATE OF COLORADO  
NOTARY ID# 20174010338  
MY COMMISSION EXPIRES 03/22/2025

  
\_\_\_\_\_  
(signature of notary public)

**Verification and Sworn Statement (Residential Revenue)**

**Verification:**

State of Colorado I, the undersigned of the  
(state name)

County of (county name): 0 Denver  
Name (owner or official) title: Jason Williamson, President  
Company name: The Links at Coyote Wash Utilities, LLC

DO SAY THAT THIS ANNUAL UTILITY PROPERTY TAX AND SALES TAX REPORT TO THE ARIZONA CORPORATION COMMISSION.

FOR THE YEAR ENDING: 12/31/20


HAS BEEN PREPARED UNDER MY DIRECTION, FROM THE ORIGINAL BOOKS, PAPERS AND RECORDS OF SAID UTILITY; THAT I HAVE CAREFULLY EXAMINED THE SAME, AND DECLARE THE SAME TO BE A COMPLETE AND CORRECT STATEMENT OF BUSINESS AND AFFAIRS OF SAID UTILITY FOR THE PERIOD COVERED BY THIS REPORT IN RESPECT TO EACH AND EVERY MATTER AND THING SET FORTH, TO THE BEST OF MY KNOWLEDGE, INFORMATION AND BELIEF.

**Sworn Statement:** IN ACCORDANCE WITH THE REQUIREMENTS OF TITLE 40, ARTICLE 8, SECTION 40-401, ARIZONA REVISED STATUTES, IT IS HEREIN REPORTED THAT THE GROSS OPERATING REVENUE OF SAID UTILITY DERIVED FROM ARIZONA INTRASTATE UTILITY OPERATIONS RECEIVED FROM RESIDENTIAL CUSTOMERS DURING THE CALENDAR YEAR WAS:

Arizona Intrastate Gross Operating Revenues Only (\$)

\$301,253

(The amount in the box above includes  
\$0 in sales taxes  
billed or collected)

  
signature of owner/official

720.949.1384  
telephone no.

SUBSCRIBED AND SWORN TO BEFORE ME A NOTARY PUBLIC  
IN AND FOR THE COUNTY

Denver  
(county name)


THIS 15<sup>th</sup>

DAY OF April 2021  
(month) and (year)

MY COMMISSION EXPIRES

03/22/2025  
(date)

Eric Andrew Jones  
NOTARY PUBLIC  
STATE OF COLORADO  
NOTARY ID# 20174010366  
MY COMMISSION EXPIRES 03/22/2025

  
(signature of notary public)