

**ANNUAL REPORT**

Of

Company Name:

PO Box 518

Mailing Address: Beaver Dam AZ  
86432

RECEIVED  
BY EMAIL

04/13/2022, 9:47 AM

ARIZONA CORPORATION COMMISSION  
UTILITIES DIVISION

Docket No.:

For the Year Ended:

**WASTEWATER UTILITY**

To

Arizona Corporation Commission

**Due on April 15th**

Email: Util-Compliance@azcc.gov, mail or deliver the completed Annual Report to:

Arizona Corporation Commission  
Compliance Section - Utilities Division  
1200 West Washington Street  
Phoenix, Arizona 85007

Application Type:

Application Date:

ARIZONA CORPORATION COMMISSION  
WASTEWATER UTILITY ANNUAL REPORT  
Biasi Water Company, Inc.  
A Class  Utility

For the Calendar Year Ended:

Primary Address:   
City:  State:  Zip Code:

Telephone Number:

Date of Original Organization of Utility:

Person to whom correspondence should be addressed concerning this report:

Name:   
Telephone No. :   
Address:   
City:  State:  Zip Code:   
Email:

Name:   
Telephone No. :   
Address:   
City:  State:  Zip Code:   
Email:

Name:   
Telephone No. :   
Address:   
City:  State:  Zip Code:   
Email:

Name:   
Telephone No. :   
Address:   
City:  State:  Zip Code:   
Email:

Name:   
Telephone No. :   
Address:   
City:  State:  Zip Code:   
Email:

Ownership:

Counties Served:

<b>Important changes during the year</b>	
--	--

No	For those companies not subject to the affiliated interest rules, has there been a change in ownership or direct control during the year?
	If yes, please provide specific details in the box below.

No	Has the company been notified by any other regulatory authorities during the year, that they are out of compliance?
	If yes, please provide specific details in the box below.

Utility Plant in Service (Wastewater)							
Account No.	Description	Beginning Year Original Cost	Current Year Additions	Current Year Retirements	Adjusted Original Cost	Accumulated Depreciation	OCLD (OC less AD)
351	Organization	-	-	-	\$0	-	\$0
352	Franchises	-	-	-	0	-	0
353	Land and Land Rights	-	-	-	0	-	0
354	Structures and Improvements	25,413.00	-	-	25,413	22,761.88	2,651
355	Power Generation Equipment	-	-	-	0	-	0
360	Collections Wastewater - Force	96,695.00	-	-	96,695	86,832.06	9,863
361	Collections Wastewater - Gravity	27,705.14	51,530.33	-	79,235	16,854.08	62,381
362	Special Collecting Structures	-	-	-	0	-	0
363	Services to Customers	5,200.00	-	-	5,200	4,669.60	530
364	Flow Measuring Devices	-	-	-	0	-	0
365	Flow Measuring Installations	-	-	-	0	-	0
366	Reuse Services	-	-	-	0	-	0
367	Reuse Meters & Meter Installations	12,122.54	-	-	12,123	4,985.24	7,137
370	Receiving Wells	27,851.69	2,850.00	2,000.00	28,702	12,326.28	16,375
371	Pumping Equipment	-	-	-	0	-	0
374	Reuse Distribution Reservoirs	-	-	-	0	-	0
375	Reuse Trans. And Distr. Equipment	149,687.00	-	-	149,687	149,687.00	0
380	Treatment and Disposal Equipment	-	-	-	0	-	0
381	Plant Sewers	-	-	-	0	-	0
382	Outfall Sewer Lines	15,242.40	-	-	15,242	11,130.77	4,112
389	Other Plant and Misc. Equipment	-	-	-	0	-	0
390	Office Furniture and Equipment	-	-	-	0	-	0
390.1	Computer & Software	21,437.46	39,574.45	39,188.91	21,823	(6,212.21)	28,035
391	Transportation Equipment	-	-	-	0	-	0
392	Stores Equipment	227.55	-	-	228	49.25	178
393	Tools, Shop and Garage Equipment	-	-	-	0	-	0
394	Laboratory Equipment	-	-	-	0	-	0
395	Power Operated Equipment	-	-	-	0	-	0
396	Communication Equipment	-	-	-	0	-	0
397	Miscellaneous Equipment	-	-	-	0	-	0
398	Other Tangible Plant	-	-	-	0	-	0
	<b>Totals</b>	<b>\$381,582</b>	<b>\$93,955</b>	<b>\$41,189</b>	<b>\$434,348</b>	<b>\$303,084</b>	<b>\$131,264</b>

**Instructions:** Fill out the Grey Cells with the relevant information. Input 0 or none if there is nothing recorded in that account or there is no applicable information to report.

Biasi Water Company, Inc.  
Annual Report  
Depreciation Expense for the Current Year (Wastewater)  
12/31/21

Depreciation Expense for the Current Year (Wastewater)								
Account No.	Description	Beginning Year Original Cost	Current Year Additions	Current Year Retirements	Adjusted Original Cost	Fully Depreciated/Non-depreciable Plant	Depreciation Percentages	Depreciation Expense
351	Organization	\$0	\$0	\$0	\$0	\$0	0.00%	\$0
352	Franchises	0	0	0	0	0	0.00%	0
353	Land and Land Rights	0	0	0	0	0	0.00%	0
354	Structures and Improvements	25,413	0	0	25,413	0	3.33%	846
355	Power Generation Equipment	0	0	0	0	0	5.00%	0
360	Collections Wastewater - Force	96,695	0	0	96,695	0	2.00%	1,934
361	Collections Wastewater - Gravity	27,705	51,530	0	79,235	0	2.00%	1,069
362	Special Collecting Structures	0	0	0	0	0	2.00%	0
363	Services to Customers	5,200	0	0	5,200	0	2.00%	104
364	Flow Measuring Devices	0	0	0	0	0	10.00%	0
365	Flow Measuring Installations	0	0	0	0	0	10.00%	0
366	Reuse Services	0	0	0	0	0	8.33%	0
367	Reuse Meters & Meter Installations	12,123	0	0	12,123	0	3.33%	404
370	Receiving Wells	27,852	2,850	2,000	28,702	0	12.50%	3,535
371	Pumping Equipment	0	0	0	0	0	2.50%	0
374	Reuse Distribution Reservoirs	0	0	0	0	0	2.50%	0
375	Reuse Trans. And Distr. Equipment	149,687	0	0	149,687	0	5.00%	7,035
380	Treatment and Disposal Equipment	0	0	0	0	0	5.00%	0
381	Plant Sewers	0	0	0	0	0	3.33%	0
382	Outfall Sewer Lines	15,242	0	0	15,242	0	6.67%	1,017
389	Other Plant and Misc. Equipment	0	0	0	0	0	6.67%	0
390	Office Furniture and Equipment	0	0	0	0	0	20.00%	0
390.1	Computer & Software	21,437	39,574	39,189	21,823	0	20.00%	4,326
391	Transportation Equipment	0	0	0	0	0	4.00%	0
392	Stores Equipment	228	0	0	228	0	5.00%	11
393	Tools, Shop and Garage Equipment	0	0	0	0	0	10.00%	0
394	Laboratory Equipment	0	0	0	0	0	5.00%	0
395	Power Operated Equipment	0	0	0	0	0	10.00%	0
396	Communication Equipment	0	0	0	0	0	10.00%	0
397	Miscellaneous Equipment	0	0	0	0	0	0.00%	0
398	Other Tangible Plant	0	0	0	0	0	0.00%	0
	<b>Subtotal</b>	<b>\$381,582</b>	<b>\$93,955</b>	<b>\$41,189</b>	<b>\$434,348</b>	<b>\$0</b>		<b>\$20,281</b>

Contribution(s) in Aid of Construction (Gross)	\$0
Less: Non Amortizable Contribution(s)	0
Fully Amortized Contribution(s)	0
Amortizable Contribution(s)	<u>\$0</u>
Times: Proposed Amortization Rate	4.67%
<b>Amortization of CIAC</b>	\$0

Less: Amortization of CIAC

**DEPRECIATION EXPENSE**

**Instructions:** Fill out the Grey Cells with the relevent information. Input 0 or none if there is nothing recorded in that account or there is no applicable information to report.

Biasi Water Company, Inc.  
Annual Report  
Balance Sheet Assets  
12/31/21

<b>Balance Sheet Assets</b>				
	<b>Assets</b>		Balance at Beginning of Year (2021)	Balance at End of Year (2021)
<b>Account No.</b>	<b>Current and Accrued Assets</b>			
131	Cash		\$85,309	\$26,052
132	Special Deposits		0	0
135	Temporary Cash Investments		0	0
141	Customer Accounts Receivable		6,859	5,900
142	Other Accounts Receivable		0	0
143	Accumulated Provision for Uncollectable Accounts		0	0
146	Notes Receivable from Associated Companies		0	0
151	Plant Material and Supplies		0	0
162	Prepayments		0	0
173	Accrued Utility Revenue		0	0
174	Miscellaneous Current and Accrued Assets		0	0
	<b>Total Current and Accrued Assets</b>		<b>\$92,168</b>	<b>\$31,952</b>
	<b>Deferred Debits</b>			
186.1	Deferred Rate Case Expense		\$0	\$0
	<b>Total Deferred Debits</b>		<b>\$0</b>	<b>\$0</b>
	<b>Fixed Assets</b>			
101	Utility Plant in Service*		\$381,582	\$434,348
103	Property Held for Future Use		51,530	0
105	Construction Work in Progress		28,398	55,850
108	Accumulated Depreciation (enter as negative)*		(305,492)	(303,084)
121	Non-Utility Property		58,753	58,753
122	Accumulated Depreciation - Non Utility		0	0
	<b>Total Fixed Assets</b>		<b>\$214,772</b>	<b>\$245,866</b>
	<b>Total Assets</b>		<b>\$306,940</b>	<b>\$277,818</b>

**Instructions:** Fill out the Grey Cells with the relevant information. Input 0 or none if there is nothing recorded in that account or there is no applicable information to report.

Note these items feed automatically from the adjusted end of year balance from AR4.

Biasi Water Company, Inc.  
 Annual Report  
 Balance Sheet Liabilities and Owners Equity

<b>Balance Sheet Liabilities and Owners Equity</b>				
	<b>Liabilities</b>		Balance at Beginning of Year (2021)	Balance at End of Year (2021)
<b>Account No.</b>	<b>Current Liabilities</b>			
231	Accounts Payable		\$2,656	(\$676)
232	Notes Payable (Current Portion)		0	0
234	Notes Payable to Associated Companies		0	0
235	Customer Deposits		0	0
236	Accrued Taxes		3,401	3,089
237	Accrued Interest		0	0
241	Miscellaneous Current and Accrued Liabilities		0	0
253	Other Deferred Credits		0	0
	<b>Total Current Liabilities</b>		<b>\$6,056</b>	<b>\$2,413</b>
	<b>Long Term Debt</b>			
224	Long Term Debt (Notes and Bonds)		\$0	\$0
	<b>Total Long Term Debt</b>		<b>\$0</b>	<b>\$0</b>
	<b>Deferred Credits</b>			
252	Advances in Aid of Construction		\$0	\$0
255	Accumulated Deferred Investment Tax Credits		0	0
271	Contributions in Aid of Construction		0	0
272	Less: Amortization of Contributions		0	0
281	Accumulated Deferred Income Tax		0	0
	<b>Total Deferred Credits</b>		<b>\$0</b>	<b>\$0</b>
	<b>Total Liabilities</b>		<b>\$6,056</b>	<b>\$2,413</b>
	<b>Capital Accounts</b>			
201	Common Stock Issued		\$109,127	\$109,127
211	Other Paid-In Capital		220,992	187,697
215	Retained Earnings		(29,235)	(21,418)
218	Proprietary Capital (Sole Props and Partnerships)		0	0
	<b>Total Capital</b>		<b>\$300,884</b>	<b>\$275,405</b>
	<b>Total Liabilities and Capital</b>		<b>\$306,940</b>	<b>\$277,818</b>

**Instructions:** Fill out the Grey Cells with the relevent information. Input 0 or none if there is nothing recorded in that account or there is no applicable information to report.

**Note: Total liabilities and Capital must match total assets for the beginning and end of the year!**

<b>Wastewater Comparative Income Statement</b>			
Account No.	Calendar Year	Current Year	Last Year
		01/01/2021 - 12/31/2021	01/01/2020 - 12/31/2020
	<b>Operating Revenue</b>		
521	Flat Rate Revenues	\$91,008	\$87,984
522	Measured Revenues	0	0
534	Rents from Wastewater Property	0	0
536	Other Wastewater Revenues	350	225
	<b>Total Revenues</b>	<b>\$91,358</b>	<b>\$88,209</b>
	<b>Operating Expenses</b>		
701	Salaries and Wages	24,758.36	\$18,137
704	Employee Pensions and Benefits	1,290	11,336
710	Purchased Wastewater Treatment	0	1,260
711	Sludge Removal Expense	0	0
715	Purchased Power	1,500	2,461
716	Fuel for Power Production	0	0
718	Chemicals	0	237
720	Materials and Supplies	6,536	10,521
720.1	Repairs and Maintenance	0	0
720.2	Office Supplies and Expense	0	0
721	Office Expense	0	0
731	Contractual Services -Engineering	1,436	1,154
732	Contractual Services - Accounting	1,660	889
733	Contractual Services - Legal	78	61
734	Contractual Services - Management Fees	0	0
735	Contractual Services - Testing	4,030	3,860
736	Contractual Services - Other	16,362	11,287
740	Rents - Building	0	0
742	Rents - Equipment	0	0
750	Transportation Expenses	5,620	2,837
757	Insurance - General Liability	1,765	2,222
758	Insurance - Worker's Compensation	0	0
759	Insurance - Other	0	0
760	Advertising Expense	0	0
766	Regulatory Commission Expense - Rate Case	0	24
767	Regulatory Commission Expense - Other	18	0
770	Bad Debt Expense	0	0
775	Miscellaneous Expense	2,935	3,766
403	Depreciation Expense (From Schedule AR4)	20,281	20,062
408	Taxes Other Than Income	1,952	1,680
408.11	Property Taxes	3,293	2,968
408.12	Payroll Taxes	0	0
409	Income Taxes	0	0
	<b>Total Operating Expenses</b>	<b>\$93,515</b>	<b>\$94,762</b>
	<b>Operating Income / (Loss)</b>	<b>(\$2,157)</b>	<b>(\$6,553)</b>
	<b>Other Income / (Expense)</b>		
414	Gain (Loss) on Dispositions	\$0	\$0
419	Interest and Dividend Income	0	75
421	Non-Utility Income	0	0
426	Miscellaneous Non-Utility (Expense)	0	(87)
427	Interest (Expense)	12	0
	<b>Total Other Income / (Expense)</b>	<b>\$12</b>	<b>(\$12)</b>
	<b>Net Income / (Loss)</b>	<b>(\$2,145)</b>	<b>(\$6,565)</b>

**Instructions:** Fill out the Grey Cells with the relevant information. Input 0 or none if there is nothing recorded in that account or there is no applicable information to report.



**Full time equivalent employees**

	Direct Company	Allocated	Outside service	Total
President	0.3	0.0	0.0	0.3
Vice-president	0.0	0.0	0.0	0.0
Manager	0.0	0.0	0.0	0.0
Engineering Staff	0.0	0.0	0.0	0.0
System Operator(s)	0.3	0.0	0.0	0.3
Customer Service	0.3	0.0	0.0	0.3
Accounting	0.0	0.0	0.0	0.0
Business Office	0.0	0.0	0.0	0.0
Rates Department	0.0	0.0	0.0	0.0
Administrative Staff	0.0	0.0	0.0	0.0
Other	0.0	0.0	0.0	0.0
<b>Total</b>	0.9	0.0	0.0	0.9

**Instructions:** Fill out the Grey Cells with the relevant information. Input 0 or none if there is nothing recorded in that account or there is no applicable information to report. A full-time employee is based on 2080 total hours per year. Please calculate partial employees using 2080 hours.

<b>Supplemental Financial Data (Long-Term Debt)</b>				
	Loan #1	Loan #2	Loan #3	Loan #4
Date Issued	None			
Source of Loan				
ACC Decision No.				
Reason for Loan				
Dollar Amt. Issued				
Amount Outstanding				
Date of Maturity				
Interest Rate				
Current Year Interest				
Current Year Principal				

Meter Deposit Balance at Test Year End:	\$0
---	-----

Meter Deposits Refunded During the Test Year:	\$0
---	-----

*List all bonds, notes, loans, and other types of indebtedness in which the proceeds were used in the provision of public utility service. Indebtedness incurred for personal uses by the owner of the utility should not be listed. Input 0 or none if there is nothing to report for that cell.*

**Wastewater Utility Plant Description**

Name of System:	Biasi Water Company
Wastewater Inventory Number (if applicable):	103612
Type of Treatment	Aerobic Lagoon
Design Capacity of Plant (Gallons per day)	115400

LIFT STATION FACILITIES					
Location	Quantity of Pumps	Horsepower Per Pump	Rated Capacity Per Pump (GPM)	Wet Well Capacity (gals)	Year Constructed
Blk 160, Lot 1 Lift Stati	4	2	35	440	1997

FORCE MAINS		
Size	Material	Length (Feet)
4 inch	C-900 PVC	10,000

MANHOLES	
Type	Quantity
Standard	33
Drop	

CLEANOUTS
Quantity
0

**Note:** If you are filing for more than one system, please provide separate sheets for each system.

**Instructions:** Fill out the Grey Cells with the relevent information. Input 0 or none if there is nothing recorded in that account or there is no applicable information to report. Copy and paste this sheet as many times as is necessary.

Wastewater Utility Plant Description (Continued)					
GRAVITY MAINS			SERVICES/LATERALS		
Sizes (inches)	Material	Length (feet)	Size (inches)	Material	Quantity
8	SDR 35 PVC	4,620	4	SDR 35 PVC	120

For the following five items, list the utility owned assets in each category for each system.

<b>SOLIDS PROCESSING AND HANDLING FACILITIES</b>	None
<b>DISINFECTION EQUIPMENT</b> (Chlorinator, Ultra-Violet, Etc.)	None
<b>FILTRATION EQUIPMENT</b> (Rapid Sand, Slow Sand, Activated Carbon, Etc.)	None
<b>STRUCTURES</b> (Buildings, Fences, Etc.)	2,220 LF 6' Chain Link Fencing
<b>Other</b> (Laboratory Equipment, Tools, Vehicles, Standby, Power Generators, Etc.)	None

**Note:** If you are filing for more than one system, please provide separate sheets for each system.

**Instructions:** Fill out the Grey Cells with the relevent information. Input 0 or none if there is nothing recorded in that account or there is no applicable information to report. Copy and paste this sheet as many times as is necessary.

Wastewater Flows					
Month	Number of Services	Total Monthly Sewage Flow (Gallons)	Sewage Flow on Peak Day	Purchased Power Expense <sup>1</sup>	Purchased Power (kWh) <sup>2</sup>
January	132	369,580	17,000	132.46	152
February	134	354,010	17,000	129	155
March	135	491,410	17,000	123	164
April	137	447,620	17,000	141	229
May	137	397,530	16,000	131	228
June	137	274,770	15,000	103	312
July	138	301,740	12,000	97	284
August	138	336,850	15,000	111	280
September	138	322,850	17,000	120	279
October	139	360,440	17,000	136	226
November	139	422,880	18,000	138	196
December	140	406,450	19,000	139	161
<b>Totals</b>		<b>4,486,130</b>	<b>197,000</b>	<b>\$1,500</b>	<b>2,667</b>

Provide the following information as applicable per wastewater system:

Method of Effluent Disposal	Evaporation Ponds
Groundwater Permit Number	
ADEQ Aquifer Protection Permit ("APP") Number	103612
ADEQ Reuse Permit Number	
EPA NPDES Permil Number	
APP Effluent Treatment Requirement (Class)?	
Permitted Flow Rate	115,400
Permitted Organic Capacity	
Hydraulic Capacity	
Type of Biological Treatment	N/A

In the space below, list all violations within the past 12 months:

**Note:** If you are filing for more than one system, please provide separate sheets for each system.

- 1 Enter the total purchased power costs for the power meters associated with this system.
- 2 Enter the total purchased kWh used by the power meters associated with this system.

**Instructions:** Fill out the Grey Cells with the relevent information. Input 0 or none if there is nothing recorded in that account or there is no applicable information to report.

**Other Wastewater System Information**

**Provide a calculation used to determine the value of one wastewater equivalent residential connection (ERC).**

Use one of the following methods:

- (a) If actual flow data are available from the preceding 12 months, divide the total annual single family residence (SFR) gallons sold by the average number of single family residence customers for the same period and divide the result by 365 days.
- (b) If no historical flow data are available, use:  
$$ERC = ( \text{Total SFR gallons treated (Omit 000)} / 365 \text{ days} / 280 \text{ gallons per day} )$$

For wastewater only utilities:

Subtract all general use and other non residential customer gallons from the total gallons treated. Divide the remainder (SFR customers) by 365 days to reveal single family residence customer gallons per day.

**NOTE:** Total gallons treated includes both treated and purchased treatment.

ERC  Residential Flows are not metered seperately from commercial flows  
Method used:

What is the present system connection capacity (in ERCs \*) using existing lines?

What is the future system connection capacity (in ERCs \*) upon service area buildout?

Describe any plans and estimated completion dates for any enlargements or improvements of this system.

If the utility uses reuse as a means of effluent disposal, attach a list of the reuse end users and the amount of reuse provided to each, if known.

If the utility does not engage in reuse, has a reuse feasibility study been completed?

If so, when?

Biasi Water Company, Inc.  
 Annual Report  
 Utility Shutoffs / Disconnects  
 12/31/21

<b>Utility Shutoffs / Disconnects</b>	
Name of System:	Biasi Water Company
Wastewater Inventory Number (if applicable):	103612

Month	Termination without Notice R14-2-609.B	Termination with Notice R14-2-609.C	Other
January	0	0	0
February	0	0	0
March	0	0	0
April	0	0	0
May	0	0	0
June	0	0	0
July	0	0	0
August	0	0	0
September	0	0	0
October	0	0	0
November	0	0	0
December	0	0	0
<b>Total</b>	<b>0</b>	<b>0</b>	<b>0</b>

**Other (description):**

**Instructions:** Fill out the Grey Cells with the relevent information. Input 0 or none if there is nothing recorded in that account or there is no applicable information to report.

Biasi Water Company, Inc.  
Annual Report  
Property Taxes  
12/31/21

<b>Property Taxes</b>	
-----------------------	--

Amount of actual property taxes paid during Calendar Year 2021 was	
--	--

\$3,293
---------

If no property taxes paid, explain why.

<b>Instructions:</b> Fill out the Grey Cells with the relevant information. Input 0 or none if there is nothing recorded in that account or there is no applicable information to report.
---



**Verification and Sworn Statement (Taxes)**

**Verification:** State of Arizona I, the undersigned of the  
(state name)

County of (county name): Mohave  
Name (owner or official) title: Gary Biasi, President  
Company name: Biasi Water Company, Inc.

DO SAY THAT THIS ANNUAL UTILITY PROPERTY TAX AND SALES TAX REPORT TO THE ARIZONA CORPORATION COMMISSION.

FOR THE YEAR ENDING: 12/31/21

HAS BEEN PREPARED UNDER MY DIRECTION, FROM THE ORIGINAL BOOKS, PAPERS AND RECORDS OF SAID UTILITY; THAT I HAVE CAREFULLY EXAMINED THE SAME, AND DECLARE THE SAME TO BE A COMPLETE AND CORRECT STATEMENT OF BUSINESS AND AFFAIRS OF SAID UTILITY FOR THE PERIOD COVERED BY THIS REPORT IN RESPECT TO EACH AND EVERY MATTER AND THING SET FORTH, TO THE BEST OF MY KNOWLEDGE, INFORMATION AND BELIEF.

**Sworn Statement:** I HEREBY ATTEST THAT ALL PROPERTY TAXES FOR SAID COMPANY ARE CURRENT AND PAID IN FULL.

I HEREBY ATTEST THAT ALL SALES TAXES FOR SAID COMPANY ARE CURRENT AND PAID IN FULL.

Gary Biasi  
signature of owner/official


928-347-5921  
telephone no.

State of NV, County of Clark

SUBSCRIBED AND SWORN TO BEFORE ME A NOTARY PUBLIC  
IN AND FOR THE COUNTY

THIS 29 DAY OF March 2022  
(month) and (year)

MY COMMISSION EXPIRES 8/1/2022  
(date)



Amy White  
(signature of notary public)

Verification and Sworn Statement

Verification:

State of Arizona I, the undersigned of the  
(state name)

County of (county name): Mohave  
Name (owner or official) title: Gary Biasi, President  
Company name: Biasi Water Company, Inc.

DO SAY THAT THIS ANNUAL UTILITY PROPERTY TAX AND SALES TAX REPORT TO THE ARIZONA CORPORATION COMMISSION.

FOR THE YEAR ENDING: 12/31/21

HAS BEEN PREPARED UNDER MY DIRECTION, FROM THE ORIGINAL BOOKS, PAPERS AND RECORDS OF SAID UTILITY; THAT I HAVE CAREFULLY EXAMINED THE SAME, AND DECLARE THE SAME TO BE A COMPLETE AND CORRECT STATEMENT OF BUSINESS AND AFFAIRS OF SAID UTILITY FOR THE PERIOD COVERED BY THIS REPORT IN RESPECT TO EACH AND EVERY MATTER AND THING SET FORTH, TO THE BEST OF MY KNOWLEDGE, INFORMATION AND BELIEF.

Sworn Statement: IN ACCORDANCE WITH THE REQUIREMENTS OF TITLE 40, ARTICLE 8, SECTION 40-401, ARIZONA REVISED STATUTES, IT IS HEREIN REPORTED THAT THE GROSS OPERATING REVENUE OF SAID UTILITY DERIVED FROM ARIZONA INTRASTATE UTILITY OPERATIONS DURING THE CALENDAR YEAR WAS:

Arizona Intrastate Gross Operating Revenues Only (\$)

\$93,185

(The amount in the box above includes

\$0 in sales taxes  
billed or collected)

Gary Biasi

signature of owner/official

928-347-5921

telephone no.

State of NV, County of Clark

SUBSCRIBED AND SWORN TO BEFORE ME A NOTARY PUBLIC  
IN AND FOR THE COUNTY

THIS


29

DAY OF

Clark  
(county name)  
March 2022  
(month) and (year)

MY COMMISSION EXPIRES

8/1/2022  
(date)



Amy White  
(signature of notary public)

**Verification and Sworn Statement (Residential Revenue)**

**Verification:**

State of Arizona I, the undersigned of the  
(state name)

County of (county name): Mohave  
Name (owner or official) title: Gary Biasi, President  
Company name: Biasi Water Company, Inc.

DO SAY THAT THIS ANNUAL UTILITY PROPERTY TAX AND SALES TAX REPORT TO THE ARIZONA CORPORATION COMMISSION.

FOR THE YEAR ENDING: 12/31/21

HAS BEEN PREPARED UNDER MY DIRECTION, FROM THE ORIGINAL BOOKS, PAPERS AND RECORDS OF SAID UTILITY; THAT I HAVE CAREFULLY EXAMINED THE SAME, AND DECLARE THE SAME TO BE A COMPLETE AND CORRECT STATEMENT OF BUSINESS AND AFFAIRS OF SAID UTILITY FOR THE PERIOD COVERED BY THIS REPORT IN RESPECT TO EACH AND EVERY MATTER AND THING SET FORTH, TO THE BEST OF MY KNOWLEDGE, INFORMATION AND BELIEF.

**Sworn Statement:** IN ACCORDANCE WITH THE REQUIREMENTS OF TITLE 40, ARTICLE 8, SECTION 40-401, ARIZONA REVISED STATUTES, IT IS HEREIN REPORTED THAT THE GROSS OPERATING REVENUE OF SAID UTILITY DERIVED FROM ARIZONA INTRASTATE UTILITY OPERATIONS RECEIVED FROM RESIDENTIAL CUSTOMERS DURING THE CALENDAR YEAR WAS:

Arizona Intrastate Gross Operating Revenues Only (\$)

\$79,672

(The amount in the box above includes

\$0 in sales taxes  
billed or collected)

*Gary Biasi*

signature of owner/official

928-347-5921

telephone no.

*State of NV, County of Clark*


SUBSCRIBED AND SWORN TO BEFORE ME A NOTARY PUBLIC  
IN AND FOR THE COUNTY

Clark  
(county name)

THIS 29 DAY OF March, 2022  
(month) and (year)

MY COMMISSION EXPIRES

8/1/2022  
(date)



*Amy White*  
(signature of notary public)



**Full Gross-up Method for Income Tax Statement of Certification**

**Verification:**

State of Arizona I, the undersigned of the  
(state name)

County of (county name): Mohave  
Name (owner or official) title: Gary Biasi, President  
Company name: Biasi Water Company, Inc.

FOR THE YEAR ENDING: 12/31/21

**Sworn Statement:**

IN ACCORDANCE WITH THE REQUIREMENTS OF DECISION NO. 77084, BECAUSE THE UTILITY REQUIRES THE GROSS UP OF ADVANCES AND CONTRIBUTIONS, I HEREBY STATE THAT THE UTILITY HAS INCURRED OR IS EXPECTED TO INCUR A NET INCREASE IN CURRENT INCOME TAX EXPENSE OR A DECREASE IN DEFERRED TAX ASSET FOR A CARRY FORWARD ACCORDING TO GAAP IN AN AMOUNT EQUAL TO OR GREATER THAN THE AMOUNT OF THE REQUIRED GROSS UP PAID BY DEVELOPERS IN THE PERIOD COVERED BY THIS ANNUAL REPORT.

*Gary Biasi*

signature of owner/official

928-347-5921

telephone no.

*State of NV, County of Clark*

SUBSCRIBED AND SWORN TO BEFORE ME A NOTARY PUBLIC  
IN AND FOR THE COUNTY

Clark  
(county name)

THIS


29

DAY OF

March 2022  
(month) and (year)

MY COMMISSION EXPIRES

8/1/2022  
(date)



*Amy White*  
(signature of notary public)