

ANNUAL REPORT

Of

Company Name: **Biasi Water Company, Inc.**
PO Box 518

Mailing Address: Beaver Dam AZ
86432

Docket No.: WS-02812A
For the Year Ended: **12/31/21**

RECEIVED
BY EMAIL

04/13/2022, 9:47 AM
ARIZONA CORPORATION COMMISSION
UTILITIES DIVISION

WATER UTILITY

To

Arizona Corporation Commission

Due on April 15th

Email: Util-Compliance@azcc.gov, mail or deliver the completed Annual Report to:
Arizona Corporation Commission
Compliance Section - Utilities Division
1200 West Washington Street
Phoenix, Arizona 85007

Application Type: **Original Filing**
Application Date: **4/12/2022**

ARIZONA CORPORATION COMMISSION
WATER UTILITY ANNUAL REPORT
Biasi Water Company, Inc.
A Class Utility

For the Calendar Year Ended:

Primary Address:
City: State: Zip Code:

Telephone Number:

Date of Original Organization of Utility:

Person to whom correspondence should be addressed concerning this report:

Name:
Telephone No. :
Address:
City: State: Zip Code:
Email:

Name:
Telephone No. :
Address:
City: State: Zip Code:
Email:

Name:
Telephone No. :
Address:
City: State: Zip Code:
Email:

Name:
Telephone No. :
Address:
City: State: Zip Code:
Email:

Name:
Telephone No. :
Address:
City: State: Zip Code:
Email:

Ownership:

Counties Served:

Important changes during the year	
--	--

No	For those companies not subject to the affiliated interest rules, has there been a change in ownership or direct control during the year?
	If yes, please provide specific details in the box below.

No	Has the company been notified by any other regulatory authorities during the year, that they are out of compliance?
	If yes, please provide specific details in the box below.

Utility Plant in Service (Water)							
Account No.	Description	Beginning Year Original Cost	Current Year Additions	Current Year Retirements	Adjusted Original Cost	Accumulated Depreciation	OCLD (OC less AD)
301	Organization	7,014.00	-	-	\$7,014	-	\$7,014
302	Franchises	-	-	-	0	-	0
303	Land and Land Rights	-	-	-	0	-	0
304	Structures and Improvements	27,490.59	-	-	27,491	17,636.50	9,854
305	Collecting & Improving Reservoirs	-	-	-	0	-	0
306	Lake, River, Canal Intakes	-	-	-	0	-	0
307	Wells and Springs	26,911.13	-	-	26,911	17,236.75	9,674
308	Infiltration Galleries	-	-	-	0	-	0
309	Supply Mains	78,520.78	-	-	78,521	46,719.89	31,801
310	Power Generation Equipment	-	-	-	0	-	0
311	Pumping Equipment	21,413.03	-	-	21,413	5,956.71	15,456
320	Water Treatment Equipment	-	-	-	0	-	0
320.1	Water Treatment Plants	-	-	-	0	-	0
320.2	Solution Chemical Feeders	-	-	-	0	-	0
320.3	Point-of-Use Treatment Devices	-	-	-	0	-	0
330	Distribution Reservoirs and Standpipes	-	-	-	0	-	0
330.1	Storage Tanks	63,804.88	-	-	63,805	37,460.99	26,344
330.2	Pressure Tanks	-	-	-	0	-	0
331	Transmission and Distribution Mains	104,742.99	175,627.88	-	280,371	53,676.10	226,695
333	Services	4,282.97	25,660.23	-	29,943	2,205.58	27,738
334	Meters and Meter Installations	5,671.12	2,564.40	-	8,236	772.37	7,463
335	Hydrants	5,148.72	19,320.27	-	24,469	2,098.23	22,371
336	Backflow Prevention Devices	-	-	-	0	-	0
339	Other Plant and Misc. Equipment	-	-	-	0	-	0
340	Office Furniture and Equipment	7,435.50	-	-	7,436	2,883.37	4,552
340.1	Computer & Software	4,856.80	-	-	4,857	3,480.38	1,376
341	Transportation Equipment	45,727.46	39,574.45	46,688.91	38,613	2,458.13	36,155
342	Stores Equipment	-	-	-	0	-	0
343	Tools, Shop and Garage Equipment	1,731.80	-	-	1,732	598.96	1,133
344	Laboratory Equipment	-	-	-	0	-	0
345	Power Operated Equipment	3,018.00	-	-	3,018	1,493.28	1,525
346	Communication Equipment	-	-	-	0	-	0
347	Miscellaneous Equipment	-	-	-	0	-	0
348	Other Tangible Plant	266.47	-	-	266	183.08	83
	Totals	\$408,036	\$262,747	\$46,689	\$624,095	\$194,860	\$429,234

Biasi Water Company, Inc.
Annual Report
Depreciation Expense for the Current Year (Water)
12/31/21

Depreciation Expense for the Current Year (Water)									
Account No.	Description	Beginning Year Original Cost	Current Year Additions	Current Year Retirements	Adjusted Original Cost	Fully Depreciated/Non-depreciable Plant	Depreciable Plant	Depreciation Percentages	Depreciation Expense
301	Organization	\$7,014	\$0	\$0	\$7,014	\$7,014	\$0	0.00%	\$0
302	Franchises	0	0	0	0	0	0	0.00%	0
303	Land and Land Rights	0	0	0	0	0	0	0.00%	0
304	Structures and Improvements	27,491	0	0	27,491	0	27,491	3.33%	915
305	Collecting & Improving Reservoirs	0	0	0	0	0	0	2.50%	0
306	Lake, River, Canal Intakes	0	0	0	0	0	0	2.50%	0
307	Wells and Springs	26,911	0	0	26,911	0	26,911	3.33%	896
308	Infiltration Galleries	0	0	0	0	0	0	6.67%	0
309	Supply Mains	78,521	0	0	78,521	0	78,521	2.00%	1,570
310	Power Generation Equipment	0	0	0	0	0	0	5.00%	0
311	Pumping Equipment	21,413	0	0	21,413	0	21,413	12.50%	2,677
320	Water Treatment Equipment	0	0	0	0	0	0	0.00%	0
320.1	Water Treatment Plants	0	0	0	0	0	0	3.33%	0
320.2	Solution Chemical Feeders	0	0	0	0	0	0	20.00%	0
320.3	Point-of-Use Treatment Devices	0	0	0	0	0	0	0.00%	0
330	Distribution Reservoirs and Standpipes	0	0	0	0	0	0	0.00%	0
330.1	Storage Tanks	63,805	0	0	63,805	0	63,805	2.22%	1,416
330.2	Pressure Tanks	0	0	0	0	0	0	5.00%	0
331	Transmission and Distribution Mains	104,743	175,628	0	280,371	0	280,371	2.00%	3,851
333	Services	4,283	25,660	0	29,943	0	29,943	3.33%	570
334	Meters and Meter Installations	5,671	2,564	0	8,236	0	8,236	8.33%	579
335	Hydrants	5,149	19,320	0	24,469	0	24,469	2.00%	296
336	Backflow Prevention Devices	0	0	0	0	0	0	6.67%	0
339	Other Plant and Misc. Equipment	0	0	0	0	0	0	6.67%	0
340	Office Furniture and Equipment	7,436	0	0	7,436	0	7,436	6.67%	496
340.1	Computer & Software	4,857	0	0	4,857	0	4,857	20.00%	971
341	Transportation Equipment	45,727	39,574	46,689	38,613	0	38,613	20.00%	8,434
342	Stores Equipment	0	0	0	0	0	0	4.00%	0
343	Tools, Shop and Garage Equipment	1,732	0	0	1,732	0	1,732	5.00%	87
344	Laboratory Equipment	0	0	0	0	0	0	10.00%	0
345	Power Operated Equipment	3,018	0	0	3,018	0	3,018	5.00%	151
346	Communication Equipment	0	0	0	0	0	0	10.00%	0
347	Miscellaneous Equipment	0	0	0	0	0	0	10.00%	0
348	Other Tangible Plant	266	0	0	266	0	266	5.00%	13
	Subtotal	\$408,036	\$262,747	\$46,689	\$624,095	\$7,014	\$617,081		\$22,924

Contribution(s) in Aid of Construction (Gross)	7,144.30
Less: Non Amortizable Contribution(s)	0
Fully Amortized Contribution(s)	0
Amortizable Contribution(s)	\$7,144
Times: Proposed Amortization Rate	3.71%
Amortization of CIAC	\$265

Less: Amortization of CIAC \$265

DEPRECIATION EXPENSE **\$22,658**

Biasi Water Company, Inc.
Annual Report
Balance Sheet Assets
12/31/21

Balance Sheet Assets				
	Assets		Balance at Beginning of Year (2021)	Balance at End of Year (2021)
Account No.	Current and Accrued Assets			
131	Cash		\$110,264	\$39,952
134	Working Funds		0	0
135	Temporary Cash Investments		0	0
141	Customer Accounts Receivable		8,866	9,048
146	Notes Receivable from Associated Companies		0	0
151	Plant Material and Supplies		0	0
162	Prepayments		0	0
174	Miscellaneous Current and Accrued Assets		0	0
	Total Current and Accrued Assets		\$119,129	\$49,000
Account No.	Fixed Assets			
101	Utility Plant in Service*		\$408,036	\$624,095
103	Property Held for Future Use		106,525	0
105	Construction Work in Progress		13,089	0
108	Accumulated Depreciation (enter as negative)*		(200,126)	(194,860)
121	Non-Utility Property		0	0
122	Accumulated Depreciation - Non Utility		0	0
	Total Fixed Assets		\$327,524	\$429,234
	Total Assets		\$446,654	\$478,234

*Note these items feed automatically from AR3 UPIS Page 4

Biasi Water Company, Inc.
Annual Report
Balance Sheet Liabilities and Owners Equity

Balance Sheet Liabilities and Owners Equity				
	Liabilities		Balance at Beginning of Year (2021)	Balance at End of Year (2021)
Account No.	Current Liabilities			
231	Accounts Payable		\$3,432	(\$1,037)
232	Notes Payable (Current Portion)		0	0
234	Notes Payable to Associated Companies		0	0
235	Customer Deposits		842	1,851
236	Accrued Taxes		4,395	4,737
237	Accrued Interest		0	0
242	Miscellaneous Current and Accrued Liabilities		0	0
	Total Current Liabilities		\$8,670	\$5,552
	Long Term Debt			
224	Long Term Debt (Notes and Bonds)		\$0	\$0
	Deferred Credits			
251	Unamortized Premium on Debt		\$0	\$0
252	Advances in Aid of Construction		125,889	118,116
255	Accumulated Deferred Investment Tax Credits		0	0
271	Contributions in Aid of Construction		7,144	7,144
272	Less: Amortization of Contributions		(1,435)	(1,604)
281	Accumulated Deferred Income Tax		0	0
	Total Deferred Credits		\$131,598	\$123,656
	Total Liabilites		\$140,267	\$129,208
	Capital Accounts			
201	Common Stock Issued		\$109,127	\$109,127
211	Other Paid-In Capital		236,359	269,654
215	Retained Earnings		(39,099)	(29,754)
218	Proprietary Capital (Sole Props and Partnerships)		0	0
	Total Capital		\$306,386	\$349,027
	Total Liabilities and Capital		\$446,654	\$478,234

Note: Total liabilities and Capital must match total assets for the beginning and end of the year!

Biassi Water Company, Inc.
Annual Report
Water Comparative Income Statement
12/31/21

Water Comparative Income Statement			
Account No.	Calendar Year	Current Year 01/01/2021 - 12/31/2021	Last Year 01/01/2020 - 12/31/2020
	Operating Revenue		
461	Metered Water Revenue	\$123,964	\$119,948
460	Unmetered Water Revenue	0	0
462	Fire Protection Revenue	0	0
469	Guaranteed Revenues (Surcharges)	0	0
471	Miscellaneous Service Revenues	1,561	1,044
474	Other Water Revenue	425	0
	Total Revenues	\$125,950	\$120,991
	Operating Expenses		
601	Salaries and Wages	37,968.67	\$23,443
604	Employee Pensions and Benefits	1,978	14,652
610	Purchased Water	0	1,629
615	Purchased Power	2,667	4,473
618	Chemicals	0	0
620	Materials and Supplies	8,709	10,331
620.1	Repairs and Maintenance	0	0
620.2	Office Supplies and Expense	0	0
630	Contractual Services	0	0
631	Contractual Services - Engineering	2,203	1,492
632	Contractual Services - Accounting	2,546	1,150
633	Contractual Services - Legal	120	78
634	Contractual Services - Management Fees	0	0
635	Contractual Services - Water Testing	465	730
636	Contractual Services - Other	8,222	5,614
640	Rents	0	0
641	Rental of Building/Real Property	0	0
642	Rental of Equipment	0	0
650	Transportation Expenses	8,619	3,666
657	Insurance - General Liability	2,707	2,873
657.1	Insurance - Health and Life	0	0
665	Regulatory Commission Expense - Rate	27	30
670	Bad Debt Expense	157	0
675	Miscellaneous Expense	283	1,636
403	Depreciation Expense (From Schedule AR4)	22,658	20,588
408	Taxes Other Than Income	2,691	2,121
408.11	Property Taxes	4,540	4,071
409	Income Taxes	0	2,445
427.1	Customer Security Deposit Interest	0	0
	Total Operating Expenses	\$106,561	\$101,022
	Operating Income / (Loss)	\$19,389	\$19,970
	Other Income / (Expense)		
419	Interest and Dividend Income	34.09	\$97
421	Non-Utility Income	0	0
426	Miscellaneous Non-Utility (Expense)	0	(113)
427	Interest (Expense)	18	0
	Total Other Income / (Expense)	\$52	(\$16)
	Net Income / (Loss)	\$19,442	\$19,954

Biasi Water Company, Inc.
 Annual Report
 Full time equivalent employees
 12/31/21

Full time equivalent employees

	Direct Company	Allocated	Outside service	Total
President	0.3	0.0	0.0	0.3
Vice-president	0.0	0.0	0.0	0.0
Manager	0.0	0.0	0.0	0.0
Engineering Staff	0.0	0.0	0.0	0.0
System Operator(s)	0.3	0.0	0.0	0.3
Meter reader	0.0	0.0	0.0	0.0
Customer Service	0.3	0.0	0.0	0.3
Accounting	0.0	0.0	0.0	0.0
Business Office	0.0	0.0	0.0	0.0
Rates Department	0.0	0.0	0.0	0.0
Administrative Staff	0.0	0.0	0.0	0.0
Other	0.0	0.0	0.0	0.0
Total	0.9	0.0	0.0	0.9

Supplemental Financial Data (Long-Term Debt)				
	Loan #1	Loan #2	Loan #3	Loan #4
Date Issued	None			
Source of Loan				
ACC Decision No.				
Reason for Loan				
Dollar Amt. Issued				
Amount Outstanding				
Date of Maturity				
Interest Rate				
Current Year Interest				
Current Year Principal				

Meter Deposit Balance at Test Year End:	\$1,851
---	---------

Meter Deposits Refunded During the Test Year:	\$185
---	-------

List all bonds, notes, loans, and other types of indebtedness in which the proceeds were used in the provision of public utility service. Indebtedness incurred for personal uses by the owner of the utility should not be listed. Input 0 or none if there is nothing to report for that cell.

Well and Water Usage

Name of the System: BIASI WATER COMPANY											
ADEQ Public Water System Number:			AZ0408138								
ADWR PCC Number:			91-000352.0000								
Well registry 55# (55-XXXXXX):	Pump Horsepower	Pump Yield (gpm)	Casing Depth (feet)	Casing Diameter (inches)	Pump Motor Type **	Year Drilled	Water level 2011	Water level 2021	Meter Size (inches)	How measured:	Active
55-523210	15	85	630	18 & 12	Submersible	1990	N/A	N/A	3	Metered	Yes
55-565318	15	85	200	12	Submersible	1998	N/A	N/A	3	Metered	Yes

Name of system water delivered to:	NA
ADWR PCC Number:	#N/A
Source of water delivered to another system	NA
Name of system water received from:	NA
ADWR PCC Number:	#N/A
Source of water received	NA
Well registry 55# (55-XXXXXX):	NA

Month	Water withdrawn (gallons) ¹	Water sold (gallons) ²	Water delivered (sold) to other systems (gallons) ³	Water received (purchased) from other systems (gallons) ⁴	Estimated authorized use (gallons) ⁵	Purchased Power Expense ⁶	Purchased Power (kWh) ⁷
January	935,820.00	933,820.00	0.00	0.00	0.00	151.95	2,185
February	910,030.00	906,530.00	0.00	0.00	0.00	155.21	2,232
March	1,180,840.00	1,179,140.00	0.00	0.00	0.00	163.98	2,358
April	1,303,460.00	1,298,260.00	0.00	0.00	0.00	229.48	3,300
May	1,220,370.00	1,214,570.00	0.00	0.00	0.00	227.54	3,272
June	1,546,730.00	1,540,530.00	0.00	0.00	0.00	312.31	4,491
July	2,535,030.00	2,527,930.00	0.00	0.00	0.00	283.93	4,083
August	2,720,060.00	2,700,060.00	0.00	0.00	0.00	280.11	4,028
September	1,521,240.00	1,510,240.00	0.00	0.00	0.00	279.48	4,019
October	1,164,730.00	1,149,610.00	0.00	0.00	0.00	225.80	3,247
November	1,268,770.00	1,262,650.00	0.00	0.00	0.00	196.38	2,824
December	903,470.00	899,350.00	0.00	0.00	0.00	160.71	2,311
Totals	17,210,550.00	17,122,690.00	0.00	0.00	0.00	\$2,667	38,350

If applicable, in the space below please provide a description for all un-metered water use along with amounts:

1 Water withdrawn - Total gallons of water withdrawn from pumped sources.
2 Water sold - Total gallons from customer meters, and other sales such as construction water.
3 Water delivered (sold) to other systems - Total gallons of water delivered to other systems.
4 Water received (purchased) from other systems - Total gallons of water purchased/received from other systems.
5 Estimated authorized use - Total estimated gallons from authorized metered or unmetered use. Authorized uses such as flushing (mains, services and hydrants) draining/cleaning tanks, process, construction, fire fighting, etc. Non-authorized use (real losses) are service line breaks and leaks, water main breaks, meter inaccuracies and theft.
6 Enter the total purchased power costs for the power meters associated with this system.
7 Enter the total purchased kWh used by the power meters associated with this system.

Water Utility Plant Description	
Name of the System:	BIASI WATER COMPANY
ADEQ Public Water System Number:	AZ0408138
ADWR PCC Number:	91-000352.0000

MAINS		
Sizes (inches)	Material	Length (feet)
6.00	C-900 PVC	8,234
8.00	C-900 PVC	8,500

CUSTOMER METERS			
Size (inches)	Quantity	Percent over 1,000,000 gallons	Percent over 10 years old
5/8 X 3/4	263	30%	85%

SERVICE LINES		
Material	Percent of system	Year installed
Black poly	100%	Varies

BOOSTER PUMPS		
Horsepower	GPM	Quantity
None		

FIRE HYDRANTS	
Type	Quantity
Standard *	27
Other	

STORAGE TANKS			
Capacity (gallons)	Material	Quantity	Year installed
100,000	Steel	1	1997

PRESSURE/BLADDER TANKS			
Capacity (gallons)	Material	Quantity	Year installed
None			

* A standard fire hydrant has two 2.5 inch hose connection nozzles with 7.5 threads per inch, and one 4.5 inch pumper connection nozzle with 4 threads per inch.

Water Utility Plant Description (Continued)
--

For the following three items, list the utility owned assets in each category for each system.

TREATMENT EQUIPMENT:	None
-----------------------------	------

STRUCTURES:	6' Fence at tank Site
--------------------	-----------------------

OTHER:	None
---------------	------

Provide a calculation used to determine the value of one water equivalent residential connection (ERC).

Use one of the following methods:

- (a) If actual flow data are available from the preceding 12 months, divide the total annual single family residence (SFR) gallons sold by the average number of single family residence customers for the same period and divide the result by
- (b) If no historical flow data are available, use:
 $ERC = (\text{Total SFR gallons sold (Omit 000)} / 365 \text{ days} / 350 \text{ gallons per day})$

ERC

Method used:

Customer and Other Information	
Name of the System:	BIASI WATER COMPANY
ADEQ Public Water System Number:	AZ0408138
ADWR PCC Number:	91-000352.0000

Month	Number of Customers				
	Single-Family	Multi-Family	Commercial	Turf/Irrigation	Other Non-Residential
January	240	0	0	0	0
February	244	0	0	0	0
March	247	0	0	0	0
April	252	0	0	0	0
May	250	0	0	0	0
June	253	0	0	0	0
July	255	0	0	0	0
August	255	0	0	0	0
September	256	0	0	0	0
October	258	0	0	0	0
November	260	0	0	0	0
December	263	0	0	0	0

If the system has fire hydrants, what is the fire flow requirements? GPM for hrs.

Does the system have chlorination treatment?

Does the Company have an ADWR Gallons Per Capita Per Day (GPCPD) requirement?
 If yes, provide the GPCPD amount:

Is the Water Utility located in an ADWR Active Management Area (AMA)?
 If yes, which AMA?

What is the present system connection capacity (in ERCs *) using existing lines?

What is the future system connection capacity (in ERCs *) upon service area buildout?

Describe any plans and estimated completion dates for any enlargements or improvements of this system.

* an ERC is based on the calculation on the bottom of AR9 page 12.

Biasi Water Company, Inc.
 Annual Report
 Utility Shutoffs / Disconnects
 12/31/21

Utility Shutoffs / Disconnects	
Name of the System:	BIASI WATER COMPANY
ADEQ Public Water System Number:	AZ0408138
ADWR PCC Number:	91-000352.0000

Month	Termination without Notice R14-2-410.B	Termination with Notice R14-2-410.C	Other
January	0	0	0
February	0	1	0
March	0	0	0
April	0	0	0
May	0	0	0
June	0	0	0
July	0	1	0
August	0	0	0
September	0	0	0
October	0	0	0
November	0	0	0
December	0	0	0
Total	0	2	0

Other (description):

Instructions: Fill out the Grey Cells with the relevent information. Input 0 or none if there is nothing recorded in that account or there is no applicable information to report.

Biasi Water Company, Inc.
Annual Report
Property Taxes
12/31/21

Property Taxes	
----------------	--

Amount of actual property taxes paid during Calendar Year 2021 was	
--	--

	4,540.36
--	----------

If no property taxes paid, explain why.

Instructions: Fill out the Grey Cells with the relevant information. Input 0 or none if there is nothing recorded in that account or there is no applicable information to report.

Verification and Sworn Statement (Taxes)

Verification: State of Arizona I, the undersigned of the
(state name)

County of (county name): Mohave
Name (owner or official) title: Gary Biasi, President
Company name: Biasi Water Company, Inc.

DO SAY THAT THIS ANNUAL UTILITY PROPERTY TAX AND SALES TAX REPORT TO THE ARIZONA CORPORATION COMMISSION.

FOR THE YEAR ENDING: 12/31/21

HAS BEEN PREPARED UNDER MY DIRECTION, FROM THE ORIGINAL BOOKS, PAPERS AND RECORDS OF SAID UTILITY; THAT I HAVE CAREFULLY EXAMINED THE SAME, AND DECLARE THE SAME TO BE A COMPLETE AND CORRECT STATEMENT OF BUSINESS AND AFFAIRS OF SAID UTILITY FOR THE PERIOD COVERED BY THIS REPORT IN RESPECT TO EACH AND EVERY MATTER AND THING SET FORTH, TO THE BEST OF MY KNOWLEDGE, INFORMATION AND BELIEF.

Sworn Statement: I HEREBY ATTEST THAT ALL PROPERTY TAXES FOR SAID COMPANY ARE CURRENT AND PAID IN FULL.

I HEREBY ATTEST THAT ALL SALES TAXES FOR SAID COMPANY ARE CURRENT AND PAID IN FULL.

Gary Biasi
signature of owner/official


928-347-5921
telephone no.

State of NV, County of Clark
SUBSCRIBED AND SWORN TO BEFORE ME A NOTARY PUBLIC
IN AND FOR THE COUNTY

THIS 29 DAY OF Clark
March 2022
(month) and (year)

MY COMMISSION EXPIRES 8/1/2022
(date)

Amy White
(signature of notary public)



Verification and Sworn Statement

Verification:

State of Arizona I, the undersigned of the
(state name)

County of (county name): Mohave
Name (owner or official) title: Gary Biasi, President
Company name: Biasi Water Company, Inc.

DO SAY THAT THIS ANNUAL UTILITY PROPERTY TAX AND SALES TAX REPORT TO THE ARIZONA CORPORATION COMMISSION.

FOR THE YEAR ENDING: 12/31/21

HAS BEEN PREPARED UNDER MY DIRECTION, FROM THE ORIGINAL BOOKS, PAPERS AND RECORDS OF SAID UTILITY; THAT I HAVE CAREFULLY EXAMINED THE SAME, AND DECLARE THE SAME TO BE A COMPLETE AND CORRECT STATEMENT OF BUSINESS AND AFFAIRS OF SAID UTILITY FOR THE PERIOD COVERED BY THIS REPORT IN RESPECT TO EACH AND EVERY MATTER AND THING SET FORTH, TO THE BEST OF MY KNOWLEDGE, INFORMATION AND BELIEF.

Sworn Statement: IN ACCORDANCE WITH THE REQUIREMENTS OF TITLE 40, ARTICLE 8, SECTION 40-401, ARIZONA REVISED STATUTES, IT IS HEREIN REPORTED THAT THE GROSS OPERATING REVENUE OF SAID UTILITY DERIVED FROM ARIZONA INTRASTATE UTILITY OPERATIONS DURING THE CALENDAR YEAR WAS:

Arizona Intrastate Gross Operating Revenues Only (\$)
\$135,886
(The amount in the box above includes
\$7,428 in sales taxes
billed or collected)


Gary Biasi
signature of owner/official

928-347-5921
telephone no.

State of NV, County of Clark
SUBSCRIBED AND SWORN TO BEFORE ME A NOTARY PUBLIC
IN AND FOR THE COUNTY Clark
(county name)

THIS 29 DAY OF March 2012
(month) and (year)

MY COMMISSION EXPIRES 8/1/2012
(date)



Amy White
(signature of notary public)

Verification and Sworn Statement (Residential Revenue)

Verification:

State of Arizona I, the undersigned of the
(state name)

County of (county name): Mohave
Name (owner or official) title: Gary Biasi, President
Company name: Biasi Water Company, Inc.

DO SAY THAT THIS ANNUAL UTILITY PROPERTY TAX AND SALES TAX REPORT TO THE ARIZONA CORPORATION COMMISSION.

FOR THE YEAR ENDING: 12/31/21

HAS BEEN PREPARED UNDER MY DIRECTION, FROM THE ORIGINAL BOOKS, PAPERS AND RECORDS OF SAID UTILITY; THAT I HAVE CAREFULLY EXAMINED THE SAME, AND DECLARE THE SAME TO BE A COMPLETE AND CORRECT STATEMENT OF BUSINESS AND AFFAIRS OF SAID UTILITY FOR THE PERIOD COVERED BY THIS REPORT IN RESPECT TO EACH AND EVERY MATTER AND THING SET FORTH, TO THE BEST OF MY KNOWLEDGE, INFORMATION AND BELIEF.

Sworn Statement:

IN ACCORDANCE WITH THE REQUIREMENTS OF TITLE 40, ARTICLE 8, SECTION 40-401, ARIZONA REVISED STATUTES, IT IS HEREIN REPORTED THAT THE GROSS OPERATING REVENUE OF SAID UTILITY DERIVED FROM ARIZONA INTRASTATE UTILITY OPERATIONS RECEIVED FROM RESIDENTIAL CUSTOMERS DURING THE CALENDAR YEAR WAS:

Arizona Intrastate Gross Operating Revenues Only (\$)

\$135,886

(The amount in the box above includes

\$7,428 in sales taxes
billed or collected)


Gary Biasi
signature of owner/official

928-347-5921
telephone no.

State of NV, County of Clark
SUBSCRIBED AND SWORN TO BEFORE ME A NOTARY PUBLIC
IN AND FOR THE COUNTY Clark
(county name)

THIS 29 DAY OF March 2022
(month) and (year)

MY COMMISSION EXPIRES 8/1/2022
(date)



Amy White
(signature of notary public)

Full Gross-up Method for Income Tax Statement of Certification

Verification:

State of Arizona I, the undersigned of the
(state name)

County of (county name): Mohave
Name (owner or official) title: Gary Biasi, President
Company name: Biasi Water Company, Inc.

FOR THE YEAR ENDING: 12/31/21

Sworn Statement:

IN ACCORDANCE WITH THE REQUIREMENTS OF DECISION NO. 77084, BECAUSE THE UTILITY REQUIRES THE GROSS UP OF ADVANCES AND CONTRIBUTIONS, I HEREBY STATE THAT THE UTILITY HAS INCURRED OR IS EXPECTED TO INCUR A NET INCREASE IN CURRENT INCOME TAX EXPENSE OR A DECREASE IN DEFERRED TAX ASSET FOR A CARRY FORWARD ACCORDING TO GAAP IN AN AMOUNT EQUAL TO OR GREATER THAN THE AMOUNT OF THE REQUIRED GROSS UP PAID BY DEVELOPERS IN THE PERIOD COVERED BY THIS ANNUAL REPORT.

Gary Biasi

signature of owner/official

928-347-5921
telephone no.

State of NV, County of Clark

SUBSCRIBED AND SWORN TO BEFORE ME A NOTARY PUBLIC
IN AND FOR THE COUNTY

Clark
(county name)

THIS 29 DAY OF March 2022
(month) and (year)

MY COMMISSION EXPIRES 8/1/2022
(date)

Amy White
(signature of notary public)

