

RECEIVED BY EMAIL
6/25/2021, 11:01 AM
ARIZONA CORPORATION COMMISSION
UTILITIES DIVISION

ANNUAL REPORT

Of

Company Name: Double Diamond Utilities, Inc.
3636 N. Central Ave., Ste. 700

Mailing Address: Phoenix AZ
85012

Docket No.: WS-20543A
For the Year Ended: 12/31/20

WASTEWATER UTILITY

To

Arizona Corporation Commission

Due on April 15th

Email: Util-Compliance@azcc.gov, mail or deliver the completed Annual Report to:
Arizona Corporation Commission
Compliance Section - Utilities Division
1200 West Washington Street
Phoenix, Arizona 85007

Application Type: Original Filing
Application Date: 6/23/2021

ARIZONA CORPORATION COMMISSION
WASTEWATER UTILITY ANNUAL REPORT
Double Diamond Utilities, Inc.
A Class Utility

For the Calendar Year Ended: 12/31/20

Primary Address:
City: State: Zip Code:

Telephone Number:

Date of Original Organization of Utility:

Person to whom correspondence should be addressed concerning this report:

Name:
Telephone No. :
Address:
City: State: Zip Code:
Email:

Name:
Telephone No. :
Address:
City: State: Zip Code:
Email:

Name:
Telephone No. :
Address:
City: State: Zip Code:
Email:

Name:
Telephone No. :
Address:
City: State: Zip Code:
Email:

Name:
Telephone No. :
Address:
City: State: Zip Code:
Email:

Ownership:

Counties Served:

Important changes during the year
--

	For those companies not subject to the affiliated interest rules, has there been a change in ownership or direct control during the year?
	If yes, please provide specific details in the box below.
	No

	Has the company been notified by any other regulatory authorities during the year, that they are out of compliance?
	If yes, please provide specific details in the box below.
	No

— SEE ATTACHED BALANCE SHEET —

Utility Plant in Service (Wastewater)							
Account No.	Description	Beginning Year Original Cost	Current Year Additions	Current Year Retirements	Adjusted Original Cost	Accumulated Depreciation	OCLD (OC less AD)
351	Organization				\$0		\$0
352	Franchises				0		0
353	Land and Land Rights				0		0
354	Structures and Improvements				0		0
355	Power Generation Equipment				0		0
360	Collections Wastewater - Force				0		0
361	Collections Wastewater - Gravity				0		0
362	Special Collecting Structures				0		0
363	Services to Customers				0		0
364	Flow Measuring Devices				0		0
365	Flow Measuring Installations				0		0
366	Reuse Services				0		0
367	Reuse Meters & Meter Installations				0		0
370	Receiving Wells				0		0
371	Pumping Equipment	0	0	0	0	0	0
374	Reuse Distribution Reservoirs	0	0	0	0	0	0
375	Reuse Trans. And Distr. Equipment	0	0	0	0	0	0
380	Treatment and Disposal Equipment	0	0	0	0	0	0
381	Plant Sewers	0	0	0	0	0	0
382	Outfall Sewer Lines	0	0	0	0	0	0
389	Other Plant and Misc. Equipment	0	0	0	0	0	0
390	Office Furniture and Equipment	0	0	0	0	0	0
390.1	Computer & Software	0	0	0	0	0	0
391	Transportation Equipment	0	0	0	0	0	0
392	Stores Equipment	0	0	0	0	0	0
393	Tools, Shop and Garage Equipment	0	0	0	0	0	0
394	Laboratory Equipment	0	0	0	0	0	0
395	Power Operated Equipment	0	0	0	0	0	0
396	Communication Equipment	0	0	0	0	0	0
397	Miscellaneous Equipment	0	0	0	0	0	0
398	Other Tangible Plant	0	0	0	0	0	0
	Totals	\$0	\$0	\$0	\$0	\$0	\$0

Instructions: Fill out the Grey Cells with the relevent information. Input 0 or none if there is nothing recorded in that account or there is no applicable information to report.

- SEE ATTACHED BALANCE SHEET -

Depreciation Expense for the Current Year (Wastewater)								
Account No.	Description	Beginning Year Original Cost	Current Year Additions	Current Year Retirements	Adjusted Original Cost	Fully Depreciated/Non-depreciable Plant	Depreciation Percentages	Depreciation Expense
351	Organization	\$0	\$0	\$0	\$0			\$0
352	Franchises	0	0	0	0			0
353	Land and Land Rights	0	0	0	0			0
354	Structures and Improvements	0	0	0	0			0
355	Power Generation Equipment	0	0	0	0			0
360	Collections Wastewater - Force	0	0	0	0			0
361	Collections Wastewater - Gravity	0	0	0	0			0
362	Special Collecting Structures	0	0	0	0			0
363	Services to Customers	0	0	0	0			0
364	Flow Measuring Devices	0	0	0	0			0
365	Flow Measuring Installations	0	0	0	0			0
366	Reuse Services	0	0	0	0			0
367	Reuse Meters & Meter Installations	0	0	0	0			0
370	Receiving Wells	0	0	0	0			0
371	Pumping Equipment	0	0	0	0			0
374	Reuse Distribution Reservoirs	0	0	0	0			0
375	Reuse Trans. And Distr. Equipment	0	0	0	0			0
380	Treatment and Disposal Equipment	0	0	0	0			0
381	Plant Sewers	0	0	0	0			0
382	Outfall Sewer Lines	0	0	0	0			0
389	Other Plant and Misc. Equipment	0	0	0	0			0
390	Office Furniture and Equipment	0	0	0	0	0	0.00%	0
390.1	Computer & Software	0	0	0	0	0	0.00%	0
391	Transportation Equipment	0	0	0	0	0	0.00%	0
392	Stores Equipment	0	0	0	0	0	0.00%	0
393	Tools, Shop and Garage Equipment	0	0	0	0	0	0.00%	0
394	Laboratory Equipment	0	0	0	0	0	0.00%	0
395	Power Operated Equipment	0	0	0	0	0	0.00%	0
396	Communication Equipment	0	0	0	0	0	0.00%	0
397	Miscellaneous Equipment	0	0	0	0	0	0.00%	0
398	Other Tangible Plant	0	0	0	0	0	0.00%	0
	Subtotal	\$0	\$0	\$0	\$0	\$0		\$0

Contribution(s) in Aid of Construction (Gross)	\$0
Less: Non Amortizable Contribution(s)	0
Fully Amortized Contribution(s)	0
Amortizable Contribution(s)	<u>\$0</u>
Times: Proposed Amortization Rate	
Amortization of CIAC	

Less: Amortization of CIAC

DEPRECIATION EXPENSE

Instructions: Fill out the Grey Cells with the relevant information. Input 0 or none if there is nothing recorded in that account or there is no applicable information to report.

- SEE ATTACHED BALANCE SHEET -

Balance Sheet Assets				
Account No.	Assets		Balance at Beginning of Year (2020)	Balance at End of Year (2020)
Current and Accrued Assets				
131	Cash			
132	Special Deposits			
135	Temporary Cash Investments			
141	Customer Accounts Receivable			
142	Other Accounts Receivable			
143	Accumulated Provision for Uncollectable Accounts			
146	Notes Receivable from Associated Companies			
151	Plant Material and Supplies			
162	Prepayments			
173	Accrued Utility Revenue			
174	Miscellaneous Current and Accrued Assets			
	Total Current and Accrued Assets		\$0	\$0
Deferred Debits				
186.1	Deferred Rate Case Expense			
	Total Deferred Debits		\$0	\$0
Fixed Assets				
101	Utility Plant in Service*		\$0	\$0
103	Property Held for Future Use			
105	Construction Work in Progress			
108	Accumulated Depreciation (enter as negative)*			0
121	Non-Utility Property			
122	Accumulated Depreciation - Non Utility			
	Total Fixed Assets		\$0	\$0
	Total Assets		\$0	\$0

Instructions: Fill out the Grey Cells with the relevant information. Input 0 or none if there is nothing recorded in that account or there is no applicable information to report.

Note these items feed automatically from the adjusted end of year balance from AR4.

Double Diamond Utilities, Inc.
 Annual Report
 Balance Sheet Liabilities and Owners Equity

- SEE ATTACHED BALANCE SHEET -

Balance Sheet Liabilities and Owners Equity				
	Liabilities		Balance at Beginning of Year (2020)	Balance at End of Year (2020)
Account No.	Current Liabilities			
231	Accounts Payable			
232	Notes Payable (Current Portion)			
234	Notes Payable to Associated Companies			
235	Customer Deposits			
236	Accrued Taxes			
237	Accrued Interest			
241	Miscellaneous Current and Accrued Liabilities			
253	Other Deferred Credits			
	Total Current Liabilities		\$0	\$0
	Long Term Debt			
224	Long Term Debt (Notes and Bonds)			
	Total Long Term Debt		\$0	\$0
	Deferred Credits			
252	Advances in Aid of Construction			
255	Accumulated Deferred Investment Tax Credits			
271	Contributions in Aid of Construction			
272	Less: Amortization of Contributions			
281	Accumulated Deferred Income Tax			
	Total Deferred Credits		\$0	\$0
	Total Liabilities		\$0	\$0
	Capital Accounts			
201	Common Stock Issued			
211	Other Paid-In Capital			
215	Retained Earnings			
218	Proprietary Capital (Sole Props and Partnerships)			
	Total Capital		\$0	\$0
	Total Liabilities and Capital		\$0	\$0

Instructions: Fill out the Grey Cells with the relevent information. Input 0 or none if there is nothing recorded in that account or there is no applicable information to report.

Note: Total liabilities and Capital must match total assets for the beginning and end of the year!

- SEE ATTACHED BALANCE SHEET -

Wastewater Comparative Income Statement			
Account No.	Calendar Year	Current Year 01/01/2020 -	Last Year 01/01/2019 -
	Operating Revenue		
521	Flat Rate Revenues	\$0	\$0
522	Measured Revenues	0	0
534	Rents from Wastewater Property	0	0
536	Other Wastewater Revenues	0	0
	Total Revenues	\$0	\$0
	Operating Expenses		
701	Salaries and Wages	\$0	\$0
704	Employee Pensions and Benefits	0	0
710	Purchased Wastewater Treatment	0	0
711	Sludge Removal Expense	0	0
715	Purchased Power	0	0
716	Fuel for Power Production	0	0
718	Chemicals	0	0
720	Materials and Supplies	0	0
720.1	Repairs and Maintenance	0	0
720.2	Office Supplies and Expense	0	0
721	Office Expense	0	0
731	Contractual Services - Engineering		
732	Contractual Services - Accounting		
733	Contractual Services - Legal		
734	Contractual Services - Management Fees		
735	Contractual Services - Testing		
736	Contractual Services - Other		
740	Rents - Building	0	0
742	Rents - Equipment	0	0
750	Transportation Expenses	0	0
757	Insurance - General Liability	0	0
758	Insurance - Worker's Compensation	0	0
759	Insurance - Other	0	0
760	Advertising Expense	0	0
766	Regulatory Commission Expense - Rate Case	0	0
767	Regulatory Commission Expense - Other		
770	Bad Debt Expense		
775	Miscellaneous Expense		
403	Depreciation Expense (From Schedule AR4)		
408	Taxes Other Than Income		
408.11	Property Taxes		
408.12	Payroll Taxes		
409	Income Taxes		
	Total Operating Expenses	\$0	\$0
	Operating Income / (Loss)	\$0	\$0
	Other Income / (Expense)		
414	Gain (Loss) on Dispositions	\$0	\$0
419	Interest and Dividend Income	0	0
421	Non-Utility Income	0	0
426	Miscellaneous Non-Utility (Expense)	0	0
427	Interest (Expense)	0	0
	Total Other Income / (Expense)	\$0	\$0
	Net Income / (Loss)	\$0	\$0

Instructions: Fill out the Grey Cells with the relevant information. Input 0 or none if there is nothing recorded in that account or there is no applicable information to report.

Double Diamond Utilities, Inc.
 Annual Report
 Full time equivalent employees
 12/31/20

Full time equivalent employees

	Direct Company	Allocated	Outside service	Total
President	0.0	0.0	0.0	0.0
Vice-president	0.0	0.0	0.0	0.0
Manager	0.0	0.0	0.0	0.0
Engineering Staff	0.0	0.0	0.0	0.0
System Operator(s)	0.0	0.0	0.0	0.0
Customer Service	0.0	0.0	0.0	0.0
Accounting	0.0	0.0	0.0	0.0
Business Office	0.0	0.0	0.0	0.0
Rates Department	0.0	0.0	0.0	0.0
Administrative Staff	0.0	0.0	0.0	0.0
Other	0.0	0.0	0.0	0.0
Total	0.0	0.0	0.0	0.0

Instructions: Fill out the Grey Cells with the relevant information. Input 0 or none if there is nothing recorded in that account or there is no applicable information to report. A full-time employee is based on 2080 total hours per year. Please calculate partial employees using 2080 hours.

Double Diamond Utilities, Inc.
 Annual Report
 Supplemental Financial Data (Long-Term Debt)
 12/31/20

Supplemental Financial Data (Long-Term Debt)				
	Loan #1	Loan #2	Loan #3	Loan #4
Date Issued	n/a	n/a	n/a	n/a
Source of Loan	n/a	n/a	n/a	n/a
ACC Decision No.	n/a	n/a	n/a	n/a
Reason for Loan	n/a	n/a	n/a	n/a
Dollar Amt. Issued				
Amount Outstanding				
Date of Maturity				
Interest Rate				
Current Year Interest				
Current Year Principal				

Meter Deposit Balance at Test Year End:	\$0
---	-----

Meter Deposits Refunded During the Test Year:	\$0
---	-----

List all bonds, notes, loans, and other types of indebtedness in which the proceeds were used in the provision of public utility service. Indebtedness incurred for personal uses by the owner of the utility should not be listed. Input 0 or none if there is nothing to report for that cell.

Wastewater Utility Plant Description (Continued)					
GRAVITY MAINS			SERVICES/LATERALS		
Sizes (inches)	Material	Length (feet)	Size (inches)	Material	Quantity
8		0			0
10		0			
12		0			

For the following five items, list the utility owned assets in each category for each system.

SOLIDS PROCESSING AND HANDLING FACILITIES	none
DISINFECTION EQUIPMENT (Chlorinator, Ultra-Violet, Etc.)	none
FILTRATION EQUIPMENT (Rapid Sand, Slow Sand, Activated Carbon, Etc.)	none
STRUCTURES (Buildings, Fences, Etc.)	none
Other (Laboratory Equipment, Tools, Vehicles, Standby, Power Generators, Etc.)	none

Note: If you are filing for more than one system, please provide separate sheets for each system.

Instructions: Fill out the Grey Cells with the relevent information. Input 0 or none if there is nothing recorded in that account or there is no applicable information to report. Copy and paste this sheet as many times as is necessary.

Wastewater Flows					
Month	Number of Services	Total Monthly Sewage Flow (Gallons)	Sewage Flow on Peak Day	Purchased Power Expense ¹	Purchased Power (kWh) ²
January	0	0	0	\$0	0
February	0	0	0	0	0
March	0	0	0	0	0
April	0	0	0	0	0
May	0	0	0	0	0
June	0	0	0	0	0
July	0	0	0	0	0
August	0	0	0	0	0
September	0	0	0	0	0
October	0	0	0	0	0
November	0	0	0	0	0
December	0	0	0	0	0
	Totals	0	0	\$0	0

Provide the following information as applicable per wastewater system:

Method of Effluent Disposal	
Groundwater Permit Number	
ADEQ Aquifer Protection Permit ("APP") Number	
ADEQ Reuse Permit Number	
EPA NPDES Permil Number	
APP Effluent Treatment Requirement (Class)?	
Permitted Flow Rate	
Permitted Organic Capacity	
Hydraulic Capacity	
Type of Biological Treatment	

In the space below, list all violations within the past 12 months:

none

Note: If you are filing for more than one system, please provide separate sheets for each system.

¹ Enter the total purchased power costs for the power meters associated with this system.
² Enter the total purchased kWh used by the power meters associated with this system.

Instructions: Fill out the Grey Cells with the relevent information. Input 0 or none if there is nothing recorded in that account or there is no applicable information to report.

Other Wastewater System Information

Provide a calculation used to determine the value of one wastewater equivalent residential connection (ERC).

Use one of the following methods:

- (a) If actual flow data are available from the preceding 12 months, divide the total annual single family residence (SFR) gallons sold by the average number of single family residence customers for the same period and divide the result by 365 days.
- (b) If no historical flow data are available, use:
 $ERC = (\text{Total SFR gallons treated (Omit 000)} / 365 \text{ days} / 280 \text{ gallons per day})$

For wastewater only utilities:

Subtract all general use and other non residential customer gallons from the total gallons treated. Divide the remainder (SFR customers) by 365 days to reveal single family residence customer gallons per day.

NOTE: Total gallons treated includes both treated and purchased treatment.

ERC
Method used:

What is the present system connection capacity (in ERCs *) using existing lines?

What is the future system connection capacity (in ERCs *) upon service area buildout?

Describe any plans and estimated completion dates for any enlargements or improvements of this system.

If the utility uses reuse as a means of effluent disposal, attach a list of the reuse end users and the amount of reuse provided to each, if known.

If the utility does not engage in reuse, has a reuse feasibility study been completed?

If so, when?

Double Diamond Utilities, Inc.
 Annual Report
 Utility Shutoffs / Disconnects
 12/31/20

Utility Shutoffs / Disconnects	
Name of System:	n/a
Wastewater Inventory Number (if applicable):	n/a

Month	Termination without Notice R14-2-609.B	Termination with Notice R14-2-609.C	Other
January	0	0	0
February	0	0	0
March	0	0	0
April	0	0	0
May	0	0	0
June	0	0	0
July	0	0	0
August	0	0	0
September	0	0	0
October	0	0	0
November	0	0	0
December	0	0	0
Total	0	0	0

Other (description):

none

Instructions: Fill out the Grey Cells with the relevant information. Input 0 or none if there is nothing recorded in that account or there is no applicable information to report.

Double Diamond Utilities, Inc.
Annual Report
Property Taxes
12/31/20

Property Taxes	
-----------------------	--

Amount of actual property taxes paid during Calendar Year 2020 was	
--	--

\$0

If no property taxes paid, explain why.
--

Double Diamond Utilities, Inc does not hold title to any land

Instructions: Fill out the Grey Cells with the relevant information. Input 0 or none if there is nothing recorded in that account or there is no applicable information to report.

DOUBLE DIAMOND UTILITIES, INC.**Balance Sheet**

As of December 31, 2020

Dec 31, 20**ASSETS****Fixed Assets**

INVESTMENT- DELTA WYOMING	261,740.62
INVESTMENT- DBL DIAMOND RANCH	163,179.70

Total Fixed Assets	424,920.32
---------------------------	-------------------

Other Assets**PLANT HELD FOR FUTURE USE****DEVELOPMENTAL COSTS**

CLEAR CREEK HYDROGEOLOGY	139,225.59
CONSULTING - LUIS VEGA	106,029.55
ENGINEERING CC&N S31,T28N,R19W	20,500.00
WATER STUDIES	39,158.37

Total DEVELOPMENTAL COSTS	304,913.51
----------------------------------	-------------------

FIXED ASSETS**EQUIPMENT**

PUMP END EQUIPMENT	19,047.13
ACCUMULATED DEPRECIATION	(460.00)

Total EQUIPMENT	18,587.13
------------------------	------------------

WELLS

ENGINEERING - WATER WELLS	9,059.50
WATER WELLS	152,099.03
WELL - #25 EC	82,685.96
WELL - #25 NC	101,856.20
WELL - 31 NE WELL	98,795.32
WELL - 31 NW	105,294.14
WELL - 31 SW	96,024.52
WELL - 7TH ST WELL	42,514.63
WELL - H-4	127,441.30
WELL - POCKET WELL	116,343.37
WELL - SEC 1 (H-7)	112,338.01
WELL - SEC 13 #1	145,999.24
WELL - SEC 13 #2 (H-6)	116,385.44
WELL - SEC 29 WELL #1	43,592.46
WELL - SEC 30 WELL #1	118,530.22
WELL - SEC 31 NC	95,954.62
WELL - SEC 6 WELL #1	113,148.73
WELL - SENATOR MTN. WELL NORTH	11,100.00
WELL TESTING STUDIES	9,710.77

Total WELLS	1,698,873.46
--------------------	---------------------

Total FIXED ASSETS	1,717,460.59
---------------------------	---------------------

ORGIZATIONAL COSTS**ORG COSTS**

Dec 31, 20

LEGAL	
LEGAL - DOCUMENTED EXPENSES	171.60
LEGAL - FEES	47,942.50
LEGAL - UNDOCUMENTED EXPENSES	352.90
Total LEGAL	<u>48,467.00</u>
ORG COSTS - Other	<u>57,763.81</u>
Total ORG COSTS	<u>106,230.81</u>
ACCUMULATED AMORTIZATION	<u>(40,784.00)</u>
Total ORGIZATIONAL COSTS	<u>65,446.81</u>
PLANT HELD FOR FUTURE USE - Other	<u>4,642.72</u>
Total PLANT HELD FOR FUTURE USE	<u>2,092,463.63</u>
ACCTS REC - SILVER BASIN	<u>483,663.47</u>
Total Other Assets	<u>2,576,127.10</u>
TOTAL ASSETS	<u><u>3,001,047.42</u></u>
LIABILITIES & EQUITY	
Liabilities	
Current Liabilities	
Other Current Liabilities	
DUE DEL RAYO INTERNATIONAL	3,215.19
DUE ELNO ROUNDY	25,116.86
Total Other Current Liabilities	<u>28,332.05</u>
Total Current Liabilities	<u>28,332.05</u>
Total Liabilities	<u>28,332.05</u>
Equity	
DISTRIBUTIONS	(266,863.56)
COMMON STOCK - NY PARTNERS	5,000.00
PAID IN CAPITAL	3,234,578.93
Total Equity	<u>2,972,715.37</u>
TOTAL LIABILITIES & EQUITY	<u><u>3,001,047.42</u></u>

DOUBLE DIAMOND UTILITIES, INC.

Profit & Loss

January through December 2020

	<u>Jan - Dec 20</u>
Net Income	<u><u>0.00</u></u>

Verification and Sworn Statement (Taxes)

Verification: State of Arizona I, the undersigned of the
(state name)

County of (county name): Mohave
Name (owner or official) title: Kathleen A. Tackett-Hicks, VP
Company name: Double Diamond Utilities, Inc.

DO SAY THAT THIS ANNUAL UTILITY PROPERTY TAX AND SALES TAX REPORT TO THE ARIZONA CORPORATION COMMISSION.

FOR THE YEAR ENDING: 12/31/20

HAS BEEN PREPARED UNDER MY DIRECTION, FROM THE ORIGINAL BOOKS, PAPERS AND RECORDS OF SAID UTILITY; THAT I HAVE CAREFULLY EXAMINED THE SAME, AND DECLARE THE SAME TO BE A COMPLETE AND CORRECT STATEMENT OF BUSINESS AND AFFAIRS OF SAID UTILITY FOR THE PERIOD COVERED BY THIS REPORT IN RESPECT TO EACH AND EVERY MATTER AND THING SET FORTH, TO THE BEST OF MY KNOWLEDGE, INFORMATION AND BELIEF.

Sworn Statement: _____

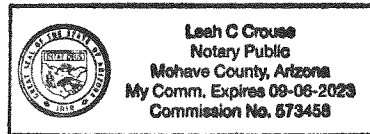
Kathleen A. Tackett-Hicks
signature of owner/official

928-279-4586
telephone no.

SUBSCRIBED AND SWORN TO BEFORE ME A NOTARY PUBLIC
IN AND FOR THE COUNTY

THIS 24th DAY OF MOHAVE
JUNE, 2021
(month) and (year)

MY COMMISSION EXPIRES 9/16/2023
(date)



Leah C. Crouse
(signature of notary public)

Verification and Sworn Statement

Verification:

State of Arizona I, the undersigned of the
(state name)
County of (county name): Mohave
Name (owner or official) title: Kathleen A. Tackett-Hicks, VP
Company name: Double Diamond Utilities, Inc.

DO SAY THAT THIS ANNUAL UTILITY PROPERTY TAX AND SALES TAX REPORT TO THE ARIZONA CORPORATION COMMISSION.

FOR THE YEAR ENDING: 12/31/20

HAS BEEN PREPARED UNDER MY DIRECTION, FROM THE ORIGINAL BOOKS, PAPERS AND RECORDS OF SAID UTILITY; THAT I HAVE CAREFULLY EXAMINED THE SAME, AND DECLARE THE SAME TO BE A COMPLETE AND CORRECT STATEMENT OF BUSINESS AND AFFAIRS OF SAID UTILITY FOR THE PERIOD COVERED BY THIS REPORT IN RESPECT TO EACH AND EVERY MATTER AND THING SET FORTH, TO THE BEST OF MY KNOWLEDGE, INFORMATION AND BELIEF.

Sworn Statement: IN ACCORDANCE WITH THE REQUIREMENTS OF TITLE 40, ARTICLE 8, SECTION 40-401, ARIZONA REVISED STATUTES, IT IS HEREIN REPORTED THAT THE GROSS OPERATING REVENUE OF SAID UTILITY DERIVED FROM ARIZONA INTRASTATE UTILITY OPERATIONS DURING THE CALENDAR YEAR WAS:

Arizona Intrastate Gross Operating Revenues Only (\$)

\$0

(The amount in the box above includes

\$0 in sales taxes

billed or collected)

Kathleen A. Tackett-Hicks
signature of owner/official

928-279-4586

telephone no.

SUBSCRIBED AND SWORN TO BEFORE ME A NOTARY PUBLIC
IN AND FOR THE COUNTY

THIS

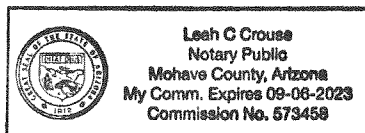
24th

DAY OF

Mohave
(county name)
June, 2021
(month) and (year)

MY COMMISSION EXPIRES

9/16/2023
(date)



Leah C. Crouse
(signature of notary public)

Verification and Sworn Statement (Residential Revenue)

Verification:

State of Arizona I, the undersigned of the
(state name)

County of (county name): Mohave
Name (owner or official) title: Kathleen A. Tackett-Hicks, VP
Company name: Double Diamond Utilities, Inc.

DO SAY THAT THIS ANNUAL UTILITY PROPERTY TAX AND SALES TAX REPORT TO THE ARIZONA CORPORATION COMMISSION.

FOR THE YEAR ENDING: 12/31/20

HAS BEEN PREPARED UNDER MY DIRECTION, FROM THE ORIGINAL BOOKS, PAPERS AND RECORDS OF SAID UTILITY; THAT I HAVE CAREFULLY EXAMINED THE SAME, AND DECLARE THE SAME TO BE A COMPLETE AND CORRECT STATEMENT OF BUSINESS AND AFFAIRS OF SAID UTILITY FOR THE PERIOD COVERED BY THIS REPORT IN RESPECT TO EACH AND EVERY MATTER AND THING SET FORTH, TO THE BEST OF MY KNOWLEDGE, INFORMATION AND BELIEF.


Sworn Statement: IN ACCORDANCE WITH THE REQUIREMENTS OF TITLE 40, ARTICLE 8, SECTION 40-401, ARIZONA REVISED STATUTES, IT IS HEREIN REPORTED THAT THE GROSS OPERATING REVENUE OF SAID UTILITY DERIVED FROM ARIZONA INTRASTATE UTILITY OPERATIONS RECEIVED FROM RESIDENTIAL CUSTOMERS DURING THE CALENDAR YEAR WAS:

Arizona Intrastate Gross Operating Revenues Only (\$)

\$0

(The amount in the box above includes

\$0 in sales taxes billed or collected)


signature of owner/official

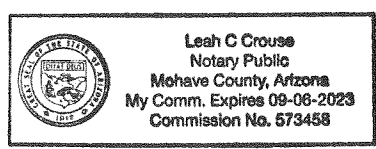
928-279-4586
telephone no.


SUBSCRIBED AND SWORN TO BEFORE ME A NOTARY PUBLIC
IN AND FOR THE COUNTY

Mohave
(county name)

THIS 24th DAY OF JUNE 2021
(month) and (year)

MY COMMISSION EXPIRES 9/6/2023
(date)




(signature of notary public)