

ARIZONA CORPORATION COMMISSION
UTILITIES DIVISION

ANNUAL REPORT MAILING LABEL - MAKE CHANGES AS NECESSARY

<input type="checkbox"/>	
WS-01303A EPCOR Water Arizona Inc. 2355 W. Pinnacle Peak Road, Suite 300 Phoenix, AZ 85027	
<input type="checkbox"/>	Please click here if pre-printed Company name on this form is not your current Company name or dba name is not included.
Please list current Company name including dba here:	

**RECEIVED
BY EMAIL**
04/15/2021, 10:38 AM
**ARIZONA CORPORATION COMMISSION
UTILITIES DIVISION**

ANNUAL REPORT
Water & Wastewater

FOR YEAR ENDING

12 31 2020

FOR COMMISSION USE

ANN 04-05 15

COMPANY INFORMATION

Company Name (Business Name) EPCOR Water Arizona Inc. f/k/a/ Arizona-American Water Company			
Mailing Address 2355 W. Pinnacle Peak Road, Suite 300			
(Street)			
Phoenix	AZ	85027	
(City)	(State)	(Zip)	
(623) 445-2400	(623) 587-1044	N/A	
Telephone No. (Include Area Code)	Fax No. (Include Area Code)	Cell No. (Include Area Code)	
Email Address _____			
Local Office Mailing Address 2355 W. Pinnacle Peak Road, Suite 300			
(Street)			
Phoenix	AZ	85027	
(City)	(State)	(Zip)	
(623) 445-2400	1-800-383-0834		
Local Customer Service Phone No. (Include Area Code)	(1-800 or other long distance Customer Service Phone No.)		
Email Address <u>mywater@epcor.com</u>	Website address <u>epcor.com</u>		

MANAGEMENT INFORMATION

Regulatory Contact:			
Management Contact: Sheryl L. Hubbard Director, Regulatory and Rates			
(Name) (Title)			
2355 W. Pinnacle Peak Road, Suite 300	Phoenix	AZ	85027
(Street)	(City)	(State)	(Zip)
(623) 445-2419	(623) 587-1044	N/A	
Telephone No. (Include Area Code)	Fax No. (Include Area Code)	Cell No. (Include Area Code)	
Email Address shubbard@epcor.com			
On Site Manager: Sheryl L. Hubbard Director, Regulatory and Rates			
(Name) (Title)			
2355 W. Pinnacle Peak Road, Suite 300	Phoenix	AZ	85027
(Street)	(City)	(State)	(Zip)
(623) 445-2419	(623) 587-1044	N/A	
Telephone No. (Include Area Code)	Fax No. (Include Area Code)	Cell No. (Include Area Code)	
Email Address shubbard@epcor.com			

Statutory Agent: Corporate Service Company			
(Name)			
2355 W. Pinnacle Peak Road, Suite 300	Phoenix	AZ	85027
(Street)	(City)	(State)	(Zip)
(624) 445-2400	N/A		N/A
Telephone No. (Include Area Code)	Fax No. (Include Area Code)	Cell No. (Include Area Code)	
Attorney: Thomas A. Loquvam			
(Name)			
2355 W. Pinnacle Peak Road, Suite 300	Phoenix	AZ	85027
(Street)	(City)	(State)	(Zip)
(623) 445-2449	N/A		N/A
Telephone No. (Include Area Code)	Fax No. (Include Area Code)	Cell No. (Include Area Code)	

OWNERSHIP INFORMATION

Check the following box that applies to your company:

- | | |
|---|--|
| <input type="checkbox"/> Sole Proprietor (S) | <input checked="" type="checkbox"/> Corporation (C) (Other than Association/Co-op) |
| <input type="checkbox"/> Partnership (P) | <input type="checkbox"/> Subchapter S Corporation (Z) |
| <input type="checkbox"/> Bankruptcy (B) | <input type="checkbox"/> Association/Co Op (A) |
| <input type="checkbox"/> Receivership R | <input type="checkbox"/> Limited Liability Company |
| <input type="checkbox"/> Other (Describe) _____ | |

COUNTIES SERVED

Check the box below for the county/ies in which you are certificated to provide service:

- | | | |
|--|--|--|
| <input type="checkbox"/> APACHE | <input type="checkbox"/> COCHISE | <input type="checkbox"/> COCONINO |
| <input type="checkbox"/> GILA | <input type="checkbox"/> GRAHAM | <input type="checkbox"/> GREENLEE |
| <input type="checkbox"/> LA PAZ | <input checked="" type="checkbox"/> MARICOPA | <input checked="" type="checkbox"/> MOHAVE |
| <input type="checkbox"/> NAVAJO | <input type="checkbox"/> PIMA | <input type="checkbox"/> PINAL |
| <input checked="" type="checkbox"/> SANTA CRUZ | <input type="checkbox"/> YAVAPAI | <input type="checkbox"/> YUMA |
| <input type="checkbox"/> STATEWIDE | | |

COMPANY NAME

EPCOR Water Arizona Inc.

WATER UTILITY PLANT IN SERVICE

Acct. No.	DESCRIPTION	Original Cost (OC)	Accumulated Depreciation (AD)	O.C.L.D. (OC less AD)
301	Organization	68,331	0	68,331
302	Franchises	5,123,396	0	5,123,396
303	Land and Land Rights	12,145,346	111,219	12,034,127
304	Structures and Improvements	139,934,313	30,015,720	109,918,594
305	Collecting and Impounding	5,810,989	1,668,435	4,142,554
306	Lake, River & Other Intake	1,296,466	409,286	887,180
307	Wells and Springs	56,938,802	16,484,898	40,453,904
308	Infiltration Galleries	297,908	93,787	204,121
309	Supply Mains	10,155,731	2,562,844	7,592,888
310	Power Production Equipment	9,332,220	2,235,992	7,096,228
311	Pumping Equipment	104,545,233	61,500,927	43,044,307
320	Water Treatment Equipment	103,071,025	59,291,271	43,779,753
330	Distribution Reservoirs and Standpipes	48,451,273	13,351,087	35,100,186
331	Transmission and Distribution Mains	368,100,368	92,206,151	275,894,217
332	Fire Mains	170	70	100
333	Services	84,778,912	25,547,516	59,231,396
334	Meters and Meter Installations	54,589,661	28,469,866	26,119,795
335	Hydrants	35,201,512	10,034,472	25,167,040
336	Backflow Prevention Devices	1,024	935	89
339	Other Plant and Misc. Equipment	7,468,809	1,536,610	5,932,199
340	Office Furniture and Equipment	7,795,917	5,937,540	1,858,377
341	Transportation Equipment	6,512,356	8,429,297	-1,916,941
342	Stores Equipment	30,784	26,615	4,168
343	Tools, Shop and Garage Equipment	2,814,448	1,203,155	1,611,293
344	Laboratory Equipment	740,799	310,235	430,564
345	Power Operated Equipment	3,590,682	1,065,851	2,524,831
346	Communication Equipment	17,395,160	11,518,192	5,876,968
347	Miscellaneous Equipment	5,176,456	1,518,527	3,657,930
348	Other Tangible Plant	45,395	19,348	26,047
	Reg Asset AFUDC Debt	4,253	0	4,253
	TOTALS	1,091,417,741	375,549,847	715,867,894

This amount goes on the Balance Sheet Acct. No. 108

* This amount reflects the merger of Chaparral City Water Company with Epcor Water Arizona

WATER CALCULATION OF DEPRECIATION EXPENSE FOR CURRENT YEAR

Acct. No.	DESCRIPTION	Original Cost (1)	Depreciation Percentage (2)	Depreciation Expense (1x2)
301	Organization	68,331	*	0
302	Franchises	5,123,396	*	0
303	Land and Land Rights	12,145,346	*	0
304	Structures and Improvements	139,934,313	*	4,374,006
305	Collecting and Impounding	5,810,989	*	136,485
306	Lake, River & Other Intake	1,296,466	*	69,567
307	Wells and Springs	56,938,802	*	1,465,872
308	Infiltration Galleries and Tunnels	297,908	*	5,958
309	Supply Mains	10,155,731	*	177,689
310	Power Production Equipment	9,332,220	*	335,741
311	Pumping Equipment	104,545,233	*	4,141,436
320	Water Treatment Equipment	103,071,025	*	1,124,616
330	Distribution Reservoirs and Standpipes	48,451,273	*	989,877
331	Transmission and Distribution Mains	368,100,368	*	3,927,412
332	Fire Mains	170	*	2
333	Services	84,778,912	*	21,166
334	Meters and Meter Installations	54,589,661	*	2,658,476
335	Hydrants	35,201,512	*	649,103
336	Backflow Prevention Devices	1,024	*	91
339	Other Plant and Misc. Equipment	7,468,809	*	258,563
340	Office Furniture and Equipment	7,795,917	*	609,911
341	Transportation Equipment	6,512,356	*	533,994
342	Stores Equipment	30,784	*	1,223
343	Tools, Shop and Garage Equipment	2,814,448	*	119,853
344	Laboratory Equipment	740,799	*	44,531
345	Power Operated Equipment	3,590,682	*	166,236
346	Communication Equipment	17,395,160	*	1,448,151
347	Miscellaneous Equipment	5,176,456	*	403,094
348	Other Tangible Plant	45,395	*	1,829
	Reg Asset AFUDC Debt	4,253	*	0
	TOTALS	1,091,417,741	0	23,664,880

* See Attached for depreciation rates

* This amount reflects the merger of Chaparral City Water Company with Epcor Water Arizona



COMPANY NAME	EPCOR Water Arizona Inc.
---------------------	---------------------------------

Water Depreciation Rates By Account For Current Year

Acct. No.	DESCRIPTION	Paradise Valley	Agua Fria	Sun City	Sun City West	Mohave	Havasu	Anthem	Tubac Valley	North Mohave	Willow Valley	Chaparral
301	Organization	-	-	-	-	-	-	-	-	-	-	-
302	Franchises	-	-	-	-	-	-	-	-	-	-	-
303	Land and Land Rights	-	-	-	-	-	-	-	-	-	-	-
304.1	Structures and Improvements Source Supply	2.50%	2.50%	2.50%	2.50%	2.50%	2.50%	2.50%	2.50%	3.00%	3.33%	3.33%
304.2	Structures and Improvements Pumping	2.00%	2.00%	2.00%	1.67%	2.00%	2.00%	1.67%	2.00%	3.00%	-	-
304.3	Structures and Improvements WT	2.00%	2.00%	2.00%	1.67%	2.00%	2.00%	1.67%	2.00%	3.00%	-	-
304.4	Structures and Improvements TD	2.00%	2.00%	2.00%	2.00%	2.00%	-	1.67%	2.00%	3.00%	-	-
304.5	Structures and Improvements AG	2.50%	2.50%	2.50%	-	2.50%	-	-	-	-	-	-
304.51	Structures and Improvements-Cap Lease	-	-	-	-	-	-	-	-	-	-	-
304.6	Structures and Improvements-Offices	2.50%	2.50%	2.50%	4.63%	2.50%	2.50%	1.67%	2.50%	3.00%	-	-
304.62	Structures and Improvements-Leasehold	2.50%	2.50%	-	-	2.50%	-	-	-	-	-	-
304.7	Structures and Improvements Store shop,gar	2.50%	-	2.50%	-	2.50%	-	-	2.00%	3.00%	-	-
304.8	Structures and Improvements Source Misc	2.50%	-	2.50%	-	2.50%	-	-	-	-	-	-
305	Collecting and Impounding	-	1.67%	1.67%	-	1.67%	1.67%	2.50%	-	-	-	2.50%
306	Lake, River & Other Intake	-	1.67%	-	-	-	-	2.50%	-	-	-	-
307	Wells and Springs	2.50%	2.50%	2.50%	2.50%	2.50%	2.50%	2.52%	2.50%	3.00%	3.33%	3.33%
308	Infiltration Galleries & Tunne	-	-	-	-	-	-	2.00%	-	-	-	-
309	Supply Mains	1.67%	1.67%	1.67%	-	1.67%	-	-	-	-	2.50%	2.00%
310	Power Production Equipment	3.33%	3.33%	3.33%	4.42%	3.33%	3.33%	-	3.33%	-	-	-
310.1	Power Generation Equip Other	3.33%	3.33%	3.33%	4.42%	3.33%	3.33%	-	-	-	5.00%	-
311	Pumping Equipment	-	-	4.00%	-	4.00%	-	4.42%	-	-	-	8.00%
311.2	Pumping Equipment-Electric	4.00%	4.00%	4.00%	4.42%	4.00%	4.00%	4.42%	4.00%	3.00%	-	-
311.3	Pumping Equipment-Diesel	4.00%	4.00%	4.00%	5.00%	-	-	-	4.00%	3.00%	-	-
311.4	Pumping Equipment-Hydraulic	-	4.00%	4.00%	5.00%	-	-	-	-	-	-	-
311.5	Pumping Equipment-Other	-	4.00%	4.00%	5.01%	4.00%	4.00%	4.42%	4.00%	-	12.50%	-
311.53	Pumping Equipment-WT	4.00%	4.00%	4.00%	5.01%	-	4.00%	-	-	-	-	-
311.54	Pumping Equipment-TD	-	-	-	-	-	-	-	-	-	-	-
320.1	Water Treatment Equipment	5.00%	5.00%	5.00%	7.06%	5.00%	5.00%	7.06%	5.00%	-	3.33%	3.33%
320.2	WT Equip Filter Media	10.00%	10.00%	10.00%	5.00%	10.00%	10.00%	5.00%	10.00%	-	20.00%	-
330	Distribution Reservoirs and Standpipes	1.54%	1.54%	1.54%	1.67%	1.54%	1.54%	1.67%	1.54%	3.00%	-	2.22%
330.1	Elevated Tanks and Standpipes	-	1.54%	-	-	1.54%	-	-	-	-	-	2.22%
330.2	Ground Level Tanks	-	1.54%	1.54%	-	-	-	-	-	-	5.00%	-
330.3	Below Ground Tanks	-	-	-	-	-	2.33%	-	-	-	-	-
330.4	Clearwell	-	2.00%	-	-	-	-	-	-	-	-	-
331	Transmission and Distribution Mains	2.00%	2.00%	2.00%	1.53%	2.00%	2.00%	1.53%	2.00%	3.00%	2.00%	2.00%
331.1	Transmission and Distribution Mains 4" <	1.43%	1.43%	1.43%	1.53%	1.43%	1.43%	1.53%	1.43%	3.00%	-	-
331.2	Transmission and Distribution Mains 6" - 8"	1.43%	1.43%	1.43%	1.53%	1.43%	1.43%	1.53%	1.43%	3.00%	-	-
331.3	Transmission and Distribution Mains 10" - 16"	1.43%	1.43%	1.43%	1.53%	1.43%	1.43%	1.53%	1.43%	3.00%	-	-
331.4	Transmission and Distribution Mains >16"	1.43%	1.43%	1.43%	-	1.43%	-	1.53%	-	-	-	-
332	Fire Mains	1.43%	1.43%	1.43%	1.53%	-	-	-	-	-	-	-
333	Services	2.50%	2.50%	2.50%	2.48%	2.50%	1.54%	2.48%	2.50%	3.00%	3.33%	3.33%
334	Meters and Meter Installations	-	-	-	-	-	-	-	-	-	-	8.33%
334.1	Meters and Meter Installations	8.33%	6.67%	8.33%	6.67%	8.33%	6.67%	6.67%	8.33%	3.00%	8.33%	-
334.2	Meter Installations	2.50%	2.50%	2.50%	2.51%	2.50%	2.50%	2.51%	2.50%	-	-	-
334.3	Meter Vaults	-	2.50%	2.50%	2.51%	2.50%	-	2.51%	-	-	-	-
335	Hydrants	2.00%	2.00%	2.00%	2.00%	2.00%	-	2.00%	2.00%	3.00%	2.00%	2.00%
336	Backflow Prevention Devices	-	-	6.67%	-	-	6.67%	-	-	-	6.67%	-
339.1	Other Plant and Misc. Equipment	-	-	-	-	-	-	-	-	-	-	6.67%
339.2	Other Plant and Misc. Equipment - SS	-	-	-	-	3.33%	3.33%	-	-	-	6.67%	-
339.5	Other Plant and Misc. Equipment - TP	-	-	3.33%	-	-	-	-	-	-	-	-
339.6	Other Plant and Misc. Equipment - CPS	3.33%	3.31%	3.33%	-	3.33%	3.31%	-	3.33%	-	-	-
340	Office Furniture and Equipment	-	-	-	-	-	-	-	-	-	-	6.67%
340.1	Office Furniture and Equipment	4.50%	4.50%	4.50%	4.59%	4.50%	4.50%	4.55%	4.50%	3.00%	6.67%	-
340.2	Comp & Periph Equipment	10.00%	10.00%	10.00%	10.00%	10.00%	10.00%	10.00%	10.00%	-	-	-
340.3	Computer Software	20.00%	20.00%	20.00%	25.00%	20.00%	20.00%	-	20.00%	-	-	-
340.31	Computer Software	-	-	20.00%	-	20.00%	-	-	-	-	-	-
340.325	Computer Software	-	-	20.00%	-	20.00%	-	-	-	-	-	-
340.33	Computer Software	-	-	-	-	-	-	-	-	-	-	-
340.4	Date Handling Equipment	-	-	-	-	-	-	-	-	-	-	-
340.5	Other Office Equipment	6.67%	-	6.67%	-	-	-	-	-	-	-	-
341	Transportation Equipment	-	-	-	-	-	-	-	-	-	-	10.00%
341.1	Trans Equip Lt Duty Trucks	20.00%	20.00%	20.00%	20.00%	20.00%	20.00%	20.00%	20.00%	3.00%	20.00%	-
341.2	Trans Equip Hvy Duty Trucks	-	14.29%	14.29%	15.00%	14.29%	15.00%	15.00%	15.00%	3.00%	-	-
341.3	TransEquip Autos	20.00%	-	-	-	-	-	-	-	-	-	-
341.4	Trans Equip Other	16.67%	16.67%	16.67%	-	16.67%	-	16.67%	-	-	-	-
342	Stores Equipment	4.00%	4.00%	4.00%	3.91%	4.00%	-	-	-	3.00%	-	-
343	Tools, Shop and Garage Equipment	4.00%	4.00%	4.00%	4.02%	4.00%	4.00%	4.14%	4.00%	3.00%	5.00%	5.00%
344	Laboratory Equipment	4.00%	4.00%	4.00%	3.71%	4.00%	4.00%	3.71%	-	-	10.00%	-
345	Power Operated Equipment	5.00%	5.00%	5.00%	5.02%	5.00%	5.00%	5.14%	-	-	5.00%	5.00%
346	Communication Equipment	-	-	-	-	-	-	-	-	-	-	10.00%
346.1	Comm Equipment - Non Telephone	10.00%	10.00%	10.00%	10.30%	10.00%	10.00%	10.28%	10.00%	-	10.00%	-
346.19	Remote Control & Instrument	10.00%	10.00%	10.00%	10.30%	10.00%	10.00%	9.76%	-	-	-	-
346.2	Comm Equipment - Telephone	10.00%	10.00%	10.00%	10.30%	10.00%	-	9.76%	-	-	-	-
346.3	Comm Equip other	10.00%	10.00%	10.00%	4.93%	10.00%	10.00%	4.93%	6.25%	-	-	-
347	Miscellaneous Equipment	6.25%	6.25%	6.25%	6.19%	6.25%	-	6.19%	-	-	10.00%	10.00%
348	Other Tangible Property	-	-	-	-	-	-	-	-	-	10.00%	-

COMPANY NAME

EPCOR Water Arizona Inc.

WASTEWATER UTILITY PLANT IN SERVICE

Acct. No.	DESCRIPTION	Original Cost (OC)	Accumulated Depreciation (AD)	O.C.L.D. (OC less AD)
351	Organization	126,451	0	126,451
352	Franchises	502,925	4	502,921
353	Land and Land Rights	3,274,179	-89,492	3,363,671
354	Structures and Improvements	39,062,912	11,994,756	27,068,155
355	Power Generation Equipment	3,930,871	956,596	2,974,275
360	Collection Sewers - Force	13,862,527	2,994,604	10,867,923
361	Collection Sewers - Gravity	125,303,393	39,710,210	85,593,183
362	Special Collecting Structures	5,707,686	5,575,233	132,452
363	Services to Customers	17,115,908	6,457,587	10,658,320
364	Flow Measuring Devices	1,083,519	773,490	310,029
365	Flow Measuring Installations	0	0	0
370	Receiving Wells	2,180,380	985,761	1,194,620
371	Pumping Equip	6,293,971	4,516,913	1,777,058
380	Treatment and Disposal Equip.	71,054,174	53,746,068	17,308,106
381	Plant Sewer	1,029,985	690,885	339,101
382	Outfall Sewer Lines	1,344,016	670,438	673,577
389	Other Plant and Misc. Equipment	5,918,271	1,973,558	3,944,713
390	Office Furniture and Equipment	898,982	739,509	159,473
391	Transportation Equipment	1,415,579	1,670,293	-254,714
392	Stores Equipment	62,557	27,709	34,849
393	Tools, Shop and Garage Equipment	409,150	128,518	280,632
394	Laboratory Equipment	328,388	187,298	141,091
395	Power Operated Equipment	1,934,933	995,878	939,055
396	Communication Equipment	5,853,112	3,830,326	2,022,786
397	Misc Equipment	2,266,766	360,589	1,906,176
398	Other Tangible Plant	1,052,028	51,363	1,000,666
	TOTALS	312,012,661	138,948,093	173,064,569

This amount goes on the Balance Sheet Acct. No. 108



COMPANY NAME

EPCOR Water Arizona Inc.

WASTEWATER UTILITY CALCULATION OF DEPRECIATION EXPENSE FOR CURRENT YEAR

Acct. No.	DESCRIPTION	Original Cost (1)	Depreciation Percentage (2)	Depreciation Expense (1x2)
351	Organization	126,451	*	0
352	Franchises	502,925	*	0
353	Land and Land Rights	3,274,179	*	0
354	Structures and Improvements	39,062,912	*	1,297,043
355	Power Generation Equipment	3,930,871	*	189,294
360	Collection Sewers - Force	13,862,527	*	277,246
361	Collection Sewers - Gravity	125,303,393	*	3,800,144
362	Special Collecting Structures	5,707,686	*	102,620
363	Services to Customers	17,115,908	*	345,023
364	Flow Measuring Devices	1,083,519	*	59,603
365	Flow Measuring Installations	0	*	0
370	Receiving Wells	2,180,380	*	337,792
371	Pumping Equip	6,293,971	*	783,162
380	Treatment and Disposal Equip.	71,054,174	*	3,543,330
381	Plant Sewer	1,029,985	*	50,771
382	Outfall Sewer Lines	1,344,016	*	44,756
389	Other Plant and Misc. Equipment	5,918,271	*	393,980
390	Office Furniture and Equipment	898,982	*	113,766
391	Transportation Equipment	1,415,579	*	233,496
392	Stores Equipment	62,557	*	2,502
393	Tools, Shop and Garage Equipment	409,150	*	20,077
394	Laboratory Equipment	328,388	*	31,818
395	Power Operated Equipment	1,934,933	*	93,052
396	Communication Equipment	5,853,112	*	264,883
397	Misc Equipment	2,266,766	*	208,944
398	Other Tangible Plant	1,052,028	*	46,593
	TOTALS	312,012,661	0	12,239,893

This amount goes on the Comparative Statement of Income and Expense Acct. 403 

COMPANY NAME

EPCOR Water Arizona Inc.

Wastewater Depreciation Rates By Account For Current Year

Acct. No.	DESCRIPTION	Consolidated Sewer Districts	Luke 303
351	Organization		
352	Franchises		
353	Land and Land Rights		
354.2	Structures and Improvements	3.33%	3.33%
354.3	Structures and Improvements-Pumping	3.33%	3.33%
354.4	Structures and Improvements-Treatment	3.33%	3.33%
354.5	Structures and Improvements-General	3.33%	3.33%
355	Power Generation Equipment		
355.2	WW Pwr Gen Equip Coll	3.33%	5.00%
355.3	WW Pwr Gen Equip SPP	5.00%	5.00%
355.4	WW Pwr Gen Equip RWTP	5.00%	5.00%
355.5	Power Generation Equipment-RWTP	5.00%	5.00%
360	Collection Sewers - Force	2.00%	2.00%
361	Collection Sewers - Gravity	2.50%	2.00%
362	Special Collecting Structures	2.00%	2.00%
363	Services to Customers	2.00%	2.00%
364	Flow Measuring Devices	10.00%	10.00%
370	Receiving Wells	3.33%	3.33%
371	Pumping Equipment	12.50%	12.50%
371.2	WW Pump Equip Oth Pwr	12.50%	12.50%
380	Treatment and Disposal Equip.	6.67%	5.00%
380.05	Treatment and Disposal Equip.	6.67%	5.00%
380.1	Treatment and Disposal Equip.	6.67%	5.00%
380.2	Treatment and Disposal Equip.	6.67%	5.00%
380.25	Treatment and Disposal Equip.	6.67%	5.00%
380.3	Treatment and Disposal Equip.	6.67%	5.00%
380.35	Treatment and Disposal Equip.	6.67%	5.00%
380.4	Treatment and Disposal Equip.	6.67%	5.00%
380.5	Treatment and Disposal Equip.	6.67%	5.00%
380.6	Treatment and Disposal Equip.	6.67%	5.00%
380.625	Treatment and Disposal Equip.	6.67%	5.00%
380.65	Treatment and Disposal Equip.	6.67%	5.00%
381	Plant Sewer	5.00%	5.00%
382	Outfall Sewer Lines	3.33%	3.33%
389.1	WW Oth Pit & Misc Eqp Intang	6.67%	6.67%
389.6	Other P/E - CPS	6.67%	6.67%
390	Office Furniture and Equipment	6.67%	6.67%
390.1	Computer Equipment		
390.2	Computers & Peripheral	20.00%	6.67%
390.3	Computer Software	20.00%	20.00%
391	Transportation Equipment	20.00%	
392	Stores Equipment	4.00%	4.00%
393	Tools, Shop and Garage Equipment	5.00%	5.00%
394	Laboratory Equipment	10.00%	10.00%
395	Power Operated Equipment	5.00%	5.00%
396	Communication Equipment	10.00%	10.00%
397	Miscellaneous Equipment	10.00%	10.00%
398	Other Tangible Plant	10.00%	

COMPANY NAMEEPCOR Water Arizona Inc.

BALANCE SHEET

Acct. No.		BALANCE AT BEGINNING OF YEAR	BALANCE AT END OF YEAR
	ASSETS		
	CURRENT AND ACCRUED ASSETS		
131	Cash	\$ 84,373	\$ (110,108)
134	Working Funds	3,697	3,697
135	Temporary Cash Investments	-	-
141	Customer Accounts Receivable	6,203,606	9,303,136
146	Notes/Receivables from Associated Companies	77,546,199	100,873,167
151	Plant Material and Supplies	1,881,307	2,674,703
162	Prepayments	1,848,073	1,639,312
174	Miscellaneous Current and Accrued Assets	57,472,973	57,431,966
	TOTAL CURRENT AND ACCRUED ASSETS	\$ 145,040,228	\$ 171,815,875
	FIXED ASSETS		
101	Utility Plant in Service	\$ 1,305,025,156	\$ 1,403,430,402
103	Property Held for Future Use	408,640	408,640
105	Construction Work in Progress	45,407,190	30,901,406
108	Accumulated Depreciation - Utility Plant	(473,209,490)	(514,497,940)
121	Non-Utility Property	-	-
122	Accumulated Depreciation - Non Utility	-	-
	TOTAL FIXED ASSETS	\$ 877,631,496	\$ 920,242,507
	TOTAL ASSETS	\$ 1,022,671,724	\$ 1,092,058,382

NOTE: The Assets on this page should be equal to **Total Liabilities and Capital** on the following page

* Balance sheet reflects the merger of Chaparral City Water Company with Epcor Water Arizona

BALANCE SHEET (CONTINUED)

Acct. No.	LIABILITIES	BALANCE AT BEGINNING OF YEAR	BALANCE AT END OF YEAR
	CURRENT LIABILITES		
231	Accounts Payable	\$ 12,966,293	\$ 5,468,455
232	Notes Payable (Current Portion)	571,783	596,783
234	Notes/Accounts Payable to Associated Companies	-	-
235	Customer Deposits	128,925	239,830
236	Accrued Taxes	37,669,512	58,657,351
237	Accrued Interest		-
241	Miscellaneous Current and Accrued Liabilities	47,903,082	52,906,860
	TOTAL CURRENT LIABILITIES	\$ 99,239,595	\$ 117,869,279
	LONG-TERM DEBT (Over 12 Months)		
224	Long-Term Notes and Bonds	\$ 261,259,943	\$ 265,636,484
	DEFERRED CREDITS		
251	Unamortized Premium on Debt	\$ -	\$ -
252	Advances in Aid of Construction	145,353,377	142,223,401
255	Accumulated Deferred Investment Tax Credits	-	-
271	Contributions in Aid of Construction	312,548,788	350,881,406
272	Less: Amortization of Contributions	(76,419,136)	(85,861,109)
281	Accumulated Deferred Income Tax	18,913,683	9,736,952
	TOTAL DEFERRED CREDITS	\$ 400,396,713	\$ 416,980,650
	TOTAL LIABILITIES	\$ 760,896,251	\$ 800,486,414
	CAPITAL ACCOUNTS		
201	Common Stock Issued	\$ 1,046	1,046
211	Paid in Capital in Excess of Par Value	209,014,461	209,014,461
215	Retained Earnings	52,759,966	82,556,461
218	Proprietary Capital (Sole Props and Partnerships)		
	TOTAL CAPITAL	\$ 261,775,472	\$ 291,571,968
	TOTAL LIABILITIES AND CAPITAL	\$ 1,022,671,724	\$ 1,092,058,382

* Balance sheet reflects the merger of Chaparral City Water Company with Epcor Water Arizona

WATER UTILITY COMPARATIVE STATEMENT OF INCOME AND EXPENSE

Acct. No.	OPERATING REVENUES	PRIOR YEAR	CURRENT YEAR
461	Metered Water Revenue	\$ 107,995,466	\$ 123,747,124
460	Unmetered Water Revenue		
474	Other Water Revenues	2,891,068	1,645,710
	TOTAL REVENUES	\$ 110,886,534	\$ 125,392,834
	OPERATING EXPENSES		
601	Salaries and Wages	\$ 11,537,795	\$ 13,522,461
604	Employee Pensions and Benefits	2,686,014	3,021,457
610	Purchased Water	5,112,780	5,226,246
615	Purchased Power	8,566,216	9,396,794
618	Chemicals	1,506,137	1,726,888
620	Repairs and Maintenance	4,142,459	2,472,430
621	Office Supplies and Expense	-	0
630	Outside Services	7,397,839	7,649,219
641	Rents	54,498	71,138
650	Transportation Expenses	863,167	680,332
655	Insurance	994,520	978,727
666	Regulatory Commission Expense - Rate Case	56,034	48,760
675	Miscellaneous Expense	5,128,553	5,943,410
403	Depreciation Expense	22,494,571	23,664,880
408	Taxes Other Than Income	1,142,286	1,266,391
408.11	Property Taxes	3,951,768	4,087,968
409	Income Tax	3,560,499	7,786,379
	TOTAL OPERATING EXPENSES	\$ 79,195,135	\$ 87,543,481
	OPERATING INCOME/(LOSS)	\$ 31,691,399	\$ 37,849,353
	OTHER INCOME/(EXPENSE)		
419	Interest and Dividend Income	\$ -	\$ -
421	Non-Utility Income	1,909,882	1,868,074
426	Miscellaneous Non-Utility Expenses	(179,526)	170,835
427	Interest Expense	(6,871,992)	(7,194,499)
	TOTAL OTHER INCOME/(EXPENSE)	\$ (5,141,636)	\$ (5,155,590)
	NET INCOME/(LOSS)	\$ 26,549,763	\$ 32,693,763

* Income statement reflects the merger of Chaparral City Water Company with Epcor Water Arizona

COMPANY NAME

EPCOR Water Arizona Inc.

WASTEWATER UTILITY COMPARATIVE STATEMENT OF INCOME AND EXPENSE

Acct. No.	OPERATING REVENUES	PRIOR YEAR	CURRENT YEAR
521	Flat Rate Revenues	\$ 35,366,198	\$ 35,920,534
522	Measured Revenues	-	-
536	Other Wastewater Revenues	71,178	67,269
	TOTAL REVENUES	\$ 35,437,376	\$ 35,987,804
	OPERATING EXPENSES		
701	Salaries and Wages	\$ 3,695,041	\$ 4,292,965
704	Employee Pensions and Benefits	720,118	807,213
710	Purchased Wastewater Treatment	788	778
711	Sludge Removal Expense	2,768,803	3,100,196
715	Purchased Power	1,236,380	1,244,773
716	Fuel for Power Production	-	-
718	Chemicals	399,669	504,528
720	Materials and Supplies	596,257	585,153
721	Office Supplies and Expense	-	-
730	Contractual Services	2,619,546	2,828,482
741	Rents	20,845	27,855
750	Transportation Expenses	240,174	194,751
755	Insurance Expense	299,009	284,058
766	Regulatory Commission Expense - Rate Case	302,995	302,995
775	Miscellaneous Expense	1,556,709	1,954,195
403	Depreciation Expense	11,955,099	12,239,894
408	Taxes Other Than Income	363,163	409,691
408.11	Property Taxes	1,359,885	1,408,974
409	Income Tax	1,521,607	3,327,571
	TOTAL OPERATING EXPENSES	\$ 29,656,088	\$ 33,514,071
	OPERATING INCOME/(LOSS)	\$ 5,781,288	\$ 2,473,733
	OTHER INCOME/(EXPENSE)		
419	Interest and Dividend Income	\$ -	\$ -
421	Non-Utility Income	-	-
426	Miscellaneous Non-Utility Expenses	-	-
427	Interest Expense	(3,293,791)	(3,478,139)
	TOTAL OTHER INCOME/(EXPENSE)	\$ (3,293,791)	\$ (3,478,139)
	NET INCOME/(LOSS)	\$ 2,487,496	\$ (1,004,406)

COMPANY NAME	EPCOR WATER	
Name of System: Agua Fria	ADEQ Public Water System Number:	04-07-695

WATER COMPANY PLANT DESCRIPTION

WELLS

	ADWR ID Number*	Pump Horsepower	Pump Yield (Gpm)	Casing Depth (Feet)	Casing Diameter (Inches)	Meter Size (inches)	Year Drilled
1.1	55-623682	250	1200	1000	20	12	1956
1.2	55-575445	250	1200	1200	18	10	2000
1.4	55-605761	200	1000	1200	18	10	1946
1.5	55-587293	250	1200	950	18	10	2001
2.1	55-553671	250	1200	1060	16	10	1996
2.2	55-554002	250	0	1170	18	10	1997
2.3	55-573654	250	1200	1140	18	10	1999
2.4	55-200558	250	1200	1150	19	10	2004
3.1	55-565447	250	1200	1100	18	10	1999
3.2	55-565446	200	1000	1200	18	10	2002
3.3	55-591439	250	1133	1080	19	10	2002
3.4	55-202096	250	1200	1150	19	10	2004
4.1	55-604498	250	1200	1200	20	8	1948
4.2	55-555779	200	800	1150	16	6	1996
4.3	55-590166	250	888	1050	18	10	2002
4.4	55-576971	200	1348	1575	16	10	2000
4.5	55-593407	200	990	1205	19	10	2003
4.6	55-202092	125	514	1055	19	8	2004
4.7	55-204414	250	1000	1480	19	8	2005
5.1	55-514145	150	800	1000	16	6	1986
5.2	55-624692	125	600	888	18	4	1954
5.3	55-604500	200	800	1000	20	10	1954
8.1	55-592749	100	400	980	18	4	2003
8.2	55-595241	200	540	1103	18	8	2004
8.3	55-598979	75	240	841	15	6	2003
9.1	55-585407	100	320	900	12	6	2001
9.2	55-595267	150	500	660	16	8	2003
9.3	55-592226	125	530	618	12	8	2002
9.4	55-591437	100	500	610	16	8	2002
11.2	55-212491	200	880	1058	18	10	2006
14.3	55-215441	150	570	1200	18	8	2007
AFTL 1	55-205432	200	500	1606	18	8	2005
AFTL 3	55-213859	150	720	890	20	6	2007
AFTL 4	55-212434	150	600	720	18	6	2006

*Arizona Department of Water Resources Identification Number

OTHER WATER SOURCES

Name or Description	Capacity (gpm)	Gallons Purchased or Obtained (in thousands)
Maricopa Water District (MWD Well 6-10-C)	897	0
Maricopa Water District (MWD Well 5-10)	1,100	0
White Tanks Water Treatment Plant	18,472	5,096,961

BOOSTER PUMPS		FIRE HYDRANTS	
Horsepower	Quantity	Quantity Standard	Quantity Other
7.5	2	6,848	
20	1		
40	3		
50	7		
60	6		
75	11		
100	5		
125	25		
150	15		
200	3		
125 (WT)	4		
250 (WT)	4		

STORAGE TANKS		PRESSURE TANKS	
Capacity	Quantity	Capacity	Quantity
100,000	1	5,000	3
300,000	1	10,000	1
1,000,000	4	7,500	1
1,500,000	4	10,000	11
1,735,000	2	13,000	2
1,800,000	1		
2,000,000	1		
2,200,000	1		
2,400,000 (White Tanks)	1		
2,650,000	1		

COMPANY NAME	EPCOR WATER		
Name of System: NE Agua Fria	ADEQ Public Water System Number:	04-07-531	

WATER COMPANY PLANT DESCRIPTION

WELLS

	ADWR ID Number*	Pump Horsepower	Pump Yield (Gpm)	Casing Depth (Feet)	Casing Diameter (Inches)	Meter Size (inches)	Year Drilled
100.1	55-595221	200	1000	1100	18	8	2003
100.2	55-595224	300	1600	1208	18	12	2004
100.3	55-221701	300	1400	1350	20	12	2013
E.I 1B	55-227416	300	1400	950	20	10	2017
W. Irr	55-611447	400	1800	N/A	18	12	N/A
AF 200.1	55-20618	250	1500	990	16	10	2019

*Arizona Department of Water Resources Identification Number

OTHER WATER SOURCES

Name or Description	Capacity (gpm)	Gallons Purchased or Obtained (in thousands)
EPCOR Water Agua Fria Division - Interconnection between NE Agua Fria & Sun City West	4,000	

BOOSTER PUMPS		FIRE HYDRANTS	
Horsepower	Quantity	Quantity Standard	Quantity Other
60	0	605	
75	0		
125	4		
25	4		
20	5		

STORAGE TANKS		PRESSURE TANKS	
Capacity	Quantity	Capacity	Quantity
1,250,000	2	15,000	1
100,000	1	5,000	1
		1,500	1

COMPANY NAME	EPCOR WATER	
Name of System: Sun City	ADEQ Public Water System Number:	04-07-099

WATER COMPANY PLANT DESCRIPTION

WELLS

	ADWR ID Number*	Pump Horsepower	Pump Yield (Gpm)	Casing Depth (Feet)	Casing Diameter (Inches)	Meter Size (inches)	Year Drilled
1.1	55-606529	300	1575	900	20	10	1951
1.2	55-608176	200	1000	1090	20	10	1958
1.1B	55-222830	300	1500	1200	20	10	2014
2.1	55-606532	250	1025	1000	20	12	1954
2.2	55-606530	200	875	750	20	12	1948
2.3	55-606531	125	500	600	16	10	1953
2.4	55-207783	200	1200	1090	20	8	2006
3.1	55-606528	500	2500	1200	16	14	1975
4.1	55-606524	325	1250	1206	16	10	1969
5.1	55-217004	300	1700	760	20	12	2008
5.2	55-606523	400	1420	1000	20	12	1954
5.3	55-606522	400	1910	1206	16	12	1973
5.4	55-606521	350	1320	1176	20	12	1952
5.5	55-606534	400	1765	1215	16	12	1974
6.1	55-574914	250	1200	1200	16	8	1999
6.2	55-606520	450	1820	1317	16	12	1973
6.3B	55-222834	300	1600	1210	20	10	2014
6.4	55-606518	350	750	910	20	8	1950
8.1	55-536983	250	1250	1020	16	12	1993
8.2B	55-225641	300	1500	1100	20	12	2016
8.3	55-606536	400	1850	1214	16	12	1975
8.3B	55-222007	300	1400	1360	20	12	2013
YT	55-608175	None	Standby	1050	14	10	1947
20A	55-606537	None	Standby	N/A	20	N/A	1953
IW	55-807594	125	650	N/A	16	8	1998
IW2	55-227425	150	980	1000	20	10	2018

*Arizona Department of Water Resources Identification Number

OTHER WATER SOURCES

Name or Description	Capacity (gpm)	Gallons Purchased or Obtained (in thousands)

BOOSTER PUMPS		FIRE HYDRANTS	
Horsepower	Quantity	Quantity Standard	Quantity Other
75	6	2,039	
100	16		
150	7		

STORAGE TANKS		PRESSURE TANKS	
Capacity	Quantity	Capacity	Quantity
300,000	5	5,000	7
500,000	2	10,000	9
680,000	2		
1,250,000	4		

COMPANY NAME	EPCOR WATER		
Name of System: Tierra Del Rio	ADEQ Public Water System Number:	04-07-532	

WATER COMPANY PLANT DESCRIPTION

WELLS

	ADWR ID Number*	Pump Horsepower	Pump Yield (Gpm)	Casing Depth (Feet)	Casing Diameter (Inches)	Meter Size (inches)	Year Drilled
9.2	55-205600	125	550	984	18	6	2005
9.3	55-207076	125	1100	682	18	8	2006
9.4	55-211616	125	700	777	18	8	2006

*Arizona Department of Water Resources Identification Number

OTHER WATER SOURCES

Name or Description	Capacity (gpm)	Gallons Purchased or Obtained (in thousands)

BOOSTER PUMPS		FIRE HYDRANTS	
Horsepower	Quantity	Quantity Standard	Quantity Other
20	6	246	
60	3		
100	3		

STORAGE TANKS		PRESSURE TANKS	
Capacity	Quantity	Capacity	Quantity
1,500,000	1	15,000	1

COMPANY NAME	EPCOR WATER	
Name of System: Sun City West	ADEQ Public Water System Number:	04-07-150

WATER COMPANY PLANT DESCRIPTION

WELLS

	ADWR ID Number*	Pump Horsepower	Pump Yield (Gpm)	Casing Depth (Feet)	Casing Diameter (Inches)	Meter Size (inches)	Year Drilled
1.1	55-547409	250	1,200	1,190	16	10	1995
1.2	55-601217	200	1,060	716	16	10	1982/1986
1.3B	55-224135	300	1,500	1,170	20	10	2016
1.4	55-205590	300	1,400	1,176	20	12	2005
1.5	55-610220	200	1,200	1,000	20	10	1947
1.5B	55-610220	300	1,500	1,000	20	10	2019
2.3	55-610214	200	1,200	852	20	10	1982
2.2	55-610215	200	1,200	904	20	10	1982
2.4	55-520840	200	800	1,060	16	8	1988
2.5	55-612959	200	990	963	20	8	1958
2.1	55-547408	200	1,200	1,186	16	8	1995

*Arizona Department of Water Resources Identification Number

OTHER WATER SOURCES

Name or Description	Capacity (gpm)	Gallons Purchased or Obtained (in thousands)
EPCOR Water Agua Fria Division - Interconnection between NE Agua Fria & Sun City West		

BOOSTER PUMPS		FIRE HYDRANTS	
Horsepower	Quantity	Quantity Standard	Quantity Other
75	1	1,267	
100	11		
150	4		

STORAGE TANKS		PRESSURE TANKS	
Capacity	Quantity	Capacity	Quantity
758,000	2	10,000	4
1,250,000	2		

COMPANY NAME		EPCOR WATER	
Name of System: Anthem		ADEQ Public Water System Number:	04-07-504

WATER COMPANY PLANT DESCRIPTION

WELLS

ADWR ID Number*	Pump Horsepower	Pump Yield (Gpm)	Casing Depth (Feet)	Casing Diameter (Inches)	Meter Size (inches)	Year Drilled
55-577504	125	700	600	12	8	2000
55-577505	100	500	600	12	8	2000
55-565983	100	400	900	18	6	1998

*Arizona Department of Water Resources Identification Number

OTHER WATER SOURCES

Name or Description	Capacity (gpm)	Gallons Purchased or Obtained (in thousands)
CAP Water (Ak-Chin)	4,861	1,483,157
City of Phoenix Interconnect	3,472	274,618

BOOSTER PUMPS		FIRE HYDRANTS	
Horsepower	Quantity	Quantity Standard	Quantity Other
20	2	1066	
30	1		
40	6		
100	2		
125	2		
150	4		
350	2		
450	4		

STORAGE TANKS		PRESSURE TANKS	
Capacity	Quantity	Capacity	Quantity
1,250,000	2	5,000	1
1,670,000	2	10,000	2
800,000	1	15,000	1

COMPANY NAME	EPCOR WATER		
Name of System: Paradise Valley	ADEQ Public Water System Number:	04-07-056	

WATER COMPANY PLANT DESCRIPTION

WELLS

ADWR ID Number*	Pump Horsepower	Pump Yield (Gpm)	Casing Depth (Feet)	Casing Diameter (Inches)	Meter Size (inches)	Year Drilled
55-624805	300	1,503	1,396	20 - 16	12	1959
55-624806	300	Inactive	1,301	24 - 20	12	1962
55-624807	350	2,220	1,743	20 - 8	10	1965
55-624808	350	2,164	1,430	20-18-16	10	1969
55-624809	350	2,434	1,500	18	12	1980
55-537967	400	2,376	1,100	20	12	1993
55-220510	400	3,129	1,130	20	12	2011

*Arizona Department of Water Resources Identification Number

OTHER WATER SOURCES

Name or Description	Capacity (gpm)	Gallons Purchased or Obtained (kgal)
City of Phoenix Interconnect	1,944	41,587

BOOSTER PUMPS		FIRE HYDRANTS	
Horsepower	Quantity	Quantity Standard	Quantity Other
1.5	3	716	
3	4		
7.5	2		
10	2		
20	3		
30	1		
40	3		
50	4		
60	3		
125	3		
400	3		
600	2		

STORAGE TANKS		PRESSURE TANKS	
Capacity (gallons)	Quantity	Capacity	Quantity
22,148	1	500	2
31,600	1		
94,476	1		
102,787	1		
103,249	1		
102,313	1		
203,407	1		
360,880	1		
508,800	1		
1,461,703	2		

COMPANY NAME			EPCOR WATER		
Name of System: Tubac			ADEQ Public Water System Number:	04-12-001	

WATER COMPANY PLANT DESCRIPTION

WELLS

ADWR ID Number*	Well Number	Pump Horsepower	Pump Yield (Gpm)	Casing Depth (Feet)	Casing Diameter (Inches)	Meter Size (inches)	Year Drilled
55-604370	3	25	180	204	12	3	1965
55-604371	2	40	300	140	12	4	1965
55-505043	4	75	500	650	16	8	1983
55-632901	5	75	500	302	12	6	1977

*Arizona Department of Water Resources Identification Number

OTHER WATER SOURCES

Name or Description	Capacity (gpm)	Gallons Purchased or Obtained (in thousands)

BOOSTER PUMPS (Palo Parado)		FIRE HYDRANTS	
Horsepower	Quantity	Quantity Standard	Quantity Other
5	1	90	
7.5	1		
7.5	1		

STORAGE TANKS		PRESSURE TANKS	
Capacity	Quantity	Capacity	Quantity
50,000	1	2,000	1
		5,000	4
		5,400	1

COMPANY NAME		EPCOR WATER	
Name of System: Havasu		ADEQ Public Water System Number:	04-08-015

WATER COMPANY PLANT DESCRIPTION

WELLS

ADWR ID Number*	Pump Horsepower	Pump Yield (Gpm)	Casing Depth (Feet)	Casing Diameter (Inches)	Meter Size (inches)	Year Drilled
55-512988	15	100	420	8	12	1986
55-534237	None	None	355	12	6	1992
55-539646	20	550	150	10	6	1993
55-594370	20	500	790	16	8	2003
55-601829	7.5	50	180	6	None	Unknown
55-601830	None	None	148	10	None	1968
55-601831	15	250	160	8	4	1972
55-601832	5	75	245	10	3	1970
55-22-1932	125	600	865	13	6	2013
55-601833	30	175	150	8	6	1980

*Arizona Department of Water Resources Identification Number

OTHER WATER SOURCES

Name or Description	Capacity (gpm)	Gallons Purchased or Obtained (in thousands)

BOOSTER PUMPS		FIRE HYDRANTS	
Horsepower	Quantity	Quantity Standard	Quantity Other
5	1	156	
15	1		
20	2		
25	2		
30	5		
40	0		
50	5		

STORAGE TANKS		PRESSURE TANKS	
Capacity	Quantity	Capacity	Quantity
100,000	1		
125,000	1	200	1
250,000	1	5,000	1
750,000	1	10,000	1
500,000	1		

COMPANY NAME		EPCOR WATER	
Name of System: Mohave		ADEQ Public Water System Number:	04-08-032

WATER COMPANY PLANT DESCRIPTION

WELLS

ADWR ID Number*	Pump Horsepower	Pump Yield (Gpm)	Casing Depth (Feet)	Casing Diameter (Inches)	Meter Size (inches)	Year Drilled
55-506309	250	1,400	515	16	10	1983
55-222149	250	1,400	860	21	6	2013
55-509446	75	500	602	14	6	1985
55-519149	100	2,100	280	18	10	1987
55-603472	75	600	610	12-10	6	1975
55-603473	200	2,150	400	14-16	12	1970
55-603477	40	350	450	12	6	1975
55-221762	40	100	1,406	12	4	2013
55-214621	60	180	1,410	8	4	2008

*Arizona Department of Water Resources Identification Number

OTHER WATER SOURCES

Name or Description	Capacity (gpm)	Gallons Purchased or Obtained (in thousands)

BOOSTER PUMPS		FIRE HYDRANTS	
Horsepower	Quantity	Quantity Standard	Quantity Other
1.5	2	803	
7.5	0		
15	7		
20	2		
40	0		
50	5		
75	2		
100	4		

STORAGE TANKS		PRESSURE TANKS	
Capacity	Quantity	Capacity	Quantity
35,000	1	70	1
36,500	1	3,000	1
37,500	1	5,000	2
123,000	1	10,000	1
200,000	1		
250,000	2		
300,000	2		
424,000	1		
500,000	1		
750,000	1		
1,000,000	3		

COMPANY NAME		EPCOR WATER	
Name of System: Camp Mohave		ADEQ Public Water System Number:	04-08-037

WATER COMPANY PLANT DESCRIPTION

WELLS

ADWR ID Number*	Pump Horsepower	Pump Yield (Gpm)	Casing Depth (Feet)	Casing Diameter (Inches)	Meter Size (inches)	Year Drilled
55-559559	20	500	312	8	4	1996

*Arizona Department of Water Resources Identification Number

OTHER WATER SOURCES

Name or Description	Capacity (gpm)	Gallons Purchased or Obtained (in thousands)

BOOSTER PUMPS		FIRE HYDRANTS	
Horsepower	Quantity	Quantity Standard	Quantity Other
15	2	7	
40	2		

STORAGE TANKS		PRESSURE TANKS	
Capacity	Quantity	Capacity	Quantity
250,000	1	5,000	1

COMPANY NAME		EPCOR WATER	
Name of System: Lake Mohave		ADEQ Public Water System Number:	04-08-062

WATER COMPANY PLANT DESCRIPTION

WELLS

ADWR ID Number*	Pump Horsepower	Pump Yield (Gpm)	Casing Depth (Feet)	Casing Diameter (Inches)	Meter Size (inches)	Year Drilled
55-556101	20	150	505	8	3	1996
55-603417	20	150	500	10	3	1973

*Arizona Department of Water Resources Identification Number

OTHER WATER SOURCES

Name or Description	Capacity (gpm)	Gallons Purchased or Obtained (in thousands)
Transferred from North Mohave		11,775

BOOSTER PUMPS		FIRE HYDRANTS	
Horsepower	Quantity	Quantity Standard	Quantity Other
		29	
10	1		
20	2		
25	2		

STORAGE TANKS		PRESSURE TANKS	
Capacity	Quantity	Capacity	Quantity
123,000	1	1,000	1
150,000	1	10,000	1

COMPANY NAME		EPCOR WATER	
Name of System: Desert Foothills		ADEQ Public Water System Number:	04-08-137

WATER COMPANY PLANT DESCRIPTION

WELLS

ADWR ID Number*	Pump Horsepower	Pump Yield (Gpm)	Casing Depth (Feet)	Casing Diameter (Inches)	Meter Size (inches)	Year Drilled
55-557919	150	600	1,073	12	6	1996
55-204657	100	210	985	17	4	2006
55-904670	150	383	1,430	16	6	2006

*Arizona Department of Water Resources Identification Number

OTHER WATER SOURCES

Name or Description	Capacity (gpm)	Gallons Purchased or Obtained (in thousands)
Transfer from North Mohave to DFE		1,229

BOOSTER PUMPS		FIRE HYDRANTS	
Horsepower	Quantity	Quantity Standard	Quantity Other
		170	
10	5		
25	1		
30	1		
40	1		
60	3		

STORAGE TANKS		PRESSURE TANKS	
Capacity	Quantity	Capacity	Quantity
500,000	2	3,000	1
426,000	1	5,000	1

COMPANY NAME		EPCOR WATER	
Name of System: Arizona Gateway		ADEQ Public Water System Number:	04-08-163

WATER COMPANY PLANT DESCRIPTION

WELLS

ADWR ID Number*	Pump Horsepower	Pump Yield (Gpm)	Casing Depth (Feet)	Casing Diameter (Inches)	Meter Size (inches)	Year Drilled
55-586016	8	35	695	8	2	2003
55-200219	60	300	775	10	6	2007

*Arizona Department of Water Resources Identification Number

OTHER WATER SOURCES

Name or Description	Capacity (gpm)	Gallons Purchased or Obtained (in thousands)

BOOSTER PUMPS		FIRE HYDRANTS	
Horsepower	Quantity	Quantity Standard	Quantity Other
40	4	12	

STORAGE TANKS		PRESSURE TANKS	
Capacity	Quantity	Capacity	Quantity
350,000	1	120	1

COMPANY NAME	EPCOR WATER	
Name of System: Rio Vista	ADEQ Public Water System Number:	04-08-333

WATER COMPANY PLANT DESCRIPTION

WELLS

ADWR ID Number*	Pump Horsepower	Pump Yield (Gpm)	Casing Depth (Feet)	Casing Diameter (Inches)	Meter Size (inches)	Year Drilled

OTHER WATER SOURCES

Name or Description	Capacity (gpm)	Gallons Purchased or Obtained (in thousands)
Bermuda Water Company		13,914

BOOSTER PUMPS		FIRE HYDRANTS	
Horsepower	Quantity	Quantity Standard	Quantity Other
		11	

STORAGE TANKS		PRESSURE TANKS	
Capacity	Quantity	Capacity	Quantity

COMPANY NAME	EPCOR WATER		
Name of System: North Mohave	ADEQ Public Water System Number:	04-08-068	

WATER COMPANY PLANT DESCRIPTION

WELLS

	ADWR ID Number*	Pump Horsepower	Pump Yield (Gpm)	Casing Depth (Feet)	Casing Diameter (Inches)	Meter Size (inches)	Year Drilled
1	55-608740	30.0	128	380	8	3	1970
2	55-608741	30.0	145	440	8	3	1970
3	55-620581	30.0	125	340	8	3	1975
4	55-507876	30.0	105	588	12	3	1984
7	55-805519	60	100	1,030	8	4	1970
8	55-519603	30	150	300	8	4	1988
9	55-589061	100	440	675	12	6	2001
10	55-211751	100	488	656	12	6	2007

OTHER WATER SOURCES

Name or Description	Capacity (gpm)	Gallons Purchased or Obtained (KGAL)
Transfer from DFE Tie in		133

BOOSTER PUMPS		FIRE HYDRANTS	
Horsepower	Quantity	Quantity Standard	Quantity Other
25	4	291	
50	2		
20	2		
40	2		

STORAGE TANKS		PRESSURE TANKS	
Capacity	Quantity	Capacity	Quantity
300,000	5		
500,000	2	250	1

COMPANY NAME	EPCOR WATER		
Name of System: King Street	ADEQ Public Water System Number:	04-08-040	

WATER COMPANY PLANT DESCRIPTION

WELLS

	ADWR ID Number*	Pump Horsepower	Pump Yield (Gpm)	Casing Depth (Feet)	Casing Diameter (Inches)	Meter Size (inches)	Year Drilled
1	55-208170	30.0	500	120	8	6"	2006
2	55-603949	15.0	300	100	8	4"	1969
3							
4							
7							
8							
9							
10							

OTHER WATER SOURCES

Name or Description	Capacity (gpm)	Gallons Purchased or Obtained (in thousands)

BOOSTER PUMPS		FIRE HYDRANTS	
Horsepower	Quantity	Quantity Standard	Quantity Other
15	2	42	
40	1		

STORAGE TANKS		PRESSURE TANKS	
Capacity	Quantity	Capacity	Quantity
163,000	1	14,000 GAL	1

COMPANY NAME	EPCOR WATER		
Name of System: Lake Cimarron	ADEQ Public Water System Number:	04-08-129	

WATER COMPANY PLANT DESCRIPTION

WELLS

	ADWR ID Number*	Pump Horsepower	Pump Yield (Gpm)	Casing Depth (Feet)	Casing Diameter (Inches)	Meter Size (inches)	Year Drilled
1	55-604160	7.5	190	60	12	4"	1960
2	55-604161	10.0	225	100	6	4"	1967
3							
4							
7							
8							
9							
10							

OTHER WATER SOURCES

Name or Description	Capacity (gpm)	Gallons Purchased or Obtained (in thousands)

BOOSTER PUMPS		FIRE HYDRANTS	
Horsepower	Quantity	Quantity Standard	Quantity Other
20	1	21	
25	2		
15	1		

STORAGE TANKS		PRESSURE TANKS	
Capacity	Quantity	Capacity	Quantity
200,000	1	5,800 GAL	1

COMPANY NAME	EPCOR WATER	
Name of System: Chaparral	ADEQ Public Water System Number:	04-07-017

WATER COMPANY PLANT DESCRIPTION

WELLS

ADWR ID Number*	Pump Horsepower	Pump Yield (Gpm)	Casing Depth (Feet)	Casing Diameter (Inches)	Meter Size (inches)	Year Drilled
**55-640784	N/A	1,500	725	10 3/4	8	1970
**55-604785	N/A	1,180	765	350-20/415-16	10	1970
55-604786	350	1,300	738	450-20/288-16	10	1970
55-604787	500	2,200	768	300-20/468-16	10	1972

well 10
well 11

**Inactive

OTHER WATER SOURCES

Name or Description	Capacity (gpm)	Gallons Purchased or Obtained (KGAL)
CAP Water Treatment Plant II	10417	1,023,327
Well # 10	1300	471,456
Well #11	2200	560,614

BOOSTER PUMPS		FIRE HYDRANTS	
Horsepower	Quantity	Quantity Standard	Quantity Other
7.5	1	1674	
15	1		
20	2		
40	6		
60	1		
75	9		
100	1		
125	5		
150	3		
200	2		
350	1		
430	1		
450	3		
500	1		

STORAGE TANKS		PRESSURE TANKS	
Capacity (MG)	Quantity	Capacity	Quantity
3.5	1	10,000	1
1.5	1	5,000	2
1.25	3	3,000	2
0.5 or less	3	2,000	1
1.3	1	1,500	1

COMPANY NAME	EPCOR WATER
Name of System: Agua Fria	ADEQ Public Water System Number: 04-07-695

WATER COMPANY PLANT DESCRIPTION (CONTINUED)

MAINS

Size (in inches)	Material	Length (in feet)
2	Various	941
3	Various	65
4	Various	64,247
6	Various	747,078
8	Various	1,772,536
10	Various	168,547
12	Various	722,667
14	Various	7,615
16	Various	235,377
18	Various	12,183
20	Various	38,243
24	Various	29,562
30	Various	54,802
36	Various	17
48	Various	6,276
Undetermined	Various	12,983
	TOTAL =	3,873,138

CUSTOMERS METERS

Size (in inches)	Quantity
5/8 X 3/4	20,026
3/4	19,383
1	6,128
1 1/2	486
2	709
3	186
4	6
6	14
7	
8	4
10	2
12	2
Unknown	
	46,946

For the following three items, list the utility owned assets in each category.

TREATMENT EQUIPMENT:

Gas chlorination equipment and enclosures

AF WP 1, 2, 5 Granular Iron Media Arsenic Removal Treatment Facility

AF WP 9 Ion Exchange Nitrate/Arsenic Removal Treatment Facility

AF White Tanks Conventional surface water treatment with Dissolved Air Floatation for solids removal. UltraViolet light disinfection with Sodium Hypochlorite to maintain a residual.

STRUCTURES:

Buildings and enclosures associated with chemical storage, water treatment, wells and booster stations.

OTHER:

AF WP 1 - 6 Granular Iron Media vessels @ 3,069 gallons each

AF WP 2 - 4 Granular Iron Media vessels @ 3,069 gallons each

AF WP 5 - 4 Granular Iron Media vessels @ 1,895 gallons each

AFTL Well 1 - 2 Granular Iron Media vessels @ 1,346 gallons each

White Tanks - 2 - 10MG & 1 - 20MG Raw Storage Reservoirs, 4 - 125 HP Raw Pumps

COMPANY NAME	EPCOR WATER
Name of System: NE Agua Fria	ADEQ Public Water System Number: 04-07-531

WATER COMPANY PLANT DESCRIPTION (CONTINUED)

MAINS

Size (in inches)	Material	Length (in feet)
2	Various	58.08
4	Various	2,519
6	Various	34,046
8	Various	212,492
10	Various	9,379
12	Various	39,646
14	Various	-
16	Various	65,054
18	Various	
20	Various	
24	Various	
30	Various	
36	Various	
48	Various	
Undetermined	Various	159
TOTAL =		363,355

CUSTOMERS METERS

Size (in inches)	Quantity
5/8 X 3/4	239
3/4	4,499
1	499
1 1/2	31
2	56
3	5
4	
5	
6	2
7	
8	
Unknown	
	5,331

For the following three items, list the utility owned assets in each category.

TREATMENT EQUIPMENT:

Sodium Hypochlorite generation system

STRUCTURES:

OTHER:

COMPANY NAME	EPCOR WATER	
Name of System: Sun City	ADEQ Public Water System Number:	04-07-099

WATER COMPANY PLANT DESCRIPTION (CONTINUED)

MAINS

Size (in inches)	Material	Length (in feet)
1	Various	970.91
1 1/4	Various	1,203.61
1 1/2	Various	12,039
2	Various	13,274.79
3	Various	12,073
4	Various	160,134
6	Various	788,135
8	Various	273,667
10	Various	116,086
12	Various	228,352
14	Various	357
16	Various	22,406
18	Various	2,852
24	Various	25
Undetermined	Various	2,619
TOTAL =		1,634,193

CUSTOMER METERS

Size (in inches)	Quantity	
5/8 X 3/4	19,533	
3/4	1,080	
1	561	
1 1/2	1,557	
2	640	
3	33	
4	6	
6	16	
8	2	
10		
Unknown		
TOTAL =		23,428

For the following three items, list the utility owned assets in each category.

TREATMENT EQUIPMENT:

Gas chlorination equipment and enclosures

STRUCTURES:

Buildings and enclosures associated with wells and booster stations

OTHER:

N/A

COMPANY NAME	EPCOR WATER	
Name of System: Tubac	ADEQ Public Water System Number:	04-12-001

WATER COMPANY PLANT DESCRIPTION (CONTINUED)

MAINS		
Size (in inches)	Material	Length (in feet)
1	Various	9
2	Various	1,021
3	Various	5,083
4	Various	17,162
6	Various	69,025
8	Various	37,529
12	Various	4,041
Undetermined	Various	3,832
	Total =	137,702

CUSTOMER METERS	
Size (in inches)	Quantity
5/8 X 3/4	594
3/4	16
1	42
1 1/2	2
2	18
3	0
4	0
5	0
6	0
7	0
8	0
TOTAL =	672

For the following three items, list the utility owned assets in each category.

TREATMENT EQUIPMENT:

3 liquid chlorine pumps
1 Granular Iron Media arsenic treatment system with two vessels

STRUCTURES:

Enclosures associated with wells and boosters
Three sheds covering chlorine equipment. 4' X 4', 6' X 10', 10' X 10'

OTHER:

Administrative Trailer - Park Model Office at 15 Burrell Street
125 kVa on-site generator at Well #4
100 Kw on-site generator at arsenic treatment facility (Diesel Generator)
30 KW Natural Gas Generator, Palo Parado

COMPANY NAME	EPCOR WATER	
Name of System: Havasu	ADEQ Public Water System Number:	04-08-015

WATER COMPANY PLANT DESCRIPTION (CONTINUED)

MAINS

Size (in inches)	Material	Length (in feet)
1	Various	46
2	Various	2,611
3	Various	6,491
4	Various	26,495
6	Various	34,717
8	Various	71,229
10	Various	16,673
12	Various	793
16	Various	8,127
Undetermined		496
TOTAL =		167,679

CUSTOMER METERS

Size (in inches)	Quantity
5/8 X 3/4	1,979
3/4	6
1	17
1 1/2	0
2	21
3	2
4	6
6	2
	2,033

For the following three items, list the utility owned assets in each category.

TREATMENT EQUIPMENT:

Gas chlorination equipment w/enclosures.
Granular iron media arsenic removal with three filter vessels

STRUCTURES:

Buildings and enclosures associated with wells and booster stations.

OTHER:

COMPANY NAME	EPCOR WATER	
Name of System: Mohave	ADEQ Public Water System Number:	04-08-032

WATER COMPANY PLANT DESCRIPTION (CONTINUED)

MAINS

Size (in inches)	Material	Length (in feet)
1	Various	28
2	Various	12,700
3	Various	65,146
4	Various	208,706
6	Various	415,340
8	Various	264,526
10	Various	17,447
12	Various	100,066
16	Various	2,999
18	Various	1,176
24	Various	126
Undetermined		3,018
TOTAL =		1,091,278

CUSTOMER METERS

Size (in inches)	Quantity
5/8 X 3/4	14,997
3/4	6
1	367
1 1/2	10
2	401
3	17
4	5
6	5
TOTAL	15,808

For the following three items, list the utility owned assets in each category.

TREATMENT EQUIPMENT:

Gas chlorination equipment w/enclosures

STRUCTURES:

Buildings and enclosures associated with wells and booster stations, building utilized as an operations center. Administrative building/office.

OTHER:

COMPANY NAME	EPCOR WATER	
Name of System: Camp Mohave	ADEQ Public Water System Number:	04-08-037

WATER COMPANY PLANT DESCRIPTION (CONTINUED)

MAINS

Size (in inches)	Material	Length (in feet)
2		
3		
4	Various	6,971
5	Various	
6	Various	1,695
8	Various	5,707
10	Various	4,429
12		
16		
18		
	TOTAL =	18,803

CUSTOMER METERS

Size (in inches)	Quantity
5/8 X 3/4	58
3/4	0
1	12
1 1/2	4
2	12
3	0
4	0
6	0
TOTAL	86

For the following three items, list the utility owned assets in each category.

TREATMENT EQUIPMENT:

Gas Chlorine, manganese removal plant (ADEGE Package Plant) and associated tanks and structures.

STRUCTURES:

Fencing and associated structures.

OTHER:

COMPANY NAME	EPCOR WATER	
Name of System: Lake Mohave	ADEQ Public Water System Number:	04-08-062

WATER COMPANY PLANT DESCRIPTION (CONTINUED)

MAINS

Size (in inches)	Material	Length (in feet)
2	Various	526
3	Various	
4	Various	10,336
5	Various	
6	Various	6,332
8	Various	11,088
10	Various	
12	Various	2,251
16	Various	
18	Various	
	TOTAL =	30,533

CUSTOMER METERS

Size (in inches)	Quantity
5/8 X 3/4	291
3/4	
1	6
1 1/2	
2	
3	
4	
6	
TOTAL	297

For the following three items, list the utility owned assets in each category.

TREATMENT EQUIPMENT:

Gas chlorine and associated equipment

STRUCTURES:

Fencing and associated structures.

OTHER:

COMPANY NAME	EPCOR WATER	
Name of System: Desert Foothills	ADEQ Public Water System Number:	04-08-137

WATER COMPANY PLANT DESCRIPTION (CONTINUED)

MAINS

Size (in inches)	Material	Length (in feet)
1	Various	32
2	Various	13
3	Various	
4	Various	45
6	Various	28,678
8	Various	100,377
10	Various	2,725
12	Various	21,555
16	Various	
18	Various	
Undetermined		872
	TOTAL =	154,299

CUSTOMER METERS

Size (in inches)	Quantity
5/8 X 3/4	1,269
3/4	1
1	11
1 1/2	0
2	28
3	0
4	1
6	0
TOTAL	1,310

For the following three items, list the utility owned assets in each category.

TREATMENT EQUIPMENT:

Chlorine gas and associated equipment

STRUCTURES:

Fencing and associated structures

OTHER:

COMPANY NAME	EPCOR WATER	
Name of System: Arizona Gateway	ADEQ Public Water System Number:	04-08-163

WATER COMPANY PLANT DESCRIPTION (CONTINUED)

MAINS

Size (in inches)	Material	Length (in feet)
2	Various	
3	Various	
4	Various	1,668
5	Various	
6	Various	502
8	Various	3,202
10	Various	1,478
12	Various	3,917
16	Various	148
18	Various	
Undetermined	Various	5,316
	TOTAL =	16,231

CUSTOMER METERS

Size (in inches)	Quantity
5/8 X 3/4	4
3/4	0
1	1
1 1/2	0
2	8
3	1
4	0
6	0
TOTAL	14

For the following three items, list the utility owned assets in each category.

TREATMENT EQUIPMENT:

Liquid chlorine and associated equipment.

STRUCTURES:

Structures and buildings associated with water treatment and booster systems.

OTHER:

COMPANY NAME	EPCOR WATER	
Name of System: Rio Vista	ADEQ Public Water System Number:	04-08-333

WATER COMPANY PLANT DESCRIPTION (CONTINUED)

MAINS

Size (in inches)	Material	Length (in feet)
2	Various	
3	Various	
4	Various	
5	Various	
6	Various	10,299
8	Various	4,064
10	Various	
12	Various	637
16	Various	
18	Various	
	TOTAL =	15,000

CUSTOMER METERS

Size (in inches)	Quantity
5/8 X 3/4	136
3/4	
1	6
1 1/2	
2	
3	1
4	
6	
TOTAL	143

For the following three items, list the utility owned assets in each category.

TREATMENT EQUIPMENT:

N/A

STRUCTURES:

N/A

OTHER:

COMPANY NAME	EPCOR WATER	
Name of System: North Mohave	ADEQ Public Water System Number:	04-08-068

WATER COMPANY PLANT DESCRIPTION (CONTINUED)

MAINS*		
Size (in inches)	Material	Length (in feet)
1	Various	52
2	Various	2,109
2 1/2	Various	242
3	Various	1,263
4	Various	37,322
6	Various	69,606
8	Various	78,257
12	Various	75,256
Undetermined	Various	87,472
	TOTAL =	351,577

CUSTOMER METERS*	
Size (in inches)	Quantity
5/8 X 3/4	2,074
3/4	1
1	48
1 1/2	29
2	54
3	2
4	2
6	0
TOTAL	2,210

For the following three items, list the utility owned assets in each category.

TREATMENT EQUIPMENT:

3 Gas Chlorinators

STRUCTURES:

Various buildings and fences

OTHER:

COMPANY NAME	EPCOR WATER	
Name of System: King Street	ADEQ Public Water System Number:	04-08-040

WATER COMPANY PLANT DESCRIPTION (CONTINUED)

MAINS*			CUSTOMER METERS*	
Size (in inches)	Material	Length (in feet)	Size (in inches)	Quantity
1"	Various		5/8 X 3/4	1,461
1.25"	Various		3/4	4
1.5"	Various		1	9
2"	Various	2,013	1 1/2	3
2.5"	Various	0	2	4
3"	Various	4,154	4	1
4"	Various	53,861	6	3
6"	Various	37,931		
8"	Various	4,740		
10"	Various			
12"	Various			
14"	Various			
16"	Various			
Undetermined		2,311		
	TOTAL =	105,009	TOTAL	1,485

For the following three items, list the utility owned assets in each category.

TREATMENT EQUIPMENT:

Chlorine Dioxide Injection System at Unit 17
Sodium Permanganate Injection System at Unit 17
Chlorine Gas Injection System at Unit 17
Fe & Mn Removal System at Unit 17

STRUCTURES:

Office Building on Commercial Str.
Fences around well sites
Sheds at Unit 17 and King St.

OTHER:

1 x Mini-Excavator
Various testing equipment

COMPANY NAME	EPCOR WATER	
Name of System: Lake Cimarron	ADEQ Public Water System Number:	04-08-129

WATER COMPANY PLANT DESCRIPTION (CONTINUED)

MAINS*		
Size (in inches)	Material	Length (in feet)
1"	Various	0
1.25"	Various	0
1.5"	Various	0
2"	Various	0
2.5"	Various	0
3"	Various	0
4"	Various	213
6"	Various	869
8"	Various	13,441
10"	Various	4,385
12"	Various	
14"	Various	
16"		
Undetermined		893
	TOTAL =	19,801

CUSTOMER METERS*	
Size (in inches)	Quantity
5/8 X 3/4	178
3/4	1
2	3
TOTAL	182

For the following three items, list the utility owned assets in each category.

TREATMENT EQUIPMENT:

Chlorine Dioxide Injection System
Sodium Permanganate Injection System
Chlorine Gas Injection System
Fe & Mn Removal System

STRUCTURES:

Treatment Chemicals Storage Shed
Block fences around well sites and distribution center

OTHER:

COMPANY NAME	EPCOR WATER	
Name of System: Chaparral	ADEQ Public Water System Number:	04-07-017

WATER COMPANY PLANT DESCRIPTION (CONTINUED)

MAINS		
Size (in inches)	Material	Length (in feet)
1	Various	316
2	Various	1,465
3	Various	204
4	Various	42,043
5	Various	
6	Various	473,209
8	Various	384,436
10	Various	4,492
12	Various	205,794
16	Various	36,717
24	Various	28,523
Undetermined		32,080
TOTAL =		1,209,278

CUSTOMER METERS	
Size (in inches)	Quantity
5/8 X 3/4	15
3/4	8,614
1	5,166
1 1/2	183
2	164
3	18
4	9
6	3
Unkown	0
TOTAL	14,172

For the following three items, list the utility owned assets in each category.

TREATMENT EQUIPMENT:

Shea Plant: Three 5 MGD capacity modules utilizing contact clarification-filtration process which consists of one adsorption clarifier and two granular media filters. Positive displacement pumps used to feed Aluminum chlorohydrate which is used as a primary coagulant and cationic polymer as a coagulant aid. Sodium hypochlorite used for disinfection.
Well 10: Severn Trent SORB 33 Arsenic Removal System. Treatment flow capacity 650 GPM & media quantity 563 Cubic Feet. Two 10' Diameter Bayoxide E33 filter vessels, with flow configuration set in parallel. Upon well start up, water goes through a flush to waste. Following the flush to waste, 50% of flow is sent through the As removal system. Post treated water is blended with system water and sent out to zone 2. Loading rate 4.1 gpm/sft Blending target was designed to achieve 0.009 mg/L

STRUCTURES:

Treatment process modules (aka WTP 2), administration building, on site generator, on site 3.5 MG Raw water storage reservoir. Eight off site reservoir/booster stations.

OTHER:

COMPANY NAME	EPCOR WATER
Name of System: Agua Fria	ADEQ Public Water System Number: 04-07-695

WATER USE DATA SHEET BY MONTH FOR CALENDAR YEAR 2020

MONTH	NUMBER OF CUSTOMERS	A	B	C	D	E	F	G
		GALLONS PUMPED (Thousands)	GALLONS PURCHASED (Thousands)	TOTAL PRODUCTION (Thousands)	GALLONS AUTHORIZED UNBILLED (Thousands)	GALLONS SOLD (Thousands)	TOTAL NRW (Thousands)	% NON-ACCOUNT WATER (Thousands)
							=(C-D-E)/C	
JANUARY	44,167	418,219		418,219	5,142	389,179	23,897	5.71%
FEBRUARY	44,326	291,950	91,060	383,010	1,203	386,717	(4,910)	-1.28%
MARCH	44,486	134,060	270,870	404,930	788	350,893	53,249	13.15%
APRIL	44,640	168,219	384,500	552,719	1,959	464,406	86,354	15.62%
MAY	44,795	211,631	510,740	722,371	3,334	637,525	159,593	19.94%
JUNE	44,940	239,522	560,930	800,452	894	732,413	138,198	15.86%
JULY	45,193	266,556	604,950	871,506	4419.878	893,970	15,609	1.79%
AUGUST	45,411	267,839	646,160	913,999	3,364	889,579	23,078	2.52%
SEPTEMBER	45,669	214,877	583,330	798,207	1,342	853,578	(56,713)	-7.11%
OCTOBER	45,996	216,345	594,930	811,275	669	753,362	57,244	7.06%
NOVEMBER	46,144	168,564	456,010	624,574	1,149	712,717	(89,293)	-14.30%
DECEMBER	46,364	343,340	202,560	545,900	1,478	556,521	(12,099)	-2.22%
TOTALS ->				7,847,162	25,744	7,620,860	200,558	2.56%

What is the level of arsenic for each well on your system. _____mg/l
 (If more than one well, please list each separately) - **See attached**

If system has fire hydrants, what is the fire flow requirement? _____GPM for _____ hrs

If system has chlorination treatment, does this treatment system chlorinate continuously?
 (X) Yes () No

Is the Water Utility located in an ADWR Active Management Area (AMA)?
 (X) Yes () No

Does the Company have an ADWR Gallons Per Capita Per Day (GPCPD) requirement?
 (X) Yes () No

If yes, provide the GPCPD amount: _____204*

*Estimate

EPCOR Water
Central Division - Agua Fria (07-695)
Unaccounted For Water - 2020

Description	Quantity of Water (Kgal)												
	JAN	FEB	MAR	APR	MAY	JUN	JUL	AUG	SEP	OCT	NOV	DEC	TOTAL
A Production													
Water Treatment		91,060	270,870	384,500	510,740	560,930	604,950	646,160	583,330	594,930	456,010	202,560	4,906,040
Wells	418,219	291,950	134,060	168,219	211,631	239,522	266,556	267,839	214,877	216,345	168,564	343,340	2,941,122
B Gallons Purchased													
C Total Production	418,219	383,010	404,930	552,719	722,371	800,452	871,506	913,999	798,207	811,275	624,574	545,900	7,847,162
Authorized Unbilled/Consumption													
In-Plant Usage													
Mixing Chemicals - Field													
Well Pumped Waste	452	231	119	151	675	175	170	284	135	166	149	513	3,219
Flushing Mains	3,937	421	417	1,203	2,407	466	3,998	2,828	671	75	567	565	17,556
Identified Fire Usage													
Vandalism													
Street Cleaning													
Draining Storage Tanks		300		350					237				887
Online Analyzers & Chlorinators	251	251	251	251	251	251	251	251	251	251	251	251	3,012
Field Meter Testing													
Fire Hydrant Maintenance	3	0	1	4	1	1	1	1	3	99	139	149	399
Flushing Sewer Mains	500					2			46	78	44		670
D Total Authorized Unbilled/Consumption	5,142	1,203	788	1,959	3,334	894	4,420	3,364	1,342	669	1,149	1,478	25,744
E Gallons Sold													
Residential	299,202	296,339	262,353	332,288	427,375	465,872	553,870	547,958	535,424	470,669	465,326	371,238	5,027,914
Commercial	71,925	73,926	72,142	111,247	180,694	236,450	298,149	303,063	278,655	252,202	227,582	169,436	2,275,471
Industrial													
Fire Service													
OPA	17,384	15,687	15,748	19,951	27,698	28,306	39,286	36,084	37,380	29,439	17,509	14,783	299,255
Resale													
Miscellaneous	668	765	650	920	1,758	1,785	2,665	2,474	2,119	1,052	2,300	1,064	18,220
Total Sales	389,179	386,717	350,893	464,406	637,525	732,413	893,970	889,579	853,578	753,362	712,717	556,521	7,620,860
F Non-Account Water													
Gallons =C-D-E	23,897	(4,910)	53,249	86,354	81,512	67,145	(26,884)	21,056	(56,713)	57,244	(89,293)	(12,099)	200,558
Percentage =(C-D-E)/C	5.71%	-1.28%	13.15%	15.62%	11.28%	8.39%	-3.08%	2.30%	-7.11%	7.06%	-14.30%	-2.22%	2.56%

Negative numbers indicate quantity or percentage above production or 100%

COMPANY NAME	EPCOR WATER		
Name of System: NE Agua Fria	ADEQ Public Water System Number:	04-07-531	

WATER USE DATA SHEET BY MONTH FOR CALENDAR YEAR 2020

MONTH	NUMBER OF CUSTOMERS	A	B	C	D	E	F	G
		GALLONS PUMPED (Thousands)	GALLONS PURCHASED (Thousands)	TOTAL PRODUCTION (Thousands)	GALLONS AUTHORIZED UNBILLED (Thousands)	GALLONS SOLD (Thousands)	TOTAL NRW (Thousands)	% NON-ACCOUNT WATER (Thousands)
							=(C-D-E)/C	
JANUARY	5,038	39,633		39,633	81	36,861	2,691	6.79%
FEBRUARY	5,047	37,652		37,652	73	37,276	303	0.81%
MARCH	5,072	38,588		38,588	103	34,678	3,807	9.87%
APRIL	5,080	53,173		53,173	114	39,173	13,886	26.11%
MAY	5,096	66,165		66,165	201	52,525	13,439	20.31%
JUNE	5,116	69,350		69,350	267	60,451	8,632	12.45%
JULY	5,146	76,056		76,056	218	71,287	4,551	5.98%
AUGUST	5,166	82,455		82,455	270	71,390	10,795	13.09%
SEPTEMBER	5,192	59,020		59,020	236	75,908	(17,124)	-29.01%
OCTOBER	5,105	52,684		52,684	365	56,502	(4,184)	-7.94%
NOVEMBER	5,212	48,951		48,951	368	70,587	(22,004)	-44.95%
DECEMBER	5,235	35,214		35,214	244	58,892	(23,922)	-67.93%
	TOTALS ->	658,942	0	658,942	2,541	665,530	(9,129)	-1.39%

What is the level of arsenic for each well on your system. _____ mg/l
 (If more than one well, please list each separately) - **See attached**

If system has fire hydrants, what is the fire flow requirement? _____ GPM for _____ hrs

If system has chlorination treatment, does this treatment system chlorinate continuously?
 Yes No

Is the Water Utility located in an ADWR Active Management Area (AMA)?
 Yes No

Does the Company have an ADWR Gallons Per Capita Per Day (GPCPD) requirement?
 Yes No

If yes, provide the GPCPD amount: _____ 204*

*Estimate

EPCOR Water
Central Division - Northeast Agua Fria (07-531)
Unaccounted For Water - 2020

Description	Quantity of Water (Kgal)												
	JAN	FEB	MAR	APR	MAY	JUN	JUL	AUG	SEP	OCT	NOV	DEC	TOTAL
A Gallons Pumped													
Water Treatment Wells	39,633	37,652	38,588	53,173	66,165	69,350	76,056	82,455	59,020	52,684	48,951	35,214	658,942
B Gallons Purchased													
C Total Production	39,633	37,652	38,588	53,173	66,165	69,350	76,056	82,455	59,020	52,684	48,951	35,214	658,942

Authorized Unbilled/Consumption													
In-Plant Usage													
Mixing Chemicals - Field													
Well Pumped Waste	59	51	81	92	179	245	196	242	167	321	346	222	2,201
Flushing Mains													
Identified Fire Usage													
Vandalism													
Street Cleaning													
Draining Storage Tanks													
Online Analyzers & Chlorinators	22	22	22	22	22	22	22	22	22	22	22	22	264
Field Meter Testing													
Fire Hydrant Maintenance								6	43	14			64
Flushing Sewer Mains								4	8				12
D Total Authorized Unbilled/Consumption	81	73	103	114	201	267	218	270	236	365	368	244	2,541

E Gallons Sold													
Residential	35,307	35,355	32,628	36,850	49,419	56,995	66,507	65,766	70,190	52,187	64,871	55,424	621,499
Commercial	1,487	1,857	1,908	2,249	2,888	3,194	4,410	5,280	5,387	4,058	5,452	3,339	41,509
Industrial													
Fire Service													
OPA													
Resale													
Miscellaneous	67	64	142	74	218	262	370	344	331	257	264	129	2,522
Total Sales	36,861	37,276	34,678	39,173	52,525	60,451	71,287	71,390	75,908	56,502	70,587	58,892	665,530

F Non-Account Water														
Gallons	=C-D-E	2,691	303	3,807	13,886	13,439	8,632	4,551	10,795	(17,124)	(4,184)	(22,004)	(23,922)	(9,129)
Percentage	=(C-D-E)/C	6.79%	0.81%	9.87%	26.11%	20.31%	12.45%	5.98%	13.09%	-29.01%	-7.94%	-44.95%	-67.93%	-1.39%

Negative numbers indicate quantity or percentage above production or 100%

COMPANY NAME	EPCOR WATER	
Name of System: Sun City	ADEQ Public Water System Number:	04-07-099

WATER USE DATA SHEET BY MONTH FOR CALENDAR YEAR 2020

MONTH	NUMBER OF CUSTOMERS	A	B	C	D	E	F	G
		GALLONS PUMPED (Thousands)	GALLONS PURCHASED (Thousands)	TOTAL PRODUCTION (Thousands)	GALLONS AUTHORIZED UNBILLED (Thousands)	GALLONS SOLD (Thousands)	TOTAL NRW (Thousands)	% NON-ACCOUNT WATER (Thousands)
							=(C-D-E)/C	
JANUARY	23,266	245,258		245,258	854	206,358	38,045	15.51%
FEBRUARY	23,258	230,394		230,394	1,013	221,796	7,585	3.29%
MARCH	23,254	232,770		232,770	712	197,396	34,662	14.89%
APRIL	23,232	272,008		272,008	704	205,712	65,593	24.11%
MAY	23,216	355,603		355,603	1,622	261,637	92,344	25.97%
JUNE	23,210	401,532		401,532	926	320,456	80,150	19.96%
JULY	23,208	436,756		436,756	862	391,795	44,099	10.10%
AUGUST	23,204	448,069		448,069	718	416,010	31,342	6.99%
SEPTEMBER	23,210	373,661		373,661	1,001	381,821	(9,161)	-2.45%
OCTOBER	23,253	384,574		384,574	756	343,244	40,574	10.55%
NOVEMBER	23,252	333,555		333,555	1,108	359,063	(26,616)	-7.98%
DECEMBER	23,243	258,515		258,515	674	291,625	(33,784)	-13.07%
TOTALS ->				3,972,695	10,950	3,596,913	364,832	9.18%

What is the level of arsenic for each well on your system. _____mg/l
 (If more than one well, please list each separately) - **See attached**

If system has fire hydrants, what is the fire flow requirement? _____GPM for _____ hrs

If system has chlorination treatment, does this treatment system chlorinate continuously?
 Yes No

Is the Water Utility located in an ADWR Active Management Area (AMA)?
 Yes No

Does the Company have an ADWR Gallons Per Capita Per Day (GPCPD) requirement?
 Yes No

If yes, provide the GPCPD amount: 255*

*Estimate

EPCOR Water
Central Division - Sun City (07-099)
Non-Revenue Water - 2020

Description	Quantity of Water (Kgal)												
	JAN	FEB	MAR	APR	MAY	JUN	JUL	AUG	SEP	OCT	NOV	DEC	TOTAL
A Gallons Pumped													
Water Treatment													
Wells	245,258	230,394	232,770	272,008	355,603	401,532	436,756	448,069	373,661	384,574	333,555	258,515	3,972,695
B Gallons Purchased													
C Total Production	245,258	230,394	232,770	272,008	355,603	401,532	436,756	448,069	373,661	384,574	333,555	258,515	3,972,695

Authorized Unbilled/Consumption													
In-Plant Usage													
Mixing Chemicals - Field													
Well Pumped Waste	626	545	436	422	708	592	416	457	393	440	618	487	6,140
Flushing Mains	47	42	7	3	382	115	309	114	468	101	303	57	1,948
Identified Fire Usage													
Vandalism													
Street Cleaning													
Draining Storage Tanks		200			300								500
Online Analyzers & Chlorinators	130	130	130	130	130	130	130	130	130	130	130	130	1,560
Field Meter Testing													
Fire Hydrant Maintenance	23	12	43	37	62	86	7	13	10	83	52	0	429
Flushing Sewer Mains	28	84	96	112	40	3		4		2	4		373
D Total Water Losses	854	1,013	712	704	1,622	926	862	718	1,001	756	1,108	674	10,950

E Gallons Sold													
Residential	156,654	171,350	152,487	159,416	211,009	264,319	320,026	339,176	308,117	278,189	294,585	238,262	2,893,590
Commercial	48,782	49,534	44,169	45,591	49,841	55,310	70,719	75,394	70,638	63,626	62,259	51,637	687,500
Industrial													
Fire Service													
OPA													
Resale													
Miscellaneous	922	912	740	705	787	827	1,050	1,440	3,066	1,429	2,219	1,726	15,823
Total Sales	206,358	221,796	197,396	205,712	261,637	320,456	391,795	416,010	381,821	343,244	359,063	291,625	3,596,913

F Non-Account Water													
Gallons =C-D-E	38,045	7,585	34,662	65,593	92,344	80,150	44,099	31,342	(9,161)	40,574	(26,616)	(33,784)	364,832
Percentage =(C-D-E)/C	15.51%	3.29%	14.89%	24.11%	25.97%	19.96%	10.10%	6.99%	-2.45%	10.55%	-7.98%	-13.07%	9.18%

Negative numbers indicate quantity or percentage above production or 100%

COMPANY NAME	EPCOR WATER
Name of System: Tierra Del Rio	ADEQ Public Water System Number: 04-07-532

WATER USE DATA SHEET BY MONTH FOR CALENDAR YEAR 2020

MONTH	NUMBER OF CUSTOMERS	A	B	C	D	E	F	G
		GALLONS PUMPED (Thousands)	GALLONS PURCHASED (Thousands)	TOTAL PRODUCTION (Thousands)	GALLONS AUTHORIZED UNBILLED (Thousands)	GALLONS SOLD (Thousands)	TOTAL NRW (Thousands)	% NON-ACCOUNT WATER (Thousands)
							=(C-D-E)/C	
JANUARY	1,765	18,099		18,099	289	16,330	1,480	8.18%
FEBRUARY	1,765	16,844		16,844	269	16,468	107	0.63%
MARCH	1,765	17,596		17,596	458	15,137	2,001	11.37%
APRIL	1,765	22,482		22,482	583	16,804	5,095	22.66%
MAY	1,764	25,935		25,935	693	20,979	4,263	16.44%
JUNE	1,766	26,090		26,090	197	22,168	3,725	14.28%
JULY	1,765	29,539		29,539	239	27,484	1,816	6.15%
AUGUST	1,766	30,186		30,186	248	26,763	3,175	10.52%
SEPTEMBER	1,767	27,566		27,566	216	29,424	(2,074)	-7.52%
OCTOBER	1,743	27,671		27,671	205	24,512	2,954	10.68%
NOVEMBER	1,766	21,877		21,877	196	25,325	(3,644)	-16.66%
DECEMBER	1,766	19,301		19,301	166	21,054	(1,919)	-9.94%
TOTALS ->				283,185	3,759	262,448	16,978	6.00%

What is the level of arsenic for each well on your system. _____ mg/l
 (If more than one well, please list each separately) - **See attached**

If system has fire hydrants, what is the fire flow requirement? _____ GPM for _____ hrs

If system has chlorination treatment, does this treatment system chlorinate continuously?
 Yes No

Is the Water Utility located in an ADWR Active Management Area (AMA)?
 Yes No

Does the Company have an ADWR Gallons Per Capita Per Day (GPCPD) requirement?
 Yes No

If yes, provide the GPCPD amount: _____

EPCOR Water
Central Division - Tierra Del Rio (07-532)
Non-Revenue Water - 2020

Description	Quantity of Water (Kgal)												
	JAN	FEB	MAR	APR	MAY	JUN	JUL	AUG	SEP	OCT	NOV	DEC	TOTAL
A Gallons Pumped													
Water Treatment													
Wells	18099	16844	17596	22482	25935	26090	29539	30186	27566	27671	21877	19301	283185
B Gallons Purchased													
C Total Production													
	18,099	16,844	17,596	22,482	25,935	26,090	29,539	30,186	27,566	27,671	21,877	19,301	283,185

Authorized Unbilled/Consumption													
In-Plant Usage													
Mixing Chemicals - Field													
Well Pumped Waste	267	247	436	561	671	175	210	226	194	183	174	144	3488
Flushing Mains													
Identified Fire Usage													
Vandalism													
Street Cleaning													
Draining Storage Tanks													
Online Analyzers & Chlorinators	22	22	22	22	22	22	22	22	22	22	22	22	264
Field Meter Testing													
Fire Hydrant Maintenance							7		0				7
Flushing Sewer Mains													
D Total Authorized Unbilled/Consumption													
	289	269	458	583	693	197	239	248	216	205	196	166	3,759

E Gallons Sold													
Residential	14016	13155	12302	14193	16748	17911	22080	21371	23100	19306	19031	16980	210193
Commercial	2310	3310	2832	2608	4227	4252	5399	5386	6319	5202	6289	4071	52205
Industrial													
Fire Service													
OPA													
Resale													
Miscellaneous	4	3	3	3	4	5	5	6	5	4	5	3	50
Total Sales													
	16,330	16,468	15,137	16,804	20,979	22,168	27,484	26,763	29,424	24,512	25,325	21,054	262,448

F Unaccounted For Water														
Gallons	=C-D-E	1480	107	2001	5095	4263	3725	1816	3175	-2074	2954	-3644	-1919	16978
Percentage	=(C-D-E)/C	8.18%	0.63%	11.37%	22.66%	16.44%	14.28%	6.15%	10.52%	-7.52%	10.68%	-16.66%	-9.94%	6.00%

Negative numbers indicate quantity or percentage above production or 100%

COMPANY NAME	EPCOR WATER
Name of System: Sun City West	ADEQ Public Water System Number: 04-07-150

WATER USE DATA SHEET BY MONTH FOR CALENDAR YEAR 2020

MONTH	NUMBER OF CUSTOMERS	A	B	C	D	E	F	G
		GALLONS PUMPED (Thousands)	GALLONS PURCHASED (Thousands)	TOTAL PRODUCTION (Thousands)	GALLONS AUTHORIZED UNBILLED (Thousands)	GALLONS SOLD (Thousands)	TOTAL NRW (Thousands)	% NON-ACCOUNT WATER (Thousands)
							=(C-D-E)/C	
JANUARY	15,399	120,734		120,734	1,506	109,340	9,888	8.19%
FEBRUARY	15,401	114,414		114,414	623	117,509	(3,718)	-3.25%
MARCH	15,372	112,199		112,199	601	102,250	9,349	8.33%
APRIL	15,352	128,152		128,152	873	102,060	25,219	19.68%
MAY	15,310	155,689		155,689	651	130,409	24,629	15.82%
JUNE	15,298	160,255		160,255	1,186	146,164	12,905	8.05%
JULY	15,299	176,482		176,482	795	162,342	13,345	7.56%
AUGUST	15,301	187,510		187,510	1,236	175,395	10,878	5.80%
SEPTEMBER	15,298	165,531		165,531	1,631	169,962	(6,062)	-3.66%
OCTOBER	15,345	173,375		173,375	1,334	147,772	24,270	14.00%
NOVEMBER	15,365	153,671		153,671	724	171,015	(18,067)	-11.76%
DECEMBER	15,368	134,631		134,631	555	131,160	2,916	2.17%
TOTALS ->			0	1,782,644	11,714	1,665,378	105,552	5.92%

What is the level of arsenic for each well on your system. _____ mg/l
 (If more than one well, please list each separately) - **See attached**

If system has fire hydrants, what is the fire flow requirement? _____ GPM for _____ hrs

If system has chlorination treatment, does this treatment system chlorinate continuously?
 Yes No

Is the Water Utility located in an ADWR Active Management Area (AMA)?
 Yes No

Does the Company have an ADWR Gallons Per Capita Per Day (GPCPD) requirement?
 Yes No

If yes, provide the GPCPD amount: _____ 202*

*Estimate

EPCOR WATER
Central Division - Sun City West 0407150
Unaccounted For Water - 2020

Description	Quantity of Water (Kgal)												
	JAN	FEB	MAR	APR	MAY	JUN	JUL	AUG	SEP	OCT	NOV	DEC	TOTAL
A Gallons Pumped													
Water Treatment													
Wells	120,734	114,414	112,199	128,152	155,689	160,255	176,482	187,510	165,531	173,375	153,671	134,631	1,782,644
B Gallons Purchased													
C Total Production	120,734	114,414	112,199	128,152	155,689	160,255	176,482	187,510	165,531	173,375	153,671	134,631	1,782,644
Authorized Unbilled/Consumption													
In-Plant Usage	377	42	434	361	458	364	385	437	345	431	347	362	4,343
Mixing Chemicals - Field													
Well Pumped Waste	1,004	455	40	383	38	588	104	63	280	35	20	68	3,078
Flushing Mains		1	1	4	30	1	71	483	119	740	197	0	1,646
Identified Fire Usage													
Vandalism													
Street Cleaning													
Draining Storage Tanks													
Online Analyzers & Chlorinators	125	125	125	125	125	125	125	125	125	125	125	125	1,500
Field Meter Testing													
Fire Hydrant Maintenance	0					36	40	39	758	3	35		910
Flushing Sewer Mains			1			72	70	90	4				237
D Total Authorized Unbilled/Consumption	1,506	623	601	873	651	1,186	795	1,236	1,631	1,334	724	555	11,714
E Gallons Sold													
Residential	91,142	99,916	86,554	87,176	110,380	124,181	133,438	145,602	139,577	121,308	144,738	109,282	1,393,294
Commercial	18,143	17,536	15,673	14,871	20,015	21,972	28,863	29,739	30,327	26,405	26,204	21,812	271,560
Industrial													
Fire Service													
OPA													
Resale													
Miscellaneous	55	57	23	13	14	11	41	54	58	59	73	66	524
Total Sales	109,340	117,509	102,250	102,060	130,409	146,164	162,342	175,395	169,962	147,772	171,015	131,160	1,665,378
F Unaccounted For Water													
Gallons =C-D-E	9,888	(3,718)	9,349	25,219	24,629	12,905	13,345	10,878	(6,062)	24,270	(18,067)	2,916	105,552
Percentage =(C-D-E)/C	8.19%	-3.25%	8.33%	19.68%	15.82%	8.05%	7.56%	5.80%	-3.66%	14.00%	-11.76%	2.17%	5.92%

Negative numbers indicate quantity or percentage above production or 100%

COMPANY NAME

EPCOR Water (Agua Fria, Sun City and Sun City West)

Arsenic Data by Well

PWS_NO	Well #	Old Name	Date	<>	Result	Unit	Comments
04-07-531	Northeast Agua Fria 100.1	55-595221	10/31/19		5.9	ppb	
04-07-531	Northeast Agua Fria 100.2	55-595224	10/31/19		3.3	ppb	
04-07-531	Northeast Agua Fria 100.3	55-221701	11/11/19		13	ppb	
04-07-695	Agua Fria Well 1.1	55-623682	1/16/2020		16	ppb	treated w/GIM at POE site
04-07-695	Agua Fria Well 1.2	55-575445	1/16/2020		26	ppb	treated w/GIM at POE site
04-07-695	Agua Fria Well 1.4	55-605761	1/16/2020		15	ppb	treated w/GIM at POE site
04-07-695	Agua Fria Well 1.5	55-587293	1/16/2020		12	ppb	treated w/GIM at POE site
04-07-695	Agua Fria Well 2.1	55-553671	1/15/2020		9.5	ppb	treated w/GIM at POE site
04-07-695	Agua Fria Well 2.2	55-554002					Out of Service
04-07-695	Agua Fria Well 2.3	55-573654	1/15/2020		6.9	ppb	treated w/GIM at POE site
04-07-695	Agua Fria Well 2.4	55-200558	1/15/2020		10	ppb	treated w/GIM at POE site
04-07-695	Agua Fria Well 3.1	55-565447	05/31/11		6	ppb	
04-07-695	Agua Fria Well 3.2	55-565446	05/31/11		6	ppb	
04-07-695	Agua Fria Well 3.3	55-591439	05/31/11		6	ppb	
04-07-695	Agua Fria Well 3.4	55-202096	05/31/11		7	ppb	
04-07-695	Agua Fria Well 4.1	55-604498	04/08/08		4	ppb	
04-07-695	Agua Fria Well 4.2	55-555779	02/12/14		5.7	ppb	
04-07-695	Agua Fria Well 4.3	55-590166	02/12/14		5.5	ppb	
04-07-695	Agua Fria Well 4.4	55-576971	01/05/16		2.1	ppb	
04-07-695	Agua Fria Well 4.5	55-593407	01/05/16		2.7	ppb	
04-07-695	Agua Fria Well 4.6	55-202092	01/06/16		7.7	ppb	
04-07-695	Agua Fria Well 4.7	55-204414	01/05/16		6.8	ppb	
04-07-695	Agua Fria Well 4.8	55-216258					Out of Service
04-07-695	Agua Fria Well 5.1	55-514145	10/23/2019		6.7	ppb	treated w/GIM at POE site
04-07-695	Agua Fria Well 5.2	55-624692	10/23/2019		8	ppb	treated w/GIM at POE site
04-07-695	Agua Fria Well 5.3	55-604500	10/24/2019		5	ppb	treated w/GIM at POE site
04-07-695	Agua Fria Well 8.1	55-592749	02/13/14		4	ppb	
04-07-695	Agua Fria Well 8.2	55-595241	02/13/14		6.6	ppb	
04-07-695	Agua Fria Well 8.3	55-598979	02/12/14		7.8	ppb	
04-07-695	Agua Fria Well 8.4						Out of Service
04-07-695	Agua Fria Well 9.1	55-585407	5/4/2017		16	ppb	treated with IX at POE site
04-07-695	Agua Fria Well 9.2	55-595267	5/4/2017		44	ppb	treated with IX at POE site
04-07-695	Agua Fria Well 9.3	55-592226	4/16/2019		10	ppb	treated with IX at POE site
04-07-695	Agua Fria Well 9.4	55-591437	4/16/2019		9	ppb	treated with IX at POE site
04-07-695	Agua Fria AFTL1	55-205432	07/25/19		44	ppb	treated w/GIM at POE site
04-07-695	Agua Fria AFTL3	55-213859	12/20/18		8.4	ppb	treated w/GIM at POE site
04-07-695	Agua Fria AFTL4	55-212434	07/25/19		11	ppb	treated w/GIM at POE site
04-07-695	Agua Fria Well 11.2	55-212491	01/23/20		6.6	ppb	
04-07-695	Agua Fria Well 14.3	55-215441	01/23/20		2.3	ppb	
04-07-099	Sun City 1.1	Well 18B (55-606529)	5/8/2009		6	ppb	
04-07-099	Sun City 1.1B	55-222830	6/19/2014		7.7	ppb	
04-07-099	Sun City 1.2	Well 18C2 (55-608176)	5/8/2009		8	ppb	
04-07-099	Sun City 2.1	Well 30A (55-606532)	5/8/2009		6	ppb	
04-07-099	Sun City 2.2	Well 19B (55-606530)	5/8/2009		6	ppb	
04-07-099	Sun City 2.3	Well 29A (55-606531)	5/12/2009		5	ppb	
04-07-099	Su City 2.4	Well 19C (55-207783)	5/8/2009		7	ppb	
04-07-099	Sun City 3.1	Well 17E (55-606527)	1/29/2009		4	ppb	
04-07-099	Sun City 4.1	Well 7C (55-606524)	1/29/2009		6	ppb	
04-07-099	Sun City 5.1	Well 8B (55-217004)	3/27/2014		6	ppb	
04-07-099	Sun City 5.2	Well 7B (55-606523)	9/2/2009		5	ppb	
04-07-099	sun City 5.3	Well 5D (55-606522)	9/2/2009		4	ppb	
04-07-099	Sun City 5.4	Well 5A (55-606521)	9/2/2009		6	ppb	
04-07-099	Sun City 5.5	Well 32C (55-606534)	9/2/2009		4	ppb	
04-07-099	Sun City 6.1	Well 4C (55-574914)	12/6/2019		8.4	ppb	Blend Plan for all 4 Wells
04-07-099	Sun City 6.2	Well 4D (55-606520)	12/6/2019		4.8	ppb	
04-07-099	Sun City 6.3	Well 9A (55-606526)					Out of Service
04-07-099	Sun City 6.3B	55-222834	12/6/2019		5.8	ppb	
04-07-099	Sun City 6.4	Well 4B (55-606518)	12/6/2019		3.2	ppb	
04-07-099	Sun City 8.1	Well 32D (55-536983)	5/8/2009		5	ppb	
04-07-099	Sun City 8.2	Well 32B (55-606535)	5/8/2009		5	ppb	Out of Service
04-07-099	Sun City 8.2B	55-225041	9/14/2016		5	ppb	
04-07-099	Sun City 8.3	Well 31D (55-606536)	1/28/2009		4	ppb	Out of Service
04-07-099	Sun City 8.3B	55-222007	5/21/2014		3	ppb	
04-07-099	Sun City 8.4	Well 33B (55-606533)					proposed well
04-07-150	Sun City West 2.1	Well 23B (55-547408)	11/16/2018		4.6	ppb	treated with coag/fil at POE
04-07-150	Sun City West 2.2	Well 23A (55-610215)	11/16/2018		4.1	ppb	treated with coag/fil at POE
04-07-150	Sun City West 2.3	Well 22A (55-610214)	11/16/2018		6.3	ppb	treated with coag/fil at POE
04-07-150	Sun City West 2.4	Well 21C (55-520840)	11/16/2018		16	ppb	treated with coag/fil at POE
04-07-150	Sun City West 2.5	Well 21B (55-612959)	11/16/2018		13	ppb	treated with coag/fil at POE
04-07-150	Sun City West 1.1	Well 28B (55-547409)	8/27/2019		26	ppb	treated with GIM at POE
04-07-150	Sun City West 1.2	Well 27A (55-610217)	8/27/2019		18	ppb	Out of Service
04-07-150	Sun City West 1.3	Well 28A (55-612963)					Out of Service
04-07-150	Sun City West 1.3B	55-224135	8/27/2019		11	ppb	treated with GIM at POE
04-07-150	Sun City West 1.4	Well 34A (55-205590)	8/16/2018		28	ppb	treated with GIM at POE
04-07-150	Sun City West 1.5	Well 34B (55-610220)	8/16/2018		25	ppb	Out of Service
04-07-150	Sun City West 1.5B	55-229531	8/27/2019		31		Not in Service

COMPANY NAME	EPCOR WATER
Name of System: Anthem	ADEQ Public Water System Number: 04-07-504

WATER USE DATA SHEET BY MONTH FOR CALENDAR YEAR 2020

MONTH	NUMBER OF CUSTOMERS	A	B	C	D	E	F	G
		GALLONS PUMPED (Thousands)	GALLONS PURCHASED (Thousands)	TOTAL PRODUCTION (Thousands)	GALLONS AUTHORIZED UNBILLED (Thousands)	GALLONS SOLD (Thousands)	TOTAL NRW (Thousands)	% NON-ACCOUNT WATER (Thousands)
							=C-D-E	=(C-D-E)/C
JANUARY	9,021	72,239	-	72,239	306	66,874	5,060	7.00%
FEBRUARY	9,021	67,342	-	67,342	662	65,865	815	1.21%
MARCH	9,011	70,177	-	70,177	678	59,035	10,464	14.91%
APRIL	9,017	83,786	-	83,786	2,187	68,148	13,451	16.05%
MAY	9,005	105,929	-	105,929	1,725	89,686	14,518	13.70%
JUNE	9,007	111,515	-	111,515	882	96,124	14,509	13.01%
JULY	9,011	121,404	-	121,404	1,007	113,966	6,431	5.30%
AUGUST	9,014	123,593	-	123,593	1,358	110,988	11,247	9.10%
SEPTEMBER	9,017	109,964	-	109,964	668	107,517	1,779	1.62%
OCTOBER	9,017	115,585	-	115,585	1,566	98,677	15,343	13.27%
NOVEMBER	9,022	95,348	-	95,348	1,489	99,718	(5,859)	-6.14%
DECEMBER	9,021	84,723	-	84,723	1,741	80,837	2,145	2.53%
TOTALS ->			0	1,161,605	14,268	1,057,435	89,902	7.74%

What is the level of arsenic for each well on your system. _____ mg/l
 (If more than one well, please list each separately)

55-577504 0.0156 mg/l
 55-577505 0.0019 mg/l

If system has fire hydrants, what is the fire flow requirement? _____ GPM for _____ hrs

If system has chlorination treatment, does this treatment system chlorinate continuously?
 (X) Yes () No

Is the Water Utility located in an ADWR Active Management Area (AMA)?
 (X) Yes () No

Does the Company have an ADWR Gallons Per Capita Per Day (GPCPD) requirement?
 () Yes (X) No

If yes, provide the GPCPD amount: _____ N/A _____

COMPANY NAME	EPCOR WATER
Name of System: Paradise Valley	ADEQ Public Water System Number: 04-07-056

WATER USE DATA SHEET BY MONTH FOR CALENDAR YEAR 2020

MONTH	NUMBER OF CUSTOMERS	A	B	C	D	E	F	G
		GALLONS PUMPED (Thousands)	GALLONS PURCHASED (Thousands)	TOTAL PRODUCTION (Thousands)	GALLONS AUTHORIZED UNBILLED (Thousands)	GALLONS SOLD (Thousands)	TOTAL NRW (Thousands)	% NON-ACCOUNT WATER (Thousands)
							=C-D-E	=(C-D-E)/C
JANUARY	5,050	188,310	-	188,310	1,026	148,182	39,102	20.76%
FEBRUARY	5,055	178,182	-	178,182	2,050	171,867	4,265	2.39%
MARCH	5,055	179,202	-	179,202	349	150,380	28,473	15.89%
APRIL	5,065	237,713	-	237,713	261	153,191	84,261	35.45%
MAY	5,070	315,246	-	315,246	472	237,044	77,730	24.66%
JUNE	5,073	367,996	-	367,996	521	304,144	63,331	17.21%
JULY	5,081	420,826	-	420,826	720	360,049	60,057	14.27%
AUGUST	5,091	428,854	771	429,625	214	407,848	21,563	5.02%
SEPTEMBER	5,103	368,215	1,008	369,223	69	381,955	(12,801)	-3.47%
OCTOBER	5,110	350,363	21,322	371,685	56	323,665	47,964	12.90%
NOVEMBER	5,118	274,742	11,263	286,005	86	346,918	(60,999)	-21.33%
DECEMBER	5,112	220,650	7,223	227,873	72	240,626	(12,825)	-5.63%
TOTALS ->		3,530,299	41,587	3,571,886	5,895	3,225,869	340,122	9.52%

What is the level of arsenic for each well on your system. _____ mg/l
 (If more than one well, please list each separately)

Well PCX-1	no longer on system
Well 11	0.0110
Well 12	0.0000
Well 12b	0.0100
Well 14	0.0084
Well 15	0.0074
Well 16	0.0150
Well 17	0.0110

If system has fire hydrants, what is the fire flow requirement? 1500 GPM for 1 hr

If system has chlorination treatment, does this treatment system chlorinate continuously?
 (X) Yes () No

Is the Water Utility located in an ADWR Active Management Area (AMA)?
 (X) Yes () No

Does the Company have An ADWR Gallons Per Capita Per Day (GPCPD) requirement?
 (X) Yes () No

If yes, provide the GPCPD amount: 1010*

*Estimate

COMPANY NAME	EPCOR WATER		
Name of System: Tubac	ADEQ Public Water System Number:	04-12-001	

WATER USE DATA SHEET BY MONTH FOR CALENDAR YEAR 2020

MONTH	NUMBER OF CUSTOMERS	A	B	C	D	E	F	G
		GALLONS PUMPED (Thousands)	GALLONS PURCHASED (Thousands)	TOTAL PRODUCTION (Thousands)	GALLONS AUTHORIZED UNBILLED (Thousands)	GALLONS SOLD (Thousands)	TOTAL NRW (Thousands)	% NON-ACCOUNT WATER (Thousands)
							=(C-D-E)/C	
JANUARY	625	5,074	-	5,074	16	4,338.00	720	14.19%
FEBRUARY	627	4,918	-	4,918	15	4,320.00	583	11.85%
MARCH	626	5,162	-	5,162	17	4,173.00	972	18.84%
APRIL	626	5,880	-	5,880	22	4,415.00	1,444	24.55%
MAY	628	7,439	-	7,439	179	5,394.00	1,866	25.08%
JUNE	626	7,730	-	7,730	353	6,293.00	1,084	14.03%
JULY	628	6,793	-	6,793	76	7,350.00	(633)	-9.32%
AUGUST	626	7,153	-	7,153	28	6,048.00	1,077	15.06%
SEPTEMBER	628	6,721	-	6,721	49	6,175.00	497	7.39%
OCTOBER	631	7,879	-	7,879	56	6,213.00	1,610	20.44%
NOVEMBER	634	6,408	-	6,408	26	6,886.00	(505)	-7.87%
DECEMBER	636	5,653	-	5,653	24	5,377.00	253	4.47%
TOTALS ->		76,809	0	76,809	860	66,982	8,968	11.68%

What is the level of arsenic for each well on your system. _____mg/l

(If more than one well, please list each separately)

Well 3	0.017 mg/L	
Well 2	0.020 mg/L	Disconnected from system
Well 4	0.035 mg/l	
Well 5	0.019 mg/l	

If system has fire hydrants, what is the fire flow requirement? 1500 GPM for 1 hr

If system has chlorination treatment, does this treatment system chlorinate continuously?
 (X) Yes () No When wells are running

Is the Water Utility located in an ADWR Active Management Area (AMA)?
 (X) Yes () No

Does the Company have An ADWR Gallons Per Capita Per Day (GPCPD) requirement?
 (X) Yes () No

If yes, provide the GPCPD amount: 246*

*Estimate

EPCOR Water
Eastern Division - Tubac Water District
Unaccounted For Water - 2020

Description	Quantity of Water (Kgal)												
	JAN	FEB	MAR	APR	MAY	JUN	JUL	AUG	SEP	OCT	NOV	DEC	TOTAL
A Gallons Pumped													
Water Treatment Wells	5,074	4,918	5,162	5,880	7,439	7,730	6,793	7,153	6,721	7,879	6,408	5,653	76,809
B Gallons Purchased													
C Total Production	5,074	4,918	5,162	5,880	7,439	7,730	6,793	7,153	6,721	7,879	6,408	5,653	76,809

Authorized Unbilled/Consumption													
In-Plant Usage	10	7	4	10	8	8	14	8	9	10	8	10	106
Mixing Chemicals - Field													
Well Pumped Waste	5	4	4	10	119	48	62	20	40	24	18	10	363
Flushing Mains	1	4	9	2	2	102				22		4	146
Identified Fire Usage													
Vandalism													
Street Cleaning													
Draining Storage Tanks													
Online Analyzers & Chlorinators													
Field Meter Testing													
Fire Hydrant Maintenance					50	195							245
Flushing Sewer Mains													
D Total Authorized Unbilled/Consumption	16	15	17	22	179	353	76	28	49	56	26	24	860

E Gallons Sold													
Residential	2,880	2,918	2,785	3,392	4,473	5,071	5,889	4,704	4,882	4,952	5,348	4,053	51,347
Commercial	1,458	1,402	1,388	1,023	921	1,222	1,461	1,344	1,293	1,261	1,538	1,324	15,635
Industrial													
Fire Service													
OPA													
Resale													
Miscellaneous													
Total Sales	4,338	4,320	4,173	4,415	5,394	6,293	7,350	6,048	6,175	6,213	6,886	5,377	66,982

F Non-Account Water													
Gallons =C-D-E	720	583	972	1,444	1,866	1,084	(633)	1,077	497	1,610	(504)	252	8,968
Percentage =(C-D-E)/D	14.19%	11.85%	18.84%	24.55%	25.08%	14.03%	(9.32%)	15.06%	7.39%	20.44%	(7.87%)	4.47%	11.68%

Negative numbers indicate quantity or percentage above production or 100%

Customers													
Residential	540	541	540	541	542	540	542	540	542	545	549	551	6,513
Commercial	85	86	86	85	86	86	86	86	86	86	85	85	1,028
Industrial													
Fire Service													
OPA													
Resale													
Miscellaneous													
Total Customers	625	627	626	626	628	626	628	626	628	631	634	636	7,541

COMPANY NAME	EPCOR WATER	
Name of System: Havasu	ADEQ Public Water System Number:	04-08-015

WATER USE DATA SHEET BY MONTH FOR CALENDAR YEAR 2020

MONTH	NUMBER OF CUSTOMERS	A	B	C	D	E	F	G
		GALLONS PUMPED (Thousands)	GALLONS PURCHASED (Thousands)	TOTAL PRODUCTION (Thousands)	GALLONS AUTHORIZED UNBILLED (Thousands)	GALLONS SOLD (Thousands)	TOTAL NRW (Thousands)	% NON-ACCOUNT WATER (Thousands)
							=C-D-E	=(C-D-E)/C
JANUARY	1,899	17,617	0	17,617	60	14,070	3,487	19.79%
FEBRUARY	1,910	18,276	0	18,276	60	14,788	3,428	18.76%
MARCH	1,911	17,962	0	17,962	71	13,755	4,136	23.03%
APRIL	1,907	19,225	0	19,225	115	14,083	5,027	26.15%
MAY	1,906	21,613	0	21,613	22	15,646	5,945	27.51%
JUNE	1,906	21,590	0	21,590	112	17,772	3,706	17.17%
JULY	1,909	24,415	0	24,415	514	17,621	6,280	25.72%
AUGUST	1,909	27,724	0	27,724	18	22,302	5,404	19.49%
SEPTEMBER	1,919	26,571	0	26,571	28	21,558	4,985	18.76%
OCTOBER	1,936	25,792	0	25,792	81	21,787	3,924	15.22%
NOVEMBER	1,945	23,060	0	23,060	726	21,664	670	2.91%
DECEMBER	1,958	22,468	0	22,468	128	18,462	3,878	17.26%
TOTALS ->		266,313	0	266,313	1,935	213,508	50,870	19.10%

What is the level of arsenic for each well on your system.
 (If more than one well, please list each separately)
 Well 10 .0016 mg/l Well 9 .0019 mg/l
 If system has fire hydrants, what is the fire flow requirement? 1,000 GPM for 2 hrs

If system has chlorination treatment, does this treatment system chlorinate continuously?
 Yes No

Is the Water Utility located in an ADWR Active Management Area (AMA)?
 Yes No

Does the Company have An ADWR Gallons Per Capita Per Day (GPCPD) requirement?
 Yes No

If yes, provide the GPCPD amount: N/A

COMPANY NAME	EPCOR WATER
Name of System: Mohave	ADEQ Public Water System Number: 04-08-032

WATER USE DATA SHEET BY MONTH FOR CALENDAR YEAR 2020

MONTH	NUMBER OF CUSTOMERS	A	B	C	D	E	F	G
		GALLONS PUMPED (Thousands)	GALLONS PURCHASED (Thousands)	TOTAL PRODUCTION (Thousands)	GALLONS AUTHORIZED UNBILLED (Thousands)	GALLONS SOLD (Thousands)	TOTAL NRW (Thousands)	% NON-ACCOUNT WATER (Thousands)
							=C-D-E	=(C-D-E)/C
JANUARY	14,865	129,149	0	129,149	853	97,781	30,514	23.63%
FEBRUARY	14,880	124,470	0	124,470	1,065	97,837	25,568	20.54%
MARCH	14,910	126,449	0	126,449	1,209	86,581	38,659	30.57%
APRIL	14,910	126,759	0	126,759	984	93,268	32,507	25.64%
MAY	14,940	149,686	0	149,686	687	112,043	36,956	24.69%
JUNE	14,974	151,549	0	151,549	1,054	117,925	32,571	21.49%
JULY	15,024	170,547	0	170,547	1,105	138,441	31,000	18.18%
AUGUST	15,058	175,237	0	175,237	1,095	144,582	29,560	16.87%
SEPTEMBER	15,076	161,921	0	161,921	1,407	141,841	18,672	11.53%
OCTOBER	15,121	152,035	0	152,035	5,296	131,298	15,440	10.16%
NOVEMBER	15,146	137,403	0	137,403	808	121,212	15,382	11.20%
DECEMBER	15,164	133,750	0	133,750	550	104,067	29,133	21.78%
TOTALS ->		1,738,954	0	1,738,954	16,115	1,386,876	335,963	19.32%

What is the level of arsenic for each well on your system. _____ mg/l
 (If more than one well, please list each separately)

If system has fire hydrants, what is the fire flow requirement? 1,000 GPM for 2.0 hrs

If system has chlorination treatment, does this treatment system chlorinate continuously?
 Yes No

Is the Water Utility located in an ADWR Active Management Area (AMA)?
 Yes No

Does the Company have An ADWR Gallons Per Capita Per Day (GPCPD) requirement?
 Yes No

If yes, provide the GPCPD amount: N/A

COMPANY NAME	EPCOR WATER
Name of System: Camp Mohave	ADEQ Public Water System Number: 04-08-037

WATER USE DATA SHEET BY MONTH FOR CALENDAR YEAR 2020

MONTH	NUMBER OF CUSTOMERS	A	B	C	D	E	F	G
		GALLONS PUMPED (Thousands)	GALLONS PURCHASED (Thousands)	TOTAL PRODUCTION (Thousands)	GALLONS AUTHORIZED UNBILLED (Thousands)	GALLONS SOLD (Thousands)	TOTAL NRW (Thousands)	% NON-ACCOUNT WATER (Thousands)
							=C-D-E	=(C-D-E)/C
JANUARY	74	1,245	0	1,245	31	1,201	13	1.08%
FEBRUARY	73	1,245	0	1,245	8	1,120	117	9.40%
MARCH	73	1,291	0	1,291	4	1,070	217	16.81%
APRIL	72	1,412	0	1,412	6	1,080	326	23.09%
MAY	72	1,645	0	1,645	5	1,580	60	3.64%
JUNE	75	1,767	0	1,767	5	1,438	324	18.34%
JULY	77	1,963	0	1,963	5	1,901	57	2.92%
AUGUST	78	1,703	0	1,703	0	1,620	83	4.87%
SEPTEMBER	78	1,644	0	1,644	5	1,502	137	8.33%
OCTOBER	77	1,657	0	1,657	5	1,600	52	3.14%
NOVEMBER	77	1,372	0	1,372	87	1,309	(24)	-1.75%
DECEMBER	77	1,251	0	1,251	5	1,204	42	3.36%
TOTALS ->		18,195	0	18,195	165	16,625	1,405	7.72%

What is the level of arsenic for each well on your system. _____ mg/l
 (If more than one well, please list each separately)

If system has fire hydrants, what is the fire flow requirement? 1,000 GPM for 2.0 hrs

If system has chlorination treatment, does this treatment system chlorinate continuously?
 Yes No

Is the Water Utility located in an ADWR Active Management Area (AMA)?
 Yes No

Does the Company have An ADWR Gallons Per Capita Per Day (GPCPD) requirement?
 Yes No

If yes, provide the GPCPD amount: N/A

COMPANY NAME	EPCOR WATER	
Name of System: Lake Mohave	ADEQ Public Water System Number:	04-08-062

WATER USE DATA SHEET BY MONTH FOR CALENDAR YEAR 2020

MONTH	NUMBER OF CUSTOMERS	A	B	C	D	E	F	G
		GALLONS PUMPED (Thousands)	GALLONS PURCHASED (Thousands)	TOTAL PRODUCTION (Thousands)	GALLONS AUTHORIZED UNBILLED (Thousands)	GALLONS SOLD (Thousands)	TOTAL NRW (Thousands) =C-D-E	NON-ACCOUNT WATER (Thousands) =(C-D-E)/C
JANUARY	289	1,073	694	1,767	93	1,247	427	24.16%
FEBRUARY	288	932	817	1,749	19	1,722	8	0.43%
MARCH	289	897	690	1,587	0	1,291	296	18.63%
APRIL	289	892	730	1,622	4	1,388	230	14.16%
MAY	289	1,082	799	1,881	0	1,468	413	21.96%
JUNE	290	1,098	1,093	2,191	0	1,932	259	11.82%
JULY	291	1,334	1,070	2,404	6	1,942	456	18.95%
AUGUST	291	1,301	1,289	2,590	0	2,465	125	4.83%
SEPTEMBER	292	1,252	1,181	2,433	0	2,126	307	12.62%
OCTOBER	292	1,213	1,279	2,492	96	2,241	155	6.21%
NOVEMBER	292	1,099	1,154	2,253	0	2,104	149	6.61%
DECEMBER	293	1,026	979	2,005	0	1,744	261	13.02%
TOTALS ->		13,199	11,775	24,974	220	21,670	3,084	12.35%

What is the level of arsenic for each well on your system. _____ mg/l
(If more than one well, please list each separately)

If system has fire hydrants, what is the fire flow requirement? 1,000 GPM for 2.0 hrs

If system has chlorination treatment, does this treatment system chlorinate continuously?
(X) Yes () No

Is the Water Utility located in an ADWR Active Management Area (AMA)?
() Yes (X) No

Does the Company have An ADWR Gallons Per Capita Per Day (GPCPD) requirement?
() Yes (X) No

If yes, provide the GPCPD amount: N/A

COMPANY NAME	EPCOR WATER	
Name of System: Desert Foothills	ADEQ Public Water System Number:	04-08-137

WATER USE DATA SHEET BY MONTH FOR CALENDAR YEAR 2020

MONTH	NUMBER OF CUSTOMERS	A	B	C	D	E	F	G
		GALLONS PUMPED (Thousands)	GALLONS PURCHASED (Thousands)	TOTAL PRODUCTION (Thousands)	GALLONS AUTHORIZED UNBILLED (Thousands)	GALLONS SOLD (Thousands)	TOTAL NRW (Thousands)	% NON-ACCOUNT WATER (Thousands)
							=C-D-E	=(C-D-E)/C
JANUARY	1,260	17,899	1,045	18,944	647	15,208	3,089	16.31%
FEBRUARY	1,263	18,417	4	18,421	856	14,924	2,641	14.33%
MARCH	1,266	17,706	0	17,706	29	12,791	4,886	27.60%
APRIL	1,270	20,049	0	20,049	32	16,098	3,919	19.55%
MAY	1,270	25,912	0	25,912	181	19,183	6,548	25.27%
JUNE	1,272	26,856	0	26,856	147	20,669	6,040	22.49%
JULY	1,279	29,654	180	29,834	22	25,052	4,760	15.95%
AUGUST	1,282	31,949	0	31,949	11	23,692	8,246	25.81%
SEPTEMBER	1,278	28,964	0	28,964	192	26,666	2,106	7.27%
OCTOBER	1,284	25,779	0	25,779	826	21,737	3,216	12.48%
NOVEMBER	1,284	21,408	0	21,408	6	19,858	1,544	7.21%
DECEMBER	1,301	19,560	0	19,560	44	17,168	2,348	12.00%
TOTALS ->		284,153	1,229	285,382	2,995	233,046	49,341	17.29%

What is the level of arsenic for each well on your system. _____ mg/l
(If more than one well, please list each separately)

If system has fire hydrants, what is the fire flow requirement? 1,000 GPM for 2.0 hrs

If system has chlorination treatment, does this treatment system chlorinate continuously?
(X) Yes () No

Is the Water Utility located in an ADWR Active Management Area (AMA)?
() Yes (X) No

Does the Company have An ADWR Gallons Per Capita Per Day (GPCPD) requirement?
() Yes (X) No

If yes, provide the GPCPD amount: N/A

COMPANY NAME	EPCOR WATER
Name of System: Arizona Gateway	ADEQ Public Water System Number: 04-08-163

WATER USE DATA SHEET BY MONTH FOR CALENDAR YEAR 2020

MONTH	NUMBER OF CUSTOMERS	A	B	C	D	E	F	G
		GALLONS PUMPED (Thousands)	GALLONS PURCHASED (Thousands)	TOTAL PRODUCTION (Thousands)	GALLONS AUTHORIZED UNBILLED (Thousands)	GALLONS SOLD (Thousands)	TOTAL NRW (Thousands)	% NON-ACCOUNT WATER (Thousands)
							=C-D-E	=(C-D-E)/C
JANUARY	12	1,606	0	1,606	0	1,439	167	10.43%
FEBRUARY	12	1,331	0	1,331	2	1,508	(178)	-13.38%
MARCH	12	1,741	0	1,741	0	1,180	561	32.22%
APRIL	12	1,711	0	1,711	0	1,452	259	15.13%
MAY	12	1,582	0	1,582	0	1,581	1	0.05%
JUNE	12	1,830	0	1,830	0	1,403	427	23.33%
JULY	12	2,155	0	2,155	0	1,664	491	22.79%
AUGUST	12	2,710	0	2,710	0	2,007	703	25.94%
SEPTEMBER	12	2,010	0	2,010	24	2,303	(317)	-15.75%
OCTOBER	13	2,733	0	2,733	0	1,880	853	31.22%
NOVEMBER	13	2,029	0	2,029	0	2,603	(574)	-28.27%
DECEMBER	13	1,658	0	1,658	81	1,803	(226)	-13.61%
TOTALS ->		23,097	0	23,097	106	20,823	2,169	9.39%

What is the level of arsenic for each well on your system. _____ mg/l
(If more than one well, please list each separately)

If system has fire hydrants, what is the fire flow requirement? 1,000 GPM for 2.0 hrs

If system has chlorination treatment, does this treatment system chlorinate continuously?
(X) Yes () No

Is the Water Utility located in an ADWR Active Management Area (AMA)?
() Yes (X) No

Does the Company have An ADWR Gallons Per Capita Per Day (GPCPD) requirement?
() Yes (X) No

If yes, provide the GPCPD amount: N/A

COMPANY NAME	EPCOR WATER
Name of System: Rio Vista	ADEQ Public Water System Number: 04-08-333

WATER USE DATA SHEET BY MONTH FOR CALENDAR YEAR 2020

MONTH	NUMBER OF CUSTOMERS	A	B	C	D	E	F	G
		GALLONS PUMPED (Thousands)	GALLONS PURCHASED (Thousands)	TOTAL PRODUCTION (Thousands)	GALLONS AUTHORIZED UNBILLED (Thousands)	GALLONS SOLD (Thousands)	TOTAL NRW (Thousands)	% NON-ACCOUNT WATER (Thousands)
							=C-D-E	=(C-D-E)/C
JANUARY	132	0	899	899	0	899	0	0.00%
FEBRUARY	132	0	836	836	0	836	0	0.00%
MARCH	133	0	730	730	0	730	0	0.00%
APRIL	134	0	921	921	0	921	0	0.00%
MAY	134	0	1,440	1,440	0	1,440	0	0.00%
JUNE	134	0	1,156	1,156	0	1,156	0	0.00%
JULY	135	0	1,515	1,515	0	1,515	0	0.00%
AUGUST	136	0	1,430	1,430	0	1,430	0	0.00%
SEPTEMBER	137	0	1,393	1,393	0	1,393	0	0.00%
OCTOBER	137	0	1,351	1,351	0	1,351	0	0.00%
NOVEMBER	138	0	1,216	1,216	0	1,216	0	0.00%
DECEMBER	138	0	1,027	1,027	0	1,027	0	0.00%
TOTALS ->		0	13,914	13,914	0	13,914	0	0.00%

What is the level of arsenic for each well on your system. _____mg/l
 (If more than one well, please list each separately)

If system has fire hydrants, what is the fire flow requirement?
 One and two-family dwellings<= 3,600 sq. ft.: 1,500 gpm for 2 hours
 One and two-family dwellings> 3,600 sq. ft.: In accordance with the 1997 UFC
 All other development: 3,000 gpm for 3 hours (minimum)

If system has chlorination treatment, does this treatment system chlorinate continuously?
 Yes No

Is the Water Utility located in an ADWR Active Management Area (AMA)?
 Yes No

Does the Company have An ADWR Gallons Per Capita Per Day (GPCPD) requirement?
 Yes No

If yes, provide the GPCPD amount: _____ N/A _____

COMPANY NAME	EPCOR WATER
Name of System: North Mohave	ADEQ Public Water System Number: 04-08-068

WATER USE DATA SHEET BY MONTH FOR CALENDAR YEAR 2020

MONTH	NUMBER OF CUSTOMERS	A	B	C	D	E	F	G
		GALLONS PUMPED (Thousands)	GALLONS PURCHASED (Thousands)	TOTAL PRODUCTION (Thousands)	GALLONS AUTHORIZED UNBILLED (Thousands)	GALLONS SOLD (Thousands)	TOTAL NRW (Thousands)	% NON-ACCOUNT WATER (Thousands)
							= (C-D-E)/C	
JANUARY	2,126	24,784	-	24,784	721	20,695	3,368	13.59%
FEBRUARY	2,129	24,007	133	24,140	19	20,751	3,370	13.96%
MARCH	2,140	25,500	-	25,500	158	19,151	6,191	24.28%
APRIL	2,136	26,380	-	26,380	333	20,358	5,689	21.56%
MAY	2,140	32,843	-	32,843	48	22,303	10,492	31.95%
JUNE	2,143	32,373	-	32,373	104	28,807	3,462	10.69%
JULY	2,146	35,321	-	35,321	273	28,616	6,432	18.21%
AUGUST	2,148	37,338	-	37,338	110	33,521	3,707	9.93%
SEPTEMBER	2,155	35,548	-	35,548	327	31,612	3,609	10.15%
OCTOBER	2,162	35,295	-	35,295	1,393	31,588	2,314	6.56%
NOVEMBER	2,169	30,725	-	30,725	86	32,018	(1,379)	-4.49%
DECEMBER	2,172	29,813	-	29,813	224	24,587	5,002	16.78%
TOTALS ->		369,927	133	370,060	3,796	314,007	52,257	14.12%

What is the level of arsenic for each well on your system. _____ mg/l
(If more than one well, please list each separately)

If system has fire hydrants, what is the fire flow requirement?
1,000 GPM

If system has chlorination treatment, does this treatment system chlorinate continuously?
 Yes No

Is the Water Utility located in an ADWR Active Management Area (AMA)?
 Yes No

Does the Company have an ADWR Gallons Per Capita Per Day (GPCPD) requirement?
 Yes No

If yes, provide the GPCPD amount: _____

COMPANY NAME	EPCOR WATER
Name of System: King Street	ADEQ Public Water System Number: 04-08-040

WATER USE DATA SHEET BY MONTH FOR CALENDAR YEAR 2020

MONTH	NUMBER OF CUSTOMERS	A	B	C	D	E	F	G
		GALLONS PUMPED (Thousands)	GALLONS PURCHASED (Thousands)	TOTAL PRODUCTION (Thousands)	GALLONS AUTHORIZED UNBILLED (Thousands)	GALLONS SOLD (Thousands)	TOTAL NRW (Thousands)	% NON-ACCOUNT WATER (Thousands)
							= (C-D-E)/C	
JANUARY	1,393	4,999	-	4,999	387	2,852	1,760	35.20%
FEBRUARY	1,392	4,925	-	4,925	513	3,071	1,342	27.25%
MARCH	1,393	4,665	-	4,665	399	2,732	1,534	32.88%
APRIL	1,393	4,983	-	4,983	251	3,101	1,631	32.73%
MAY	1,400	6,648	-	6,648	682	3,723	2,244	33.75%
JUNE	1,403	6,201	-	6,201	291	5,072	837	13.50%
JULY	1,403	6,867	-	6,867	599	4,696	1,572	22.89%
AUGUST	1,405	6,839	-	6,839	290	5,439	1,111	16.24%
SEPTEMBER	1,406	6,480	-	6,480	443	4,653	1,383	21.35%
OCTOBER	1,408	6,263	-	6,263	49	4,412	1,802	28.78%
NOVEMBER	1,407	5,646	-	5,646	326	4,277	1,044	18.49%
DECEMBER	1,408	5,840	-	5,840	1,158	3,514	1,168	20.00%
TOTALS ->			0	70,356	5,387	47,542	17,427	24.77%

What is the level of arsenic for each well on your system. _____/l
(If more than one well, please list each separately)

If system has fire hydrants, what is the fire flow requirement?
1,000 GPM

If system has chlorination treatment, does this treatment system chlorinate continuously?
 Yes No

Is the Water Utility located in an ADWR Active Management Area (AMA)?
 Yes No

Does the Company have an ADWR Gallons Per Capita Per Day (GPCPD) requirement?
 Yes No

If yes, provide the GPCPD amount: _____

COMPANY NAME	EPCOR WATER
Name of System: Lake Cimarron	ADEQ Public Water System Number: 04-08-129

WATER USE DATA SHEET BY MONTH FOR CALENDAR YEAR 2020

MONTH	NUMBER OF CUSTOMERS	A	B	C	D	E	F	G
		GALLONS PUMPED (Thousands)	GALLONS PURCHASED (Thousands)	TOTAL PRODUCTION (Thousands)	GALLONS AUTHORIZED UNBILLED (Thousands)	GALLONS SOLD (Thousands)	TOTAL NRW (Thousands)	% NON-ACCOUNT WATER (Thousands)
							= (C-D-E)/C	
JANUARY	161	1,140	-	1,140	477	520	143	12.55%
FEBRUARY	161	1,108	-	1,108	476	599	33	2.99%
MARCH	161	1,494	-	1,494	425	598	471	31.53%
APRIL	160	1,470	-	1,470	475	923	72	4.91%
MAY	161	1,450	-	1,450	605	925	(80)	-5.54%
JUNE	161	1,364	-	1,364	486	844	34	2.50%
JULY	165	1,554	-	1,554	495	851	208	13.35%
AUGUST	170	1,676	-	1,676	445	1,065	166	9.89%
SEPTEMBER	172	1,547	-	1,547	420	1,091	36	2.33%
OCTOBER	174	1,430	-	1,430	472	890	68	4.76%
NOVEMBER	173	1,319	-	1,319	528	840	(50)	-3.76%
DECEMBER	181	1,365	-	1,365	466	723	176	12.90%
TOTALS ->			0	16,917	5,770	9,870	1,277	7.55%

What is the level of arsenic for each well on your system. _____ mg/l
 (If more than one well, please list each separately)

If system has fire hydrants, what is the fire flow requirement?
 1,000 GPM

If system has chlorination treatment, does this treatment system chlorinate continuously?
 Yes No

Is the Water Utility located in an ADWR Active Management Area (AMA)?
 Yes No

Does the Company have an ADWR Gallons Per Capita Per Day (GPCPD) requirement?
 Yes No

If yes, provide the GPCPD amount: _____

COMPANY NAME	EPCOR WATER		
Name of System: Chaparral	ADEQ Public Water System Number:	04-07-017	

WATER USE DATA SHEET BY MONTH FOR CALENDAR YEAR 2020

MONTH	NUMBER OF CUSTOMERS	A	B	C	D	E	F
		GALLONS PUMPED (Thousands)	GALLONS PURCHASED (Thousands)	TOTAL PRODUCTION	GALLONS AUTHORIZED UNBILLED (Thousands)	GALLONS SOLD (Thousands)	% NON-ACCOUNT WATER (Thousands)
							= (C-D-E)/C
JANUARY	13,970	49,969	69,451	119,420	2,998	111,528	4.10%
FEBRUARY	13,988	53,047	78,546	131,593	1,793	113,555	12.34%
MARCH	13,985	70,106	58,732	128,838	3,318	100,862	19.14%
APRIL	13,993	67,383	73,684	141,067	6,431	109,910	17.53%
MAY	13,993	143,044	32,538	175,582	1,627	141,335	18.58%
JUNE	13,995	128,437	60,693	189,130	1,767	155,197	17.01%
JULY	14,002	112,681	94,897	207,578	1,072	186,878	9.46%
AUGUST	14,006	95,990	127,393	223,383	1,102	193,022	13.10%
SEPTEMBER	14,004	92,865	118,136	211,001	1,561	193,470	7.57%
OCTOBER	14,014	110,350	90,743	201,093	1,477	196,297	1.65%
NOVEMBER	14,015	96,481	77,831	174,312	1,383	178,013	-2.92%
DECEMBER	14,029	11,717	140,683	152,400	394	147,162	3.18%
TOTALS ->		1,032,070	1,023,327	2,055,397	24,923	1,827,229	9.89%

What is the level of arsenic for each well on your system.

(If more than one well, please list each separately)

Well #10 (55-604786) - 0.011 mg/l Well #11 (55-604787) - 0.011 mg/l

If system has fire hydrants, what is the fire flow requirement?

1,500 GPM for 2 hours

If system has chlorination treatment, does this treatment system chlorinate continuously?

Yes No

Is the Water Utility located in an ADWR Active Management Area (AMA)?

Yes No

Does the Company have An ADWR Gallons Per Capita Per Day (GPCPD) requirement?

Yes No

If yes, provide the GPCPD amount: 250

COMPANY NAME: EPCOR Water
Name of System: Agua Fria ADEQ Public Water System Number: 04-07-695

UTILITY SHUTOFFS / DISCONNECTS

MONTH	Termination without Notice R14-2-410.B	Termination with Notice R14-2-410.C	OTHER
JANUARY		189	
FEBRUARY		80	
MARCH		104	
APRIL			
MAY			
JUNE			
JULY			
AUGUST			
SEPTEMBER			
OCTOBER			
NOVEMBER			
DECEMBER			
TOTALS →		373	

OTHER (description):

COMPANY NAME: EPCOR Water	
Name of System: NE Agua Fria	ADEQ Public Water System Number: 04-07-531

UTILITY SHUTOFFS / DISCONNECTS

MONTH		Termination without Notice R14-2-410.B	Termination with Notice R14-2-410.C	OTHER
JANUARY			10	
FEBRUARY			12	
MARCH			3	
APRIL				
MAY				
JUNE				
JULY				
AUGUST				
SEPTEMBER				
OCTOBER				
NOVEMBER				
DECEMBER				
TOTALS →			25	

OTHER (description):

COMPANY NAME: EPCOR Water
Name of System: Sun City Water ADEQ Public Water System Number: 04-07-099

UTILITY SHUTOFFS / DISCONNECTS

MONTH	Termination without Notice R14-2-410.B	Termination with Notice R14-2-410.C	OTHER
JANUARY		47	
FEBRUARY		57	
MARCH		2	
APRIL			
MAY			
JUNE			
JULY			
AUGUST			
SEPTEMBER			
OCTOBER			
NOVEMBER			
DECEMBER			
TOTALS →		106	

OTHER (description):

COMPANY NAME: EPCOR Water	
Name of System: SC Tierra Del Rio	ADEQ Public Water System Number: 04-07-532

UTILITY SHUTOFFS / DISCONNECTS

MONTH		Termination without Notice R14-2-410.B	Termination with Notice R14-2-410.C	OTHER
JANUARY			5	
FEBRUARY				
MARCH				
APRIL				
MAY				
JUNE				
JULY				
AUGUST				
SEPTEMBER				
OCTOBER				
NOVEMBER				
DECEMBER				
TOTALS →			5	

OTHER (description):

COMPANY NAME: EPCOR Water
Name of System: Sun City West ADEQ Public Water System Number: 04-07-150

UTILITY SHUTOFFS / DISCONNECTS

MONTH	Termination without Notice R14-2-410.B	Termination with Notice R14-2-410.C	OTHER
JANUARY		5	
FEBRUARY		17	
MARCH		2	
APRIL			
MAY			
JUNE			
JULY			
AUGUST			
SEPTEMBER			
OCTOBER			
NOVEMBER			
DECEMBER			
TOTALS →		24	

OTHER (description):

COMPANY NAME:	EPCOR Water
Name of System: Anthem	ADEQ Public Water System Number: 04-07-504

UTILITY SHUTOFFS / DISCONNECTS

MONTH	Termination without Notice R14-2-410.B	Termination with Notice R14-2-410.C	OTHER
JANUARY	0	44	
FEBRUARY	0	46	
MARCH	0	33	
APRIL	0	0	
MAY	0	0	
JUNE	0	0	
JULY	0	0	
AUGUST	0	0	
SEPTEMBER	0	0	
OCTOBER	0	0	
NOVEMBER	0	0	
DECEMBER	0	0	
TOTALS →	0	123	

OTHER (description):

COMPANY NAME:	EPCOR Water
Name of System: Paradise Valley	ADEQ Public Water System Number: 04-07-056

UTILITY SHUTOFFS / DISCONNECTS

MONTH	Termination without Notice R14-2-410.B	Termination with Notice R14-2-410.C	OTHER
JANUARY	0	13	
FEBRUARY	0	19	
MARCH	0	0	
APRIL	0	0	
MAY	0	0	
JUNE	0	0	
JULY	0	0	
AUGUST	0	0	
SEPTEMBER	0	0	
OCTOBER	0	0	
NOVEMBER	0	0	
DECEMBER	0	0	
TOTALS →	0	32	

OTHER (description):

COMPANY NAME:	EPCOR Water
Name of System: Tubac	ADEQ Public Water System Number: 04-12-001

UTILITY SHUTOFFS / DISCONNECTS

MONTH	Termination without Notice R14-2-410.B	Termination with Notice R14-2-410.C	OTHER
JANUARY	0	0	
FEBRUARY	0	1	
MARCH	0	0	
APRIL	0	0	
MAY	0	0	
JUNE	0	0	
JULY	0	0	
AUGUST	0	0	
SEPTEMBER	0	0	
OCTOBER	0	0	
NOVEMBER	0	0	
DECEMBER	0	0	
TOTALS →	0	1	

OTHER (description):

COMPANY NAME:	EPCOR Water
Name of System: Havasu	ADEQ Public Water System Number: 04-08-015

UTILITY SHUTOFFS / DISCONNECTS

MONTH	Termination without Notice R14-2-410.B	Termination with Notice R14-2-410.C	OTHER
JANUARY	0	3	
FEBRUARY	0	5	
MARCH	0	0	
APRIL	0	0	
MAY	0	0	
JUNE	0	0	
JULY	0	0	
AUGUST	0	0	
SEPTEMBER	0	0	
OCTOBER	0	0	
NOVEMBER	0	0	
DECEMBER	0	0	
TOTALS →	0	8	

OTHER (description):

COMPANY NAME:	EPCOR Water
Name of System: Mohave	ADEQ Public Water System Number: 04-08-032

UTILITY SHUTOFFS / DISCONNECTS

MONTH	Termination without Notice R14-2-410.B	Termination with Notice R14-2-410.C	OTHER
JANUARY	0	90	
FEBRUARY	0	37	
MARCH	0	15	
APRIL	0	0	
MAY	0	0	
JUNE	0	0	
JULY	0	0	
AUGUST	0	0	
SEPTEMBER	0	0	
OCTOBER	0	0	
NOVEMBER	0	0	
DECEMBER	0	0	
TOTALS →	0	142	

OTHER (description):

COMPANY NAME:	EPCOR Water
Name of System: Camp Mohave	ADEQ Public Water System Number: 04-08-037

UTILITY SHUTOFFS / DISCONNECTS

MONTH	Termination without Notice R14-2-410.B	Termination with Notice	OTHER
JANUARY	0	1	
FEBRUARY	0	0	
MARCH	0	0	
APRIL	0	0	
MAY	0	0	
JUNE	0	0	
JULY	0	0	
AUGUST	0	0	
SEPTEMBER	0	0	
OCTOBER	0	0	
NOVEMBER	0	0	
DECEMBER	0	0	
TOTALS →	0	1	

OTHER (description):

COMPANY NAME:	EPCOR Water	
Name of System:	Lake Mohave	ADEQ Public Water System Number: 04-08-062

UTILITY SHUTOFFS / DISCONNECTS

MONTH	Termination without Notice R14-2-410.B	Termination with Notice R14-2-410.C	OTHER
JANUARY	0	0	
FEBRUARY	0	0	
MARCH	0	0	
APRIL	0	0	
MAY	0	0	
JUNE	0	0	
JULY	0	0	
AUGUST	0	0	
SEPTEMBER	0	0	
OCTOBER	0	0	
NOVEMBER	0	0	
DECEMBER	0	0	
TOTALS →	0	0	

OTHER (description):

COMPANY NAME:	EPCOR Water		
Name of System:	Desert Foothills	ADEQ Public Water System Number:	04-08-137

UTILITY SHUTOFFS / DISCONNECTS

MONTH		Termination without Notice R14-2-410.B	Termination with Notice R14-2-410.C	OTHER
JANUARY		0	7	
FEBRUARY		0	1	
MARCH		0	1	
APRIL		0	0	
MAY		0	0	
JUNE		0	0	
JULY		0	0	
AUGUST		0	0	
SEPTEMBER		0	0	
OCTOBER		0	0	
NOVEMBER		0	0	
DECEMBER		0	0	
TOTALS →		0	9	

OTHER (description):

COMPANY NAME:	EPCOR Water
Name of System: Arizona Gateway	ADEQ Public Water System Number: 04-08-163

UTILITY SHUTOFFS / DISCONNECTS

MONTH	Termination without Notice R14-2-410.B	Termination with Notice R14-2-410.C	OTHER
JANUARY	0	0	
FEBRUARY	0	0	
MARCH	0	0	
APRIL	0	0	
MAY	0	0	
JUNE	0	0	
JULY	0	0	
AUGUST	0	0	
SEPTEMBER	0	0	
OCTOBER	0	0	
NOVEMBER	0	0	
DECEMBER	0	0	
TOTALS →	0	0	

OTHER (description):

COMPANY NAME: EPCOR Water

COMPANY NAME: EPCOR Water

Name of System: Rio Vista **ADEQ Public Water System Number:** 04-08-333

UTILITY SHUTOFFS / DISCONNECTS

MONTH		Termination without Notice	Termination with Notice	OTHER
		R14-2-410.B	R14-2-410.C	
JANUARY		0	0	
FEBRUARY		0	0	
MARCH		0	1	
APRIL		0	0	
MAY		0	0	
JUNE		0	0	
JULY		0	0	
AUGUST		0	0	
SEPTEMBER		0	0	
OCTOBER		0	0	
NOVEMBER		0	0	
DECEMBER		0	0	
TOTALS →		0	1	

OTHER (description):

COMPANY NAME:	EPCOR Water	
Name of System: Mohave	ADEQ Public Water System Number: 04-08-068	

UTILITY SHUTOFFS / DISCONNECTS

MONTH	Termination without Notice R14-2-410.B	Termination with Notice R14-2-410.C	OTHER
JANUARY	0	8	
FEBRUARY	0	3	
MARCH	0	0	
APRIL	0	0	
MAY	0	0	
JUNE	0	0	
JULY	0	0	
AUGUST	0	0	
SEPTEMBER	0	0	
OCTOBER	0	0	
NOVEMBER	0	0	
DECEMBER	0	0	
TOTALS →	0	11	

OTHER (description):

COMPANY NAME:	EPCOR Water
Name of System: King Street	ADEQ Public Water System Number: 04-08-040

UTILITY SHUTOFFS / DISCONNECTS

MONTH	Termination without Notice R14-2-410.B	Termination with Notice R14-2-410.C	OTHER
JANUARY	0	6	
FEBRUARY	0	3	
MARCH	0	0	
APRIL	0	0	
MAY	0	0	
JUNE	0	0	
JULY	0	0	
AUGUST	0	0	
SEPTEMBER	0	0	
OCTOBER	0	0	
NOVEMBER	0	0	
DECEMBER	0	0	
TOTALS →	0	9	

OTHER (description):

COMPANY NAME:	EPCOR Water	
Name of System:	Lake Cimarron	ADEQ Public Water System Number: 04-08-129

UTILITY SHUTOFFS / DISCONNECTS

MONTH	Termination without Notice R14-2-410.B	Termination with Notice R14-2-410.C	OTHER
JANUARY	0	2	
FEBRUARY	0	0	
MARCH	0	0	
APRIL	0	0	
MAY	0	0	
JUNE	0	0	
JULY	0	0	
AUGUST	0	0	
SEPTEMBER	0	0	
OCTOBER	0	0	
NOVEMBER	0	0	
DECEMBER	0	0	
TOTALS →	0	2	

OTHER (description):

COMPANY NAME:	EPCOR Water
Name of System: Chaparral	ADEQ Public Water System Number: 04-07-017

UTILITY SHUTOFFS / DISCONNECTS

MONTH	Termination without Notice R14-2-410.B	Termination with Notice R14-2-410.C	OTHER
JANUARY	0	39	
FEBRUARY	0	28	
MARCH	0	2	
APRIL	0	0	
MAY	0	0	
JUNE	0	0	
JULY	0	0	
AUGUST	0	0	
SEPTEMBER	0	0	
OCTOBER	0	0	
NOVEMBER	0	0	
DECEMBER	0	0	
TOTALS →	0	69	

OTHER (description):

COMPANY NAME	EPCOR WATER	
Name of System: Agua Fria	Wastewater Inventory Number (if applicable):	105229

WASTEWATER COMPANY PLANT DESCRIPTION

TREATMENT FACILITIES

TYPE OF TREATMENT (Extended Aerations, Step Aerations, Oxidation Ditch, Aerobic Lagoon, Anaerobic Lagoon, Trickling Filter, Septic Tank, Wetland, Etc.)	Russell Ranch Water Reclamation Facility: Activated Sludge, BNR	
DESIGN CAPACITY OF PLANT (Gallons Per Day)	Russell Ranch	60,000

LIFT STATION FACILITIES

Location	Quantity of Pumps	Horsepower Per Pump	Capacity Per Pump (GPM)	Wet Well Capacity (gals)

FORCE MAINS

Size	Material	Length (in feet)

MANHOLES

CLEANOUTS

Type	Quantity	Quantity
Standard	105	10

COMPANY NAME	EPCOR WATER	
Name of System: Agua Fria	Wastewater Inventory Number (if applicable):	105202

WASTEWATER COMPANY PLANT DESCRIPTION

TREATMENT FACILITIES

TYPE OF TREATMENT (Extended Aerations, Step Aerations, Oxidation Ditch, Aerobic Lagoon, Anaerobic Lagoon, Trickling Filter, Septic Tank, Wetland, Etc.)	Verrado Water Reclamation Facility: Activated Sludge, BNR	
DESIGN CAPACITY OF PLANT (Gallons Per Day) (Gallons Per Day)	Verrado	1,420,000

LIFT STATION FACILITIES

Location	Quantity of Pumps	Horsepower Per Pump	Capacity Per Pump (GPM)	Wet Well Capacity (gals)
Banner Lift Station	2	40	433	19,377
Verrado Lift Station No. 3	2	40	630	17,615

FORCE MAINS

Size	Material	Length (in feet)
4 inch	Ductile Iron	51
6 inch	Ductile Iron	2,235
8 inch	Ductile Iron	6,382

MANHOLES

CLEANOUTS

Type	Quantity	Quantity
Standard	2,318	166

COMPANY NAME	EPCOR WATER	
Name of System: Luke 303	Wastewater Inventory Number (if applicable):	511700

WASTEWATER COMPANY PLANT DESCRIPTION

TREATMENT FACILITY

TYPE OF TREATMENT (Extended Aerations, Step Aerations, Oxidation Ditch, Aerobic Lagoon, Anaerobic Lagoon, Trickling Filter, Septic Tank, Wetland, Etc.)	Activated Sludge, BNR
DESIGN CAPACITY OF PLANT (gallons Per Day)	0.18 MGD

LIFT STATION FACILITIES

Location	Quantity of Pumps	Horsepower Per Pump	Capacity Per Pump (GPM)	Wet Well Capacity (gals)

FORCE MAINS

Size	Material	Length (in feet)
8"		
12"		
15"		
18"		
27"		
36"		

MANHOLES

CLEANOUTS

Type	Quantity	Quantity
Standard	254	0
Drop		

COMPANY NAME	EPCOR WATER	
Name of System: Sun City	Wastewater Inventory Number (if applicable):	100339

WASTEWATER COMPANY PLANT DESCRIPTION

TREATMENT FACILITY

TYPE OF TREATMENT (Extended Aerations, Step Aerations, Oxidation Ditch, Aerobic Lagoon, Anaerobic Lagoon, Trickling Filter, Septic Tank, Wetland, Etc.)	Treated by the City of Tolleson under a long-term contract
DESIGN CAPACITY OF PLANT (gallons Per Day)	N/A

LIFT STATION FACILITIES

Location	Quantity of Pumps	Horsepower Per Pump	Capacity Per Pump (GPM)	Wet Well Capacity (gals)
Baptist Village L.S. 11577 W Peoria Ave	2	7.5	100	1,700
Youngtown L.S. 11602 W Peoria Ave	2	70	1200	7,520
111th Ave L.S. 111th Avenue at Olive	2	7.5	160	3,570
Coyote Lakes L.S. 17280 N 115th Ave	2	40	500	14,960
Citrus Point L.S. 16401 N 115th Ave	2	20	500	5,369
Agua Fria Ranch L.S. 9901 N Agua Fria Pkwy	2	30	860	6,033

FORCE MAINS

Size	Material	Length (in feet)
4 inch	Various	2,171
6 inch	Various	2,083
8 inch	Various	16,888
10 inch	Various	6,417
12 inch	Various	10,413

MANHOLES

CLEANOUTS

Type	Quantity	Quantity
Standard	4,629	751
Drop		

COMPANY NAME	EPCOR WATER	
Name of System: Sun City West	Wastewater Inventory Number (if applicable):	102667

WASTEWATER COMPANY PLANT DESCRIPTION

TREATMENT FACILITY

TYPE OF TREATMENT (Extended Aerations, Step Aerations, Oxidation Ditch, Aerobic Lagoon, Anaerobic Lagoon, Trickling Filter, Septic Tank, Wetland, Etc.)	Refer to the Northwest Valley Regional Water Reclamation Facility (page)
DESIGN CAPACITY OF PLANT (gallons Per Day)	Refer to the Northwest Valley Regional Water Reclamation Facility (page)

LIFT STATION FACILITIES

Location	Quantity of Pumps	Horsepower Per Pump	Capacity Per Pump (GPM)	Wet Well Capacity(gals)
Bell Road L.S. Bell Rd & El Mirage	1	250	2,800	49,400
	3	250	3300	Same Wet Well

FORCE MAINS

Size	Material	Length (in feet)
16 inch	HDPE	6,886
18 inch	ACP	11,151
18 inch		

MANHOLES

CLEANOUTS

Type	Quantity	Quantity
Standard	2,723	429

COMPANY NAME	EPCOR WATER	
Name of System: NE Agua Fria	Wastewater Inventory Number (if applicable):	102667

WASTEWATER COMPANY PLANT DESCRIPTION

TREATMENT FACILITIES

TYPE OF TREATMENT (Extended Aerations, Step Aerations, Oxidation Ditch, Aerobic Lagoon, Anaerobic Lagoon, Trickling Filter, Septic Tank, Wetland, Etc.)	Refer to the Northwest Valley Regional Water Reclamation Facility (page)
DESIGN CAPACITY OF PLANT (Gallons Per Day)	Refer to the Northwest Valley Regional Water Reclamation Facility (page)

LIFT STATION FACILITIES

Location	Quantity of Pumps	Horsepower Per Pump	Capacity Per Pump (GPM)	Wet Well Capacity (gals)
NE Agua Fria Lift Station 1 (Corte Bella)	2	35	1,760	55,600

FORCE MAINS

Size	Material	Length (in feet)
18"	141	8,859

MANHOLES

CLEANOUTS

Type	Quantity	Quantity
Standard	1,127	50

COMPANY NAME	EPCOR WATER	
Name of System: NWWWRF	Wastewater Inventory Number (if applicable):	102667

WASTEWATER COMPANY PLANT DESCRIPTION

TREATMENT FACILITY

TYPE OF TREATMENT (Extended Aerations, Step Aerations, Oxidation Ditch, Aerobic Lagoon, Anaerobic Lagoon, Trickling Filter, Septic Tank, Wetland, Etc.)	Northwest Valley Regional Water Reclamation Facility (formerly Sun City West WRF) Activated sludge, BNR w/ DN filtration
DESIGN CAPACITY OF PLANT (gallons Per Day)	5,000,000

LIFT STATION FACILITIES

Location	Quantity of Pumps	Horsepower Per Pump	Capacity Per Pump (GPM)	Wet Well Capacity(gals)

FORCE MAINS

Size	Material	Length (in feet)

MANHOLES

CLEANOUTS

Type	Quantity	Quantity

COMPANY NAME	EPCOR WATER	
Name of System: Anthem	Wastewater Inventory Number (if applicable):	103259

WASTEWATER COMPANY PLANT DESCRIPTION

TREATMENT FACILITIES

TYPE OF TREATMENT (Extended Aerations, Step Aerations, Oxidation Ditch, Aerobic Lagoon, Anaerobic Lagoon, Trickling Filter, Septic Tank, Wetland, Etc.)	Extended aeration with anoxic zone and Zenon microfiltration system
DESIGN CAPACITY OF PLANT (Gallons Per Day)	3,000,000

LIFT STATION FACILITIES

Location	Quantity of Pumps	Horsepower Per Pump	Capacity Per Pump (GPM)	Wet Well Capacity (gals)
Influent Lift Station (Pump #1)	1	30	2,932	
Influent Lift Station (Pump #2)	1	50	3,800	
Influent Lift Station (Pumps 3 and 4)	2	25	3,200	9,700
Reject Water Lift Station	2	20	1,400	6,500
Panhandle 1 Lift Station	2	7.5	494	5,000
Panhandle 2 Lift Station	2	23	500	5,000
Panhandle 3 Lift Station	2	5	700	5,000

FORCE MAINS

Size	Material	Length (in feet)
4 inch	Ductile Iron	5,802
6 inch	Ductile Iron	5,394
8 inch	Ductile Iron	81

MANHOLES

CLEANOUTS

Type	Quantity	Quantity
Standard	1,993	233

COMPANY NAME	EPCOR WATER		
Name of System: Mohave Wishing Well	Wastewater Inventory Number (if applicable):	38-158	

WASTEWATER COMPANY PLANT DESCRIPTION

TREATMENT FACILITY

TYPE OF TREATMENT (Extended Aerations, Step Aerations, Oxidation Ditch, Aerobic Lagoon, Anaerobic Lagoon, Trickling Filter, Septic Tank, Wetland, Etc.)	Extended aeration, trickling filter
DESIGN CAPACITY OF PLANT gallons Per Day	500,000 (Wishing Well Treatment Plant)

LIFT STATION FACILITIES

Location	Quantity of Pumps	Horsepower Per Pump	Capacity Per Pump (GPM)	Wet Well Capacity(gals)
Sage Hill Lift Station	2	15	300	2,100
Lago Cove	2	3	17	1,000
Greens @ Los Lagos	2	15	326	4,650

FORCE MAINS

Size	Material	Length (in feet)
4"	Various	2,511
6"	Various	8,244

MANHOLES

CLEANOUTS

Type	Quantity	Quantity
Standard	543	31

COMPANY NAME	EPCOR WATER
Name of System: Mohave Arizona Gateway	Wastewater Inventory Number (if applicable):

WASTEWATER COMPANY PLANT DESCRIPTION

TREATMENT FACILITY

TYPE OF TREATMENT (Extended Aerations, Step Aerations, Oxidation Ditch, Aerobic Lagoon, Anaerobic Lagoon, Trickling Filter, Septic Tank, Wetland, Etc.)	Extended Aeration, San-Tec plant
DESIGN CAPACITY OF PLANT gallons Per Day	112,000 (Arizona Gateway Treatment Plant)

LIFT STATION FACILITIES

Location	Quantity of Pumps	Horsepower Per Pump	Capacity Per Pump (GPM)	Wet Well Capacity(gals)
Effluent Lift pump	1	1.4	70	
Influent Lift Station (Pilot)	2	8	40	
35 KW Generator (Pilot)	1			

FORCE MAINS

Size	Material	Length (in feet)
2"	Various	585

MANHOLES

CLEANOUTS

Type	Quantity	Quantity
Standard	36	1
Drop		

COMPANY NAME	EPCOR WATER	
Name of System: Agua Fria	Wastewater Inventory Number (if applicable):	105229

WASTEWATER COMPANY PLANT DESCRIPTION (CONTINUED)

COLLECTION MAINS

Size (in inches)	Material	Length (in feet)
4	n/a	
6	PVC	
8	PVC	29,894
10	PVC	949
12	PVC	81
15	PVC	
18	PVC	
21	PVC	
24	PVC	
30	PVC	
Undetermined	PVC	
	TOTAL =	30,924

SERVICES

Size (in inches)	Material	Quantity
4	n/a	n/a
6	n/a	n/a
8	n/a	n/a
12	n/a	n/a
15	n/a	n/a

For the following three items, list the utility owned assets in each category.

SOLIDS PROCESSING AND HANDLING FACILITIES	Russell Ranch: Aerobic Digester, Vault and Haul
DISINFECTION EQUIPMENT (Chlorinator, Ultra-Violet, Etc.)	Russell Ranch: 1 NaOCl pump, 1 dechlor (NaHSO ₃ pump)
FILTRATION EQUIPMENT (Rapid Sand, Slow Sand, Activated Carbon, Etc.)	
STRUCTURES (Buildings, Fences Etc)	Russell Ranch: Storage shed, block fence around entire perimeter of property
OTHER Laboratory Equipment, Tools, Vehicles, Standby Power Generators, Etc.	Various tools and equipment associated with wastewater collection and treatment. Russell Ranch: 275 kW standby generator

Generators, Etc.

500 Kw standby generator

COMPANY NAME	EPCOR WATER	
Name of System: NE Agua Fria	Wastewater Inventory Number (if applicable):	102667

WASTEWATER COMPANY PLANT DESCRIPTION (CONTINUED)

COLLECTION MAINS

Size (in inches)	Material	Length (in feet)
2	n/a	58
4	PVC	2,519
6	PVC	34,046
8	PVC	212,492
10	PVC	9,379
12	PVC	39,646
14	PVC	-
16	PVC	65,054
24	PVC	
30	PVC	
Undetermined	PVC	159
	TOTAL =	363,355

SERVICES

Size (in inches)	Material	Quantity
4	n/a	n/a
6	n/a	n/a
8	n/a	n/a
12	n/a	n/a
15	n/a	n/a

For the following three items, list the utility owned assets in each category.

SOLIDS PROCESSING AND HANDLING FACILITIES	Refer to the Northwest Valley Regional Water Reclamation Facility (page)
DISINFECTION EQUIPMENT (Chlorinator, Ultra-Violet, Etc.)	Refer to the Northwest Valley Regional Water Reclamation Facility (page)
FILTRATION EQUIPMENT (Rapid Sand, Slow Sand, Activated Carbon, Etc.)	Refer to the Northwest Valley Regional Water Reclamation Facility (page)
STRUCTURES (Buildings, Fences Etc)	Refer to the Northwest Valley Regional Water Reclamation Facility (page)
OTHER Laboratory Equipment, Tools, Vehicles, Standby Power Generators, Etc.	Refer to the Northwest Valley Regional Water Reclamation Facility (page)

COMPANY NAME	EPCOR Water Arizona Inc.	
Name of System: NWVWRF	Wastewater Inventory Number (if applicable):	102667

WASTEWATER COMPANY PLANT DESCRIPTION (CONTINUED)

COLLECTION MAINS

Size (in inches)	Material	Length (in feet)
TOTALS =		0

SERVICES

Size (in inches)	Material	Quantity

For the following three items, list the utility owned assets in each category.

SOLIDS PROCESSING AND HANDLING FACILITIES	Aerobic Digesters (3), Belt pressed sludge is hauled to landfill
DISINFECTION EQUIPMENT	Hypochlorite injections at filter effluent ad Sodium Bisulfate dechlorination at discharge weir.
FILTRATION EQUIPMENT (Rapid Sand, Slow Sand, Activated Carbon, Etc.)	Rapid sand filter
STRUCTURES (Buildings, Fences, Etc.)	Admin/Maintenance/Control Building, Solids Handling Building, Blower Building at Treatment Plant; VFD/Control Building at Bell Road Lift Station
OTHER Laboratory Equipment, Tools, Vehicles, Standby Power Generators, Etc.	Various tools and equipment associated with wastewater collection

COMPANY NAME	EPCOR WATER	
Name of System: Anthem	Wastewater Inventory Number (if applicable):	103259

WASTEWATER COMPANY PLANT DESCRIPTION (CONTINUED)

COLLECTION MAINS

Size (in inches)	Material	Length (in feet)
4	PVC	986
6	PVC	5,561
8	PVC	428,940
10	PVC	28,210
12	PVC	22,644
15	PVC	3,225
18	PVC	9,933
21	PVC	2,171
24	PVC	2,218
30		
Undetermined	PVC	2,729
	TOTAL =	506,616

RECLAIMED WATER LINES

Size (in inches)	Material	Quantity
2	n/a	2,275
4	n/a	5,276
6	n/a	37,464
8	n/a	10,698
10	n/a	68
12	n/a	48,488
14	n/a	1,155
16	n/a	26
18	n/a	15,085
20	n/a	1,148
24	n/a	202
Undetermined		1,015
	TOTAL=	122,900

For the following three items, list the utility owned assets in each category.

SOLIDS PROCESSING AND HANDLING FACILITIES	Belt filter press, 1.5 meter belt
DISINFECTION EQUIPMENT (Chlorinator, Ultra-Violet, Etc.)	UV or Chlorine (NaOCl) injection with chlorine contact chamber
FILTRATION EQUIPMENT (Rapid Sand, Slow Sand, Activated Carbon, Etc.)	Zenon Zee-Weed 500 microfiltration system
STRUCTURES (Buildings, Fences Etc)	Common administration building shared with water plant, headworks building, process building, solids building, perimeter wall. One 1,000,000 gallon non-potable/reclaimed water storage reservoir
OTHER Laboratory Equipment, Tools, Vehicles, Standby Power Generators, Etc.	Various tools and equipment associated with wastewater collection and treatment. 2,000 kW generator, three lift station generators, Panhandle 1- 50 kW, Panhandle 2- 60 kW, Pandhandle 3- 80 kW

COMPANY NAME	EPCOR WATER	
Name of System: Mohave Wishing Well	Wastewater Inventory Number (if applicable):	38-158

WASTEWATER COMPANY PLANT DESCRIPTION (CONTINUED)

COLLECTION MAINS

Size (in inches)	Material	Length (in feet)
4	n/a	
6	PVC	10,981
8	PVC	123,763
10	PVC	1,257
12	n/a	3,135
15	n/a	6,753
18	n/a	
21	n/a	
24	n/a	
	TOTAL =	145,888

SERVICES

Size (in inches)	Material	Quantity
4	n/a	
6	n/a	
8	n/a	
12	n/a	
15	n/a	
	TOTAL =	0

For the following three items, list the utility owned assets in each category.

SOLIDS PROCESSING AND HANDLING FACILITIES	Sludge press
DISINFECTION EQUIPMENT (Chlorinator, Ultra-Violet, Etc.)	Chlorinator
FILTRATION EQUIPMENT (Rapid Sand, Slow Sand, Activated Carbon, Etc.)	Slow sand
STRUCTURES (Buildings, Fences Etc)	600' chain link fence, building with lab, chlorine building
OTHER Laboratory Equipment, Tools, Vehicles, Standby Power Generators, etc.	150 KW Cat gen-set, miscellaneous lab equipment, influent meter, effluent meter. Effluent pump.

COMPANY NAME	EPCOR WATER
Name of System: Mohave Arizona Gateway	Wastewater Inventory Number (if applicable):

WASTEWATER COMPANY PLANT DESCRIPTION (CONTINUED)

COLLECTION MAINS

Size (in inches)	Material	Length (in feet)
4	n/a	
6	n/a	
8	PVC	7,489
10	PVC	375
12	n/a	
16	PVC	150
18	n/a	
21	n/a	
24	n/a	
	TOTAL =	8,014

SERVICES

Size (in inches)	Material	Quantity
4	n/a	
6	PVC	
8	n/a	
12	n/a	
15	n/a	
	TOTAL =	0

For the following three items, list the utility owned assets in each category.

SOLIDS PROCESSING AND HANDLING FACILITIES	N/A
DISINFECTION EQUIPMENT (Chlorinator, Ultra-Violet, Etc.)	Chlorinator/de-chlorinator
FILTRATION EQUIPMENT (Rapid Sand, Slow Sand, Activated Carbon, Etc.)	None
STRUCTURES (Buildings, Fences Etc)	Blower building/chain link fencing
OTHER Laboratory Equipment, Tools, Vehicles, Standby Power Generators, etc.	Stand by generator

COMPANY NAME	EPCOR WATER	
Name of System: Agua Fria	Wastewater Inventory Number (if applicable):	105229

WASTEWATER FLOWS

MONTH/YEAR	NUMBER OF SERVICES	TOTAL MONTHLY SEWAGE FLOW (MG)	SEWAGE FLOW ON PEAK DAY (MG)
JANUARY	245	1.084	0.048
FEBRUARY	246	1.038	0.050
MARCH	245	1.177	0.058
APRIL	245	1.135	0.055
MAY	246	1.216	0.052
JUNE	246	1.075	0.040
JULY	247	1.100	0.040
AUGUST	247	1.116	0.050
SEPTEMBER	250	1.049	0.043
OCTOBER	250	1.145	0.052
NOVEMBER	252	1.171	0.052
DECEMBER	252	1.210	0.051

TOTALS -> 13.516

PROVIDE THE FOLLOWING INFORMATION AS APPLICABLE

Method of Effluent Disposal (leach field, surface water discharge, reuse, injection wells, groundwater recharge, evaporation ponds, etc.)		Reuse and recharge
Wastewater Inventory Number (all wastewater systems are assigned an inventory number)	Russell Ranch	105229
Groundwater Permit Numbers		
ADEQ Aquifer Protection Permit Number	Russell Ranch	P-105229
ADEQ Reuse Permit Number	Russell Ranch	N/A
EPA NPDES Permit Number		N/A

COMPANY NAME	EPCOR WATER	
Name of System: Agua Fria	Wastewater Inventory Number (if applicable):	105202

WASTEWATER FLOWS

MONTH/YEAR	NUMBER OF SERVICES	TOTAL MONTHLY SEWAGE FLOW (MG)	SEWAGE FLOW ON PEAK DAY (MG)
JANUARY	4,074	19.544	0.776
FEBRUARY	4,121	18.255	0.760
MARCH	4,189	20.603	0.793
APRIL	4,226	19.748	0.756
MAY	4,264	19.963	0.861
JUNE	4,313	17.688	0.753
JULY	4,345	18.256	0.732
AUGUST	4,356	19.627	0.726
SEPTEMBER	4,587	19.668	0.906
OCTOBER	4,681	20.488	0.801
NOVEMBER	4,740	21.503	0.850
DECEMBER	4,740	22.081	0.867
TOTALS ->		237.424	

PROVIDE THE FOLLOWING INFORMATION AS APPLICABLE

Method of Effluent Disposal (leach field, surface water discharge, reuse, injection wells, groundwater recharge, evaporation ponds, etc.)		Reuse and recharge
Wastewater Inventory Number (all wastewater systems are assigned an inventory number)	Verrado	105202
Groundwater Permit Numbers	Verrado	USF 71-207708.0000
ADEQ Aquifer Protection Permit Number	Verrado	P-105202
ADEQ Reuse Permit Number	Verrado	N/A
Arizona Pollutant Discharge Elimination System (AZPDES)		AZ0026794

COMPANY NAME	EPCOR WATER	
Name of System: Luke 303	Wastewater Inventory Number (if applicable):	511700

WASTEWATER FLOWS

MONTH/YEAR	NUMBER OF SERVICES	TOTAL MONTHLY SEWAGE FLOW (MG)	SEWAGE FLOW ON PEAK DAY (MG)
JANUARY	245	0.758	0.042
FEBRUARY	245	0.984	0.073
MARCH	277	1.673	0.124
APRIL	277	0.978	0.049
MAY	289	1.020	0.042
JUNE	289	1.050	0.053
JULY	289	1.068	0.049
AUGUST	329	1.073	0.050
SEPTEMBER	329	1.134	0.056
OCTOBER	347	1.520	0.066
NOVEMBER	353	3.060	0.019
DECEMBER	391	5.807	0.326

TOTALS -> 20.125

PROVIDE THE FOLLOWING INFORMATION AS APPLICABLE

Method of Effluent Disposal (leach field, surface water discharge, reuse, injection wells, groundwater recharge, evaporation ponds, etc.)	Verrado WWTP Resuse
Wastewater Inventory Number (all wastewater systems are assigned an inventory number)	511700
Groundwater Permit Numbers	N/A
ADEQ Aquifer Protection Permit Number	P-511700
ADEQ Reuse Permit Number	N/A
EPA NPDES Permit Number	N/A

COMPANY NAME	EPCOR WATER	
Name of System: NE Agua Fria	Wastewater Inventory Number (if applicable):	102667

WASTEWATER FLOWS

MONTH/YEAR	NUMBER OF	TOTAL MONTHLY SEWAGE FLOW (MG)	SEWAGE FLOW ON PEAK DAY (MG)
JANUARY	6,704	19.672	0.744
FEBRUARY	6,747	19.207	0.755
MARCH	6,759	21.110	0.755
APRIL	6,784	19.782	0.702
MAY	6,823	19.798	0.699
JUNE	6,831	18.253	0.666
JULY	6,875	18.335	0.653
AUGUST	6,951	19.464	0.892
SEPTEMBER	6,849	19.177	0.716
OCTOBER	6,819	20.499	0.753
NOVEMBER	6,847	20.147	0.825
DECEMBER	6,905	22.132	0.806
TOTALS ->		237.576	

PROVIDE THE FOLLOWING INFORMATION AS APPLICABLE

Method of Effluent Disposal (leach field, surface water discharge, reuse, injection wells, groundwater recharge, evaporation ponds, etc.)	Ground Water Recharge
Wastewater Inventory Number (all wastewater systems are assigned an inventory number)	102667
Groundwater Permit Numbers	N/A
ADEQ Aquifer Protection Permit Number	P-102667
ADEQ Reuse Permit Number	N/A
EPA NPDES Permit Number	N/A

COMPANY NAME	EPCOR WATER	
Name of System: Sun City	Wastewater Inventory Number (if applicable):	100339

WASTEWATER FLOWS

MONTH/YEAR	NUMBER OF SERVICES	TOTAL MONTHLY SEWAGE FLOW (MG)	SEWAGE FLOW ON PEAK DAY (MG)
JANUARY	22,573	98.743	3.486
FEBRUARY	22,562	95.082	5.967
MARCH	22,560	102.259	3.852
APRIL	22,539	92.351	3.288
MAY	22,524	93.802	3.329
JUNE	22,518	88.338	4.075
JULY	22,514	91.197	4.633
AUGUST	22,513	93.954	3.209
SEPTEMBER	22,521	89.482	3.157
OCTOBER	22,537	93.693	3.260
NOVEMBER	22,558	89.962	3.384
DECEMBER	22,560	95.325	3.414
TOTALS ->		1,124.188	

PROVIDE THE FOLLOWING INFORMATION AS APPLICABLE

Method of Effluent Disposal (leach field, surface water discharge, reuse, injection wells, groundwater recharge, evaporation ponds, etc.)	N/A
Wastewater Inventory Number (all wastewater systems are assigned an inventory number)	100339
Groundwater Permit Numbers	N/A
ADEQ Aquifer Protection Permit Number	N/A
ADEQ Reuse Permit Number	N/A
EPA NPDES Permit Number	N/A

COMPANY NAME	EPCOR WATER		
Name of System: Sun City West	Wastewater Inventory Number (if applicable):	102667	

WASTEWATER FLOWS

MONTH/YEAR	NUMBER OF SERVICES	TOTAL MONTHLY SEWAGE FLOW (MG)	SEWAGE FLOW ON PEAK DAY (MG)
JANUARY	15,399	57.055	1.862
FEBRUARY	15,401	54.750	2.144
MARCH	15,372	57.824	2.175
APRIL	15,352	50.313	1.797
MAY	15,310	48.684	1.691
JUNE	15,298	44.161	1.503
JULY	15,299	45.790	2.594
AUGUST	15,301	45.718	1.363
SEPTEMBER	15,298	44.569	1.559
OCTOBER	15,345	48.668	1.684
NOVEMBER	15,365	51.977	1.810
DECEMBER	15,368	52.766	1.747
TOTALS ->		602.275	

PROVIDE THE FOLLOWING INFORMATION AS APPLICABLE

Method of Effluent Disposal (leach field, surface water discharge, reuse, injection wells, groundwater recharge, evaporation ponds, etc.)	Ground Water Recharge
Wastewater Inventory Number (all wastewater systems are assigned an inventory number)	102667
Groundwater Permit Numbers	N/A
ADEQ Aquifer Protection Permit Number	P-102667
ADEQ Reuse Permit Number	N/A
EPA NPDES Permit Number	N/A

COMPANY NAME	EPCOR WATER	
Name of System: NVRWRF	Wastewater Inventory Number (if applicable):	102667

WASTEWATER FLOWS

MONTH/YEAR	NUMBER OF SERVICES	TOTAL MONTHLY SEWAGE FLOW (MG)	SEWAGE FLOW ON PEAK DAY (MG)
JANUARY	22,103	76.727	2.606
FEBRUARY	22,148	73.957	2.899
MARCH	22,131	78.934	2.930
APRIL	22,136	70.095	2.499
MAY	22,133	68.482	2.390
JUNE	22,129	62.414	2.169
JULY	22,174	64.125	3.247
AUGUST	22,252	65.182	2.255
SEPTEMBER	22,147	63.746	2.275
OCTOBER	22,164	69.167	2.437
NOVEMBER	22,212	72.124	2.635
DECEMBER	22,273	74.898	2.553
TOTALS ->		839.851	

PROVIDE THE FOLLOWING INFORMATION AS APPLICABLE

Method of Effluent Disposal (leach field, surface water discharge, reuse, injection wells, groundwater recharge, evaporation ponds, etc.)	Ground Water Recharge
Wastewater Inventory Number (all wastewater systems are assigned an inventory number)	102667
Groundwater Permit Numbers	N/A
ADEQ Aquifer Protection Permit Number	P-102667
ADEQ Reuse Permit Number	N/A
EPA NPDES Permit Number	N/A

COMPANY NAME	EPCOR WATER
Name of System: Anthem	Wastewater Inventory Number (if applicable): 103259

WASTEWATER FLOWS

MONTH/YEAR	NUMBER OF SERVICES	TOTAL MONTHLY SEWAGE FLOW (KG)	SEWAGE FLOW ON PEAK DAY (KG)
JANUARY	8,901	51837.000	1672.161
FEBRUARY	8,905	48440.000	1830.000
MARCH	8,894	54657.000	1920.000
APRIL	8,895	52623.000	1910.000
MAY	8,886	53105.000	2011.000
JUNE	8,885	49711.000	1778.000
JULY	8,894	49596.000	1704.000
AUGUST	8,896	50531.000	1789.000
SEPTEMBER	8,900	49322.000	1757.000
OCTOBER	8,901	52657.000	1916.000
NOVEMBER	8,905	51107.000	1894.000
DECEMBER	8,904	53856.000	1858.000
TOTALS ->		617,442.000	

PROVIDE THE FOLLOWING INFORMATION AS APPLICABLE

Method of Effluent Disposal (leach field, surface water discharge, reuse, injection wells, groundwater recharge, evaporation ponds, etc.)	Reuse and recharge
Wastewater Inventory Number (all wastewater systems are assigned an inventory number)	103259
Groundwater Permit Numbers	N/A
AQ Aquifer Protection Permit Number	P-103259
ADEQ Reuse Permit Number	R-103259
EPA NPDES Permit Number	AZ0025429

COMPANY NAME	EPCOR WATER
Name of System: Mohave Wishing Well	Wastewater Inventory Number (if applicable): 38-158

WASTEWATER FLOWS

MONTH/YEAR	NUMBER OF SERVICES	TOTAL MONTHLY SEWAGE FLOW (MG)	SEWAGE FLOW ON PEAK DAY (MG)
JANUARY	1,788	7.580	0.266
FEBRUARY	1,792	7.169	0.275
MARCH	1,788	8.232	0.333
APRIL	1,780	7.766	0.286
MAY	1,779	7.861	0.297
JUNE	1,776	7.228	0.265
JULY	1,782	7.381	0.268
AUGUST	1,791	7.401	0.274
SEPTEMBER	1,807	7.202	0.272
OCTOBER	1,822	7.737	0.280
NOVEMBER	1,831	7.906	0.301
DECEMBER	1,829	8.137	0.301
TOTALS ->		91.600	

PROVIDE THE FOLLOWING INFORMATION AS APPLICABLE

Method of Effluent Disposal (leach field, surface water discharge, reuse, injection wells, groundwater recharge, evaporation ponds, etc.)	Reuse
Wastewater Inventory Number (all wastewater systems are assigned an inventory number)	Place ID # 1784 LTF # 43063
Groundwater Permit Numbers	N/A
ADEQ Aquifer Protection Permit Number	P-102181
ADEQ Reuse Permit Number	N/A
EPA NPDES Permit Number	N/A

COMPANY NAME	EPCOR WATER
Name of System: Mohave Arizona Gateway	Wastewater Inventory Number (if applicable):

WASTEWATER FLOWS

MONTH/YEAR	NUMBER OF SERVICES	TOTAL MONTHLY SEWAGE FLOW (MG)	SEWAGE FLOW ON PEAK DAY (MG)
JANUARY	12	0.650	0.023
FEBRUARY	12	0.612	0.024
MARCH	12	0.654	0.027
APRIL	12	0.534	0.023
MAY	12	0.567	0.023
JUNE	12	0.588	0.026
JULY	12	0.534	0.023
AUGUST	12	0.567	0.023
SEPTEMBER	12	0.588	0.026
OCTOBER	13	0.641	0.023
NOVEMBER	13	0.671	0.031
DECEMBER	13	0.693	0.041
TOTALS ->		7.297	

PROVIDE THE FOLLOWING INFORMATION AS APPLICABLE

Method of Effluent Disposal (leach field, surface water discharge, reuse, injection wells, groundwater recharge, evaporation ponds, etc.)	Evaporation Ponds
Wastewater Inventory Number (all wastewater systems are assigned an inventory number)	Place ID # 16067 LTF # 31789
Groundwater Permit Numbers	N/A
ADEQ Aquifer Protection Permit Number	P-105010
ADEQ Reuse Permit Number	N/A
EPA NPDES Permit Number	N/A

PROPERTY TAXES

Amount of actual property taxes paid during Calendar Year 2020 was: \$5,990,125.95

Attach to this annual report proof (e.g. property tax bills stamped "paid in full" or copies of cancelled checks for property tax payments) if any and all property taxes paid during the calendar year.

If no property taxes paid, explain why. _____

**VERIFICATION
AND
SWORN STATEMENT
Taxes**

VERIFICATION

STATE OF ARIZONA

COUNTY OF (COUNTY NAME) Maricopa NAME (OWNER OR OFFICIAL) TITLE Gregory Barber, Controller COMPANY NAME EPCOR Water Arizona Inc.

I, THE UNDERSIGNED
OF THE

DO SAY THAT THIS ANNUAL UTILITY PROPERTY TAX AND SALES TAX REPORT TO THE ARIZONA COPORATION COMMISSION

FOR THE YEAR ENDING

MONTH	DAY	YEAR
12	31	2020

HAS BEEN PREPARED UNDER MY DIRECTION, FROM THE ORIGINAL BOOKS, PAPERS AND RECORDS OF SAID UTILITY; THAT I HAVE CAREFULLY EXAMINED THE SAME, AND DECLARE THE SAME TO BE A COMPLETE AND CORRECT STATEMENT OF BUSINESS AND AFFAIRS OF SAID UTILITY FOR THE PERIOD COVERED BY THIS REPORT IN RESPECT TO EACH AND EVERY MATTER AND THING SET FORTH, TO THE BEST OF MY KNOWLEDGE, INFORMATION AND BELIEF.

SWORN STATEMENT

I HEREBY ATTEST THAT ALL PROPERTY TAXES FOR SAID COMPANY ARE CORRECT AND PAID IN FULL.

I HEREBY ATTEST THAT ALL SALES TAXES FOR SAID COMPANY ARE CORRECT AND PAID IN FULL.


Gregory Barber
SIGNATURE OF OWNER OR OFFICIAL
623 - 445 - 2414
TELEPHONE NUMBER

SUBSCRIBED AND SWORN TO BEFORE ME

A NOTARY PUBLIC IN AND FOR THE COUNTY OF

THIS 26 DAY OF

COUNTY NAME	<u>Maricopa</u>
MONTH	<u>March</u> 2021



(SEAL)

MY COMMISSION EXPIRES 8/14/22

Summer Brown
SIGNATURE OF NOTARY PUBLIC

**VERIFICATION
AND
SWORN STATEMENT (SEWER)
Intrastate Revenues Only**

VERIFICATION

STATE OF ARIZONA

I, THE UNDERSIGNED

OF THE

COUNTY OF (COUNTY NAME) Maricopa	
NAME (OWNER OR OFFICIAL) Gregory Barber	TITLE Controller
COMPANY NAME EPCOR Water Arizona Inc.	

DO SAY THAT THIS ANNUAL UTILITY REPORT TO THE ARIZONA COPRORATION COMMISSION

FOR THE YEAR ENDING

MONTH 12	DAY 31	YEAR 2020
-------------	-----------	--------------

HAS BEEN PREPARED UNDER MY DIRECTION, FROM THE ORIGINAL BOOKS, PAPERS AND RECORDS OF SAID UTILITY; THAT I HAVE CAREFULLY EXAMINED THE SAME, AND DECLARE THE SAME TO BE A COMPLETE AND CORRECT STATEMENT OF BUSINESS AND AFFAIRS OF SAID UTILITY FOR THE PERIOD COVERED BY THIS REPORT IN RESPECT TO EACH AND EVERY MATTER AND THING SET FORTH, TO THE BEST OF MY KNOWLEDGE, INFORMATION AND BELIEF

SWORN STATEMENT

IN ACCORDANCE WITH THE REQUIREMENTS OF TITLE 40, ARTICLE 8, SECTION 40-401 ARIZONA REVISED STATUTES, IT IS HEREIN REPORTED THAT THE GROSS OPERATING REVENUE OF SAID UTILITY DERIVED FROM ARIZONA INTRASTATE UTILITY OPERATIONS DURING CALENDAR YEAR 2020 WAS:

Arizona IntraState Gross Operating Revenues Only (\$)
\$ <u>36,100,666</u>

(THE AMOUNT IN BOX ABOVE
INCLUDES \$ 112,862
IN SALES TAXES BILLED, OR COLLECTED

**REVENUE REPORTED ON THIS PAGE MUST INCLUDE SALES TAX BILLED OR COLLECTED. IF FOR ANY OTHER REASON, THE REVENUE REPORTED ABOVE DOES NOT AGREE WITH TOTAL OPERATING REVENUES ELSEWHERE REPORTED, ATTACH THOSE STATEMENTS THAT RECONCILE DIFFERENCE. (EXPLAIN IN DETAIL)

Gregory Barber

SIGNATURE OF OWNER OR OFFICIAL
623 - 445 - 2414

TELEPHONE NUMBER

SUBSCRIBED AND SWORN TO BEFORE ME

A NOTARY PUBLIC IN AND FOR THE COUNTY OF

THIS 26

DAY OF

COUNTY NAME	<u>Maricopa</u>
MONTH	<u>March</u> 2021

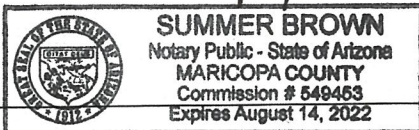
(SEAL)

MY COMMISSION EXPIRES

8/14/22

Summer Brown

SIGNATURE OF NOTARY PUBLIC



**VERIFICATION
AND
SWORN STATEMENT
RESIDENTIAL REVENUE (SEWER)
Intrastate Revenues Only**

VERIFICATION

STATE OF ARIZONA

I, THE UNDERSIGNED

OF THE

COUNTY OF (COUNTY NAME) Maricopa	
NAME (OWNER OR OFFICIAL) Gregory Barber	TITLE Controller
COMPANY NAME EPCOR Water Arizona Inc.	

DO SAY THAT THIS ANNUAL UTILITY REPORT TO THE ARIZONA COPORATION COMMISSION

FOR THE YEAR ENDING

MONTH	DAY	YEAR
12	31	2020

HAS BEEN PREPARED UNDER MY DIRECTION, FROM THE ORIGINAL BOOKS, PAPERS AND RECORDS OF SAID UTILITY; THAT I HAVE CAREFULLY EXAMINED THE SAME, AND DECLARE THE SAME TO BE A COMPLETE AND CORRECT STATEMENT OF BUSINESS AND AFFAIRS OF SAID UTILITY FOR THE PERIOD COVERED BY THIS REPORT IN RESPECT TO EACH AND EVERY MATTER AND THING SET FORTH, TO THE BEST OF MY KNOWLEDGE, INFORMATION AND BELIEF

SWORN STATEMENT

IN ACCORDANCE WITH THE REQUIREMENTS OF TITLE 40, ARTICLE 8, SECTION 40-401.01 ARIZONA REVISED STATUTES, IT IS HEREIN REPORTED THAT THE GROSS OPERATING REVENUE OF SAID UTILITY DERIVED FROM ARIZONA INTRASTATE UTILITY OPERATIONS RECEIVED FROM RESIDENTIAL CUSTOMERS DURING CALENDAR YEAR 2020 WAS:

Arizona IntraState Gross Operating Revenues Only (\$) \$ <u>32,705,776</u>

(THE AMOUNT IN BOX AT LEFT INCLUDES \$ 95,300 IN SALES TAXES BILLED, OR COLLECTED

*RESIDENTIAL REVENUE REPORTED ON THIS PAGE MUST INCLUDE SALES TAXES BILLED.

Gregory Barber

SIGNATURE OF OWNER OR OFFICIAL

623 - 445 - 2414

TELEPHONE NUMBER

SUBSCRIBED AND SWORN TO BEFORE ME

A NOTARY PUBLIC IN AND FOR THE COUNTY OF

THIS 26 _____ DAY OF


NOTARY PUBLIC NAME <u>Summer Brown</u>
COUNTY NAME <u>Maricopa</u>
MONTH <u>March</u> 2021

(SEAL)

Summer Brown

SIGNATURE OF NOTARY PUBLIC

MY COMMISSION EXPIRES 8/14/22



**VERIFICATION
AND
SWORN STATEMENT (WATER)
Intrastate Revenues Only**

VERIFICATION

STATE OF ARIZONA

I, THE UNDERSIGNED

OF THE

COUNTY OF (COUNTY NAME) Maricopa	
NAME (OWNER OR OFFICIAL) Gregory Barber	TITLE Controller
COMPANY NAME EPCOR Water Arizona Inc.	

DO SAY THAT THIS ANNUAL UTILITY REPORT TO THE ARIZONA CORPORATION COMMISSION

FOR THE YEAR ENDING	MONTH 12	DAY 31	YEAR 2020
---------------------	-------------	-----------	--------------

HAS BEEN PREPARED UNDER MY DIRECTION, FROM THE ORIGINAL BOOKS, PAPERS AND RECORDS OF SAID UTILITY; THAT I HAVE CAREFULLY EXAMINED THE SAME, AND DECLARE THE SAME TO BE A COMPLETE AND CORRECT STATEMENT OF BUSINESS AND AFFAIRS OF SAID UTILITY FOR THE PERIOD COVERED BY THIS REPORT IN RESPECT TO EACH AND EVERY MATTER AND THING SET FORTH, TO THE BEST OF MY KNOWLEDGE, INFORMATION AND BELIEF

SWORN STATEMENT

IN ACCORDANCE WITH THE REQUIREMENTS OF TITLE 40, ARTICLE 8, SECTION 40-401 ARIZONA REVISED STATUTES, IT IS HEREIN REPORTED THAT THE GROSS OPERATING REVENUE OF SAID UTILITY DERIVED FROM ARIZONA INTRASTATE UTILITY OPERATIONS DURING CALENDAR YEAR 2020 WAS:

Arizona IntraState Gross Operating Revenues Only (\$)
\$ <u>136,117,217</u>

(THE AMOUNT IN BOX ABOVE
INCLUDES \$ 10,724,382
IN SALES TAXES BILLED, OR COLLECTED

**REVENUE REPORTED ON THIS PAGE MUST INCLUDE SALES TAX BILLED OR COLLECTED. IF FOR ANY OTHER REASON, THE REVENUE REPORTED ABOVE DOES NOT AGREE WITH TOTAL OPERATING REVENUES ELSEWHERE REPORTED, ATTACH THOSE STATEMENTS THAT RECONCILE DIFFERENCE. (EXPLAIN IN DETAIL)

Gregory Barber

SIGNATURE OF OWNER OR OFFICIAL

623 - 445 - 2414

TELEPHONE NUMBER

SUBSCRIBED AND SWORN TO BEFORE ME

A NOTARY PUBLIC IN AND FOR THE COUNTY OF

THIS 26

DAY OF

COUNTY NAME	<u>Maricopa</u>
MONTH	<u>March</u> 2021

(SEAL)

8/14/22

Summer Brown

SIGNATURE OF NOTARY PUBLIC

MY COMMISSION EXPIRES



**VERIFICATION
AND
SWORN STATEMENT
RESIDENTIAL REVENUE (WATER)
Intrastate Revenues Only**

VERIFICATION

STATE OF ARIZONA

I, THE UNDERSIGNED

OF THE

COUNTY OF (COUNTY NAME) Maricopa	
NAME (OWNER OR OFFICIAL) Gregory Barber	TITLE Controller
COMPANY NAME EPCOR Water Arizona Inc.	

DO SAY THAT THIS ANNUAL UTILITY REPORT TO THE ARIZONA CORPORATION COMMISSION

FOR THE YEAR ENDING

MONTH	DAY	YEAR
12	31	2020

HAS BEEN PREPARED UNDER MY DIRECTION, FROM THE ORIGINAL BOOKS, PAPERS AND RECORDS OF SAID UTILITY; THAT I HAVE CAREFULLY EXAMINED THE SAME, AND DECLARE THE SAME TO BE A COMPLETE AND CORRECT STATEMENT OF BUSINESS AND AFFAIRS OF SAID UTILITY FOR THE PERIOD COVERED BY THIS REPORT IN RESPECT TO EACH AND EVERY MATTER AND THING SET FORTH, TO THE BEST OF MY KNOWLEDGE, INFORMATION AND BELIEF

SWORN STATEMENT

IN ACCORDANCE WITH THE REQUIREMENTS OF TITLE 40, ARTICLE 8, SECTION 40-401.01 ARIZONA REVISED STATUTES, IT IS HEREIN REPORTED THAT THE GROSS OPERATING REVENUE OF SAID UTILITY DERIVED FROM ARIZONA INTRASTATE UTILITY OPERATIONS RECEIVED FROM RESIDENTIAL CUSTOMERS DURING CALENDAR YEAR 2020 WAS:

Arizona IntraState Gross Operating Revenues Only (\$)
\$ <u>103,418,726</u>

(THE AMOUNT IN BOX AT LEFT INCLUDES \$ 8,254,149 IN SALES TAXES BILLED, OR COLLECTED)

*RESIDENTIAL REVENUE REPORTED ON THIS PAGE MUST INCLUDE SALES TAXES BILLED.

Gregory Barber

SIGNATURE OF OWNER OR OFFICIAL
623-445-0414

TELEPHONE NUMBER

SUBSCRIBED AND SWORN TO BEFORE ME

A NOTARY PUBLIC IN AND FOR THE COUNTY OF

THIS 26

DAY OF

NOTARY PUBLIC NAME	<u>Summer Brown</u>
COUNTY NAME	<u>Maricopa</u>
MONTH	<u>March</u> 2021


(SEAL)

8/14/22

MY COMMISSION EXPIRES

Summer Brown

SIGNATURE OF NOTARY PUBLIC



TO: Public Service Corporations (Water-Sewer Utilities)

FROM: Director, Utilities Division
Arizona Corporation Commission
1200 West Washington Street
Phoenix, Arizona 85007

RE: UTILITIES DIVISION ANNUAL REPORT, CALENDAR YEAR ENDING
DECEMBER 31, 2020

Enclosed is the Utilities Division Annual Report form for the calendar year ending December 31, 2020

All public service corporations must file a Utilities Division Annual Report with the Commission pursuant to the Constitution of the State of Arizona, Article 15, Section 13; Arizona Revised Statutes, Section 40-204; and Commission Rules contained in the Arizona Administrative Code

The Annual Report must be completed and filed by April 15, 2021. Failure to file an Annual Report by this date will result in the issuance of a complaint and order to show cause resulting in administrative fines. If you require additional time to file your Annual Report, you may make a request to the Commission by addressing a letter to:

**Arizona Corporation Commission
Compliance Section - Utilities Division
1200 West Washington Street
Phoenix, Arizona 85007**

However, you must still file the "VERIFICATION AND SWORN STATEMENT" and the "VERIFICATION AND SWORN STATEMENT RESIDENTIAL REVENUE" forms from the back of the Annual Report form by MAY 1, 2020, pursuant to Arizona Revised Statute 40-401.

Mail or deliver the completed Annual Report to:

**Arizona Corporation Commission
Compliance Section - Utilities Division
1200 West Washington Street
Phoenix, Arizona 85007**