

RECEIVED BY EMAIL
04/15/2021, 2:57 PM
ARIZONA CORPORATION COMMISSION
UTILITIES DIVISION

ANNUAL REPORT

Of

Company Name:
c/o Global Water Resources, Inc.
Mailing Address: 21410 N. 19th Ave., Ste. 220
Phoenix AZ
85027
Docket No.: WS-04245A
For the Year Ended:

WATER UTILITY

To

Arizona Corporation Commission

Due on April 15th

Email: Util-Compliance@azcc.gov, mail or deliver the completed Annual Report to:
Arizona Corporation Commission
Compliance Section - Utilities Division
1200 West Washington Street
Phoenix, Arizona 85007

Application Type:
Application Date:

ARIZONA CORPORATION COMMISSION
WATER UTILITY ANNUAL REPORT
Red Rock Utilities, LLC
A Class Utility

For the Calendar Year Ended: 12/31/20

Primary Address:

21410 N. 19th Ave., Suite 220			
City:	Phoenix	State:	Arizona
		Zip Code:	85027

Telephone Number:

Date of Original Organization of Utility:

Person to whom correspondence should be addressed concerning this report:

Name:
Telephone No. :
Address:
City: State: Zip Code:
Email:

Regulatory Contact

Name:
Telephone No. :
Address:
City: State: Zip Code:
Email:

On-Site Manager

Name:
Telephone No. :
Address:
City: State: Zip Code:
Email:

Attorney

Name:
Telephone No. :
Address:
City: State: Zip Code:
Email:

Statutory Agent

Name:
Telephone No. :
Address:
City: State: Zip Code:
Email:

Ownership:

Counties Served:

Important changes during the year

No	For those companies not subject to the affiliated interest rules, has there been a change in ownership or direct control during the year? If yes, please provide specific details in the box below. N/A
----	---

NO	Has the company been notified by any other regulatory authorities during the year, that they are out of compliance? If yes, please provide specific details in the box below. N/A
----	---

Utility Plant in Service (Water)							
Account No.	Description	Beginning Year Original Cost	Current Year Additions	Current Year Retirements	Adjusted Original Cost	Accumulated Depreciation	OCLD (OC less AD)
301	Organization	\$54,296	\$0	\$0	\$54,296	\$0	\$54,296
302	Franchises	69,631	0	0	69,631	0	69,631
303	Land and Land Rights	32,810	0	0	32,810	0	32,810
304	Structures and Improvements	142,938	0	0	142,938	67,235	75,703
305	Collecting & Improving Reservoirs	0	0	0	0	0	0
306	Lake, River, Canal Intakes	0	0	0	0	0	0
307	Wells and Springs	793,820	0	0	793,820	378,174	415,646
308	Infiltration Galleries	0	0	0	0	0	0
309	Supply Mains	0	0	0	0	0	0
310	Power Generation Equipment	51,082	0	0	51,082	37,268	13,814
311	Pumping Equipment	129,140	0	0	129,140	121,511	7,629
320	Water Treatment Equipment	0	0	0	0	0	0
320.1	Water Treatment Plants	641,769	0	0	641,769	269,256	372,513
320.2	Solution Chemical Feeders	4,687	0	0	4,687	1,406	3,281
320.3	Point-of-Use Treatment Devices	0	0	0	0	0	0
330	Distribution Reservoirs and Standpipes	0	0	0	0	0	0
330.1	Storage Tanks	963,964	0	0	963,964	308,854	655,110
330.2	Pressure Tanks	209,570	0	0	209,570	151,274	58,296
331	Transmission and Distribution Mains	2,682,388	203,955	0	2,886,343	603,787	2,282,556
333	Services	639,853	123,467	0	763,320	225,299	538,021
334	Meters and Meter Installations	212,428	2,233	1,477	213,184	156,558	56,626
335	Hydrants	257,781	35,700	0	293,481	54,204	239,278
336	Backflow Prevention Devices	0	0	0	0	0	0
339	Other Plant and Misc. Equipment	651	0	0	651	588	63
340	Office Furniture and Equipment	3,603	54	0	3,657	1,367	2,290
340.1	Computer & Software	13,153	8,186	0	21,339	13,747	7,592
341	Transportation Equipment	1,168	0	0	1,168	461	708
342	Stores Equipment	312	0	0	312	169	144
343	Tools, Shop and Garage Equipment	14,029	0	0	14,029	5,081	8,948
344	Laboratory Equipment	0	0	0	0	0	0
345	Power Operated Equipment	18,224	0	0	18,224	12,301	5,923
346	Communication Equipment	99	0	0	99	73	26
347	Miscellaneous Equipment	16,074	0	0	16,074	10,678	5,396
348	Other Tangible Plant	19,517	3,830	0	23,347	3,119	20,228
	Totals	\$6,972,990	\$377,426	\$1,477	\$7,348,938	\$2,422,411	\$4,926,528

Red Rock Utilities, LLC
Annual Report
Depreciation Expense for the Current Year (Water)
12/31/20

Depreciation Expense for the Current Year (Water)									
Account No.	Description	Beginning Year Original Cost	Current Year Additions	Current Year Retirements	Adjusted Original Cost	Fully Depreciated/Non-depreciable Plant	Depreciable Plant	Depreciation Percentages	Depreciation Expense
301	Organization	\$54,296	\$0	\$0	\$54,296	\$54,296	\$0	0.00%	\$0
302	Franchises	69,631	0	0	69,631	69,631	0	0.00%	0
303	Land and Land Rights	32,810	0	0	32,810	32,810	0	0.00%	0
304	Structures and Improvements	142,938	0	0	142,938	0	142,938	3.33%	4,765
305	Collecting & Improving Reservoirs	0	0	0	0	0	0	0.00%	0
306	Lake, River, Canal Intakes	0	0	0	0	0	0	0.00%	0
307	Wells and Springs	793,820	0	0	793,820	0	793,820	3.33%	26,461
308	Infiltration Galleries	0	0	0	0	0	0	0.00%	0
309	Supply Mains	0	0	0	0	0	0	0.00%	0
310	Power Generation Equipment	51,082	0	0	51,082	0	51,082	5.00%	2,554
311	Pumping Equipment	129,140	0	0	129,140	119,750	9,390	12.50%	1,174
320	Water Treatment Equipment	0	0	0	0	0	0	0.00%	0
320.1	Water Treatment Plants	641,769	0	0	641,769	0	641,769	3.33%	21,392
320.2	Solution Chemical Feeders	4,687	0	0	4,687	0	4,687	20.00%	937
320.3	Point-of-Use Treatment Devices	0	0	0	0	0	0	0.00%	0
330	Distribution Reservoirs and Standpipes	0	0	0	0	0	0	0.00%	0
330.1	Storage Tanks	963,964	0	0	963,964	0	963,964	2.22%	21,421
330.2	Pressure Tanks	209,570	0	0	209,570	0	209,570	5.00%	10,479
331	Transmission and Distribution Mains	2,682,388	203,955	0	2,886,343	0	2,886,343	2.00%	55,579
333	Services	639,853	123,467	0	763,320	0	763,320	3.31%	23,216
334	Meters and Meter Installations	212,428	2,233	1,477	213,184	66,605	146,579	7.42%	10,850
335	Hydrants	257,781	35,700	0	293,481	0	293,481	2.00%	5,508
336	Backflow Prevention Devices	0	0	0	0	0	0	0.00%	0
339	Other Plant and Misc. Equipment	651	0	0	651	0	651	6.67%	43
340	Office Furniture and Equipment	3,603	54	0	3,657	0	3,657	5.55%	201
340.1	Computer & Software	13,153	8,186	0	21,339	0	21,339	12.48%	2,152
341	Transportation Equipment	1,168	0	0	1,168	0	1,168	19.00%	222
342	Stores Equipment	312	0	0	312	0	312	4.00%	12
343	Tools, Shop and Garage Equipment	14,029	0	0	14,029	0	14,029	5.00%	701
344	Laboratory Equipment	0	0	0	0	0	0	0.00%	0
345	Power Operated Equipment	18,224	0	0	18,224	0	18,224	5.00%	911
346	Communication Equipment	99	0	0	99	0	99	7.23%	7
347	Miscellaneous Equipment	16,074	0	0	16,074	0	16,074	10.00%	1,607
348	Other Tangible Plant	19,517	3,830	0	23,347	0	23,347	10.00%	2,143
	Subtotal	\$6,972,990	\$377,426	\$1,477	\$7,348,938	\$343,093	\$7,005,845		\$192,337

Contribution(s) in Aid of Construction (Gross)	\$3,188,728
Less: Non Amortizable Contribution(s)	0
Fully Amortized Contribution(s)	0
Amortizable Contribution(s)	\$3,188,728
Times: Proposed Amortization Rate	3.24%
Amortization of CIAC	\$103,243

Less: Amortization of CIAC **\$103,243**

DEPRECIATION EXPENSE \$89,094

Red Rock Utilities, LLC
Annual Report
Balance Sheet Assets
12/31/20

Balance Sheet Assets				
	Assets		Balance at Beginning of Year (2020)	Balance at End of Year (2020)
Account No.	Current and Accrued Assets			
131	Cash		\$0	\$0
132	Special Deposits		0	0
133	Other Special Deposits		0	0
134	Working Funds		0	0
135	Temporary Cash Investments		0	0
141	Customer Accounts Receivable		10,969	22,678
142	Other Accounts Receivable		0	0
143	Accumulated Provision for Uncollectable Accounts		(1,658)	(3,552)
146	Notes Receivable from Associated Companies		2,673	0
151	Plant Material and Supplies		0	0
162	Prepayments		575	0
173	Accrued Utility Revenue		30,344	32,765
174	Miscellaneous Current and Accrued Assets		0	0
	Total Current and Accrued Assets		\$42,903	\$51,892
	Deferred Debits			
186.1	Deferred Rate Case Expense		\$0	\$0
190	Accumulated Deferred Income Taxes		0	0
	Total Deferred Debits		\$0	\$0
Account No.	Fixed Assets			
101	Utility Plant in Service*		\$6,972,990	\$7,348,938
103	Property Held for Future Use		0	0
105	Construction Work in Progress		748,441	749,231
108	Accumulated Depreciation (enter as negative)*		(2,231,177)	(2,422,411)
121	Non-Utility Property		0	0
122	Accumulated Depreciation - Non Utility		0	0
	Total Fixed Assets		\$5,490,254	\$5,675,759
	Other Fixed Assets			
114	Utility Plant Acquisition Adjustments		\$1,932,706	\$1,932,706
	Total Other Fixed Assets		\$1,932,706	\$1,932,706
	Total Assets		\$7,465,863	\$7,660,357

*Note these items feed automatically from AR3 UPIS Page 4

Red Rock Utilities, LLC
Annual Report
Balance Sheet Liabilities and Owners Equity

Balance Sheet Liabilities and Owners Equity				
	Liabilities		Balance at Beginning of Year (2020)	Balance at End of Year (2020)
Account No.	Current Liabilities			
231	Accounts Payable		\$9,390	\$1,040
232	Notes Payable (Current Portion)		0	0
234	Notes Payable to Associated Companies		0	0
235	Customer Deposits		55,830	60,971
236	Accrued Taxes, Income Taxes		2,682	3,029
237	Accrued Interest		8,281	8,079
241	Miscellaneous Current and Accrued Liabilities		9,612	8,149
242	Miscellaneous Current and Accrued Liabilities		0	0
	Total Current Liabilities		\$85,795	\$81,267
	Long Term Debt			
224	Long Term Debt (Notes and Bonds)		\$0	\$0
	Deferred Credits			
251	Unamortized Premium on Debt		\$0	\$0
252	Advances in Aid of Construction		1,005,185	1,529,720
253	Other Deferred Credits		0	4,000
255	Accumulated Deferred Investment Tax Credits		0	0
271	Contributions in Aid of Construction		3,188,728	3,188,728
272	Less: Amortization of Contributions		(171,471)	(274,714)
281	Accumulated Deferred Income Tax		487,299	362,460
	Total Deferred Credits		\$4,509,741	\$4,810,193
	Total Liabilities		\$4,595,536	\$4,891,461
	Capital Accounts			
201	Common Stock Issued		\$0	\$0
211	Other Paid-In Capital		3,396,948	3,291,190
215	Retained Earnings		(526,621)	(522,293)
218	Proprietary Capital (Sole Props and Partnerships)		0	0
	Total Capital		\$2,870,327	\$2,768,896
	Total Liabilities and Capital		\$7,465,863	\$7,660,357

Note: Total liabilities and Capital must match total assets for the beginning and end of the year!

Red Rock Utilities, LLC
Annual Report
Water Comparative Income Statement
12/31/20

Water Comparative Income Statement			
Account No.	Calendar Year	Current Year 01/01/2020 - 12/31/2020	Last Year 01/01/2019 - 12/31/2019
	Operating Revenue		
461	Metered Water Revenue	\$479,508	\$422,275
460	Unmetered Water Revenue	0	0
462	Fire Protection Revenue	0	0
469	Guaranteed Revenues (Surcharges)	0	0
471	Miscellaneous Service Revenues	0	0
474	Other Water Revenue	4,806	8,142
	Total Revenues	\$484,314	\$430,418
	Operating Expenses		
601	Salaries and Wages	\$217,607	\$176,939
604	Employee Pensions and Benefits	17,230	14,673
610	Purchased Water	0	0
615	Purchased Power	26,984	23,891
616	Fuel for Power Production	0	0
618	Chemicals	7,343	3,254
620	Materials and Supplies	797	1,224
620.1	Repairs and Maintenance	11,195	6,345
620.2	Office Supplies and Expense	7,294	7,077
630	Contractual Services	0	0
631	Contractual Services - Engineering	0	0
632	Contractual Services - Accounting	12,835	14,480
633	Contractual Services - Legal	6,718	11,491
634	Contractual Services - Management Fees	0	31,928
635	Contractual Services - Water Testing	1,880	6,252
636	Contractual Services - Other	28,137	10,145
640	Rents	0	0
641	Rental of Building/Real Property	3,367	3,550
642	Rental of Equipment	143	164
650	Transportation Expenses	716	2,035
656	Insurance - Vehicles	0	0
657	Insurance - General Liability	9,004	12,130
658	Insurance - Worker's Comp	1,735	1,856
657.1	Insurance - Health and Life	0	0
660	Advertising	207	301
665	Regulatory Commission Expense - Rate	0	0
667	Regulatory Commission Expense - Other	1,012	1,802
670	Bad Debt Expense	2,530	1,374
675	Miscellaneous Expense	30,255	25,923
403	Depreciation Expense (From Schedule AR4)	89,094	126,191
408	Taxes Other Than Income	3,814	4,007
408.11	Property Taxes	218	(284)
408.12	Payroll Taxes	12,656	10,871
409	Income Taxes	2,354	(30,570)
427.1	Customer Security Deposit Interest	2,430	2,917
	Total Operating Expenses	\$497,555	\$469,966
	Operating Income / (Loss)	(\$13,241)	(\$39,548)
	Other Income / (Expense)		
414	Gain/Loss on Dispositions	(\$374)	(\$434)
419	Interest and Dividend Income	0	0
421	Non-Utility Income	20,000	(149)
426	Miscellaneous Non-Utility (Expense)	(34)	(37)
427	Interest (Expense)	(2,024)	(3,404)
	Total Other Income / (Expense)	\$17,569	(\$4,024)
	Net Income / (Loss)	\$4,328	(\$43,572)

Red Rock Utilities, LLC
 Annual Report
 Full time equivalent employees
 12/31/20

Full time equivalent employees

	Direct Company	Allocated	Outside service	Total
President	0.0	0.0	0.0	0.0
Vice-president	0.0	0.1	0.0	0.1
Manager	0.0	0.0	0.0	0.0
Engineering Staff	0.0	0.1	0.0	0.1
System Operator(s)	0.0	1.4	0.0	1.4
Meter reader	0.0	0.0	0.0	0.0
Customer Service	0.0	0.1	0.0	0.1
Accounting	0.0	0.2	0.0	0.2
Business Office	0.0	0.0	0.0	0.0
Rates Department	0.0	0.3	0.0	0.3
Administrative Staff	0.0	0.0	0.0	0.0
Other	0.0	0.0	0.0	0.0
Total	0.0	2.3	0.0	2.3

Supplemental Financial Data (Long-Term Debt)				
	Loan #1	Loan #2	Loan #3	Loan #4
Date Issued	N/A	N/A	N/A	N/A
Source of Loan	N/A	N/A	N/A	N/A
ACC Decision No.	N/A	N/A	N/A	N/A
Reason for Loan	N/A	N/A	N/A	N/A
Dollar Amt. Issued	N/A	N/A	N/A	N/A
Amount Outstanding	N/A	N/A	N/A	N/A
Date of Maturity	N/A	N/A	N/A	N/A
Interest Rate	N/A	N/A	N/A	N/A
Current Year Interest	N/A	N/A	N/A	N/A
Current Year Principal	N/A	N/A	N/A	N/A

Meter Deposit Balance at Test Year End:	\$70,586
---	----------

Meter Deposits Refunded During the Test Year:	\$14,534
---	----------

<i>List all bonds, notes, loans, and other types of indebtedness in which the proceeds were used in the provision of public utility service. Indebtedness incurred for personal uses by the owner of the utility should <u>not</u> be listed. Input 0 or none if there is nothing to report for that cell.</i>

Well and Water Usage

Name of the System:											RED ROCK UTILITIES		
ADEQ Public Water System Number:											AZ0411160		
ADWR PCC Number:											91-000823.0000		
Well registry 55# (55-XXXXXX):	Pump Horsepower	Pump Yield (gpm)	Casing Depth (feet)	Casing Diameter (inches)	Pump Motor Type **	Year Drilled	Water level 2010	Water level 2020	Meter Size (inches)	How measured:	Active		
55-599556	75	750	800	16"	Turbine	2003	NA	190	6"	Metered	Yes		
55-599557	75	750	900	16"	Turbine	2003	NA	179	6"	Metered	Yes		
0	0	0	0	0	0	0	0	0	0	0	0		
0	0	0	0	0	0	0	0	0	0	0	0		
0	0	0	0	0	0	0	0	0	0	0	0		
0	0	0	0	0	0	0	0	0	0	0	0		
0	0	0	0	0	0	0	0	0	0	0	0		
0	0	0	0	0	0	0	0	0	0	0	0		
0	0	0	0	0	0	0	0	0	0	0	0		
0	0	0	0	0	0	0	0	0	0	0	0		
0	0	0	0	0	0	0	0	0	0	0	0		
0	0	0	0	0	0	0	0	0	0	0	0		
0	0	0	0	0	0	0	0	0	0	0	0		
0	0	0	0	0	0	0	0	0	0	0	0		
0	0	0	0	0	0	0	0	0	0	0	0		
0	0	0	0	0	0	0	0	0	0	0	0		
0	0	0	0	0	0	0	0	0	0	0	0		
0	0	0	0	0	0	0	0	0	0	0	0		
0	0	0	0	0	0	0	0	0	0	0	0		
0	0	0	0	0	0	0	0	0	0	0	0		

Name of system water delivered to:		NA
ADWR PCC Number:		NA
Source of water delivered to another system		NA
Name of system water received from:		NA
ADWR PCC Number:		NA
Source of water received		NA
Well registry 55# (55-XXXXXX):		NA

Month	Water withdrawn (gallons) ¹	Water sold (gallons) ²	Water delivered (sold) to other systems (gallons) ³	Water received (purchased) from other systems (gallons) ⁴	Estimated authorized use (gallons) ⁵	Purchased Power Expense ⁶	Purchased Power (kWh) ⁷
January	4,566,000.00	3,640,262.00	0.00	0.00	225.00	\$1,945	11,555
February	6,466,000.00	4,407,524.00	0.00	0.00	450.00	2,374	16,827
March	4,257,000.00	5,918,330.00	0.00	0.00	300.00	2,023	12,640
April	6,120,000.00	4,568,900.00	0.00	0.00	225.00	2,155	13,575
May	6,215,000.00	5,300,795.00	0.00	0.00	300.00	2,199	14,517
June	6,205,000.00	6,676,945.00	0.00	0.00	225.00	2,048	15,900
July	7,282,000.00	5,788,307.00	0.00	0.00	300.00	2,534	18,196
August	6,802,000.00	6,091,604.00	0.00	0.00	3,114.00	2,483	17,882
September	6,814,000.00	7,003,236.00	0.00	0.00	225.00	2,416	16,848
October	6,640,000.00	6,019,441.00	0.00	0.00	300.00	2,282	15,650
November	5,053,000.00	5,946,223.00	0.00	0.00	225.00	2,201	14,366
December	5,446,000.00	5,918,330.00	0.00	0.00	300.00	2,026	12,859
Totals	71,866,000.00	67,279,897.00	0.00	0.00	6,189.00	\$26,686	180,815

If applicable, in the space below please provide a description for all un-metered water use along with amounts:
 Estimated authorized use: System/ Hydrant Flushing = 2,814 Flushing for Compliance Samples = 3,375

- 1 Water withdrawn - Total gallons of water withdrawn from pumped sources.
- 2 Water sold - Total gallons from customer meters, and other sales such as construction water.
- 3 Water delivered (sold) to other systems - Total gallons of water delivered to other systems.
- 4 Water received (purchased) from other systems - Total gallons of water purchased/received from other systems.
- 5 Estimated authorized use - Total estimated gallons from authorized metered or unmetered use. Authorized uses such as flushing (mains, services and hydrants) draining/cleaning tanks, process, construction, fire fighting, etc. Non-authorized use (real losses) are service line breaks and leaks, water main breaks, meter inaccuracies and theft.
- 6 Enter the total purchased power costs for the power meters associated with this system.
- 7 Enter the total purchased kWh used by the power meters associated with this system.

Water Utility Plant Description			
Name of the System:	Red Rock		
ADEQ Public Water System Number:	AZ0411160		
ADWR PCC Number:	91-000823.0000		

MAINS		
Sizes (inches)	Material	Length (feet)
6.00	PVC C900	142
8.00	PVC C900	39,100
12.00	PVC C900	13,100
6.00	Ductile Iron	2,130
NA	NA	0
NA	NA	0
NA	NA	0
NA	NA	0
NA	NA	0
NA	NA	0
NA	NA	0
NA	NA	0
NA	NA	0
NA	NA	0
NA	NA	0

CUSTOMER METERS			
Size (inches)	Quantity	Percent over 1,000,000 gallons	Percent over 10 years old
5/8 X 3/4	870	11%	63%
0.75	0	0%	0%
1	8	38%	38%
1.5	1	0%	0%
2	21	38%	29%
3	4	100%	100%
NA	0	0%	0%
NA	0	0%	0%
NA	0	0%	0%
NA	0	0%	0%
NA	0	0%	0%
NA	0	0%	0%
NA	0	0%	0%
NA	0	0%	0%
NA	0	0%	0%
NA	0	0%	0%
NA	0	0%	0%
NA	0	0%	0%
NA	0	0%	0%

SERVICE LINES			
Material	Percent of system	Year installed	
Copper	100%	005-2019	
NA	0%	0	
NA	0%	0	
NA	0%	0	
NA	0%	0	

BOOSTER PUMPS			
Horsepower	GPM	Quantity	
7.5	100	1	
20	200	1	
50	600	2	
0	0	0	

FIRE HYDRANTS	
Type	Quantity
Standard *	85
Other	0

STORAGE TANKS			
Capacity (gallons)	Material	Quantity	Year installed
900,000	Steel	1	2005
0	0	0	0
0	0	0	0
0	0	0	0
0	0	0	0
0	0	0	0

PRESSURE/BLADDER TANKS			
Capacity (gallons)	Material	Quantity	Year installed
5,000	Steel	2	2005
0	0	0	0
0	0	0	0
0	0	0	0
0	0	0	0
0	0	0	0
0	0	0	0

* A standard fire hydrant has two 2.5 inch hose connection nozzles with 7.5 threads per inch, and one 4.5 inch pumper connection nozzle with 4 threads per inch.

Water Utility Plant Description (Continued)
--

For the following three items, list the utility owned assets in each category for each system.

TREATMENT EQUIPMENT:	Ion Exchange/Removal. Water treatment plant for Nitrate removal / remediation an ion exchange process at well #1, Chlorination for disinfection
-----------------------------	---

STRUCTURES:	Cl2 Building, Block Wall at water distribution center and well site
--------------------	---

OTHER:	Toyota Tacoma x 1
---------------	-------------------

Provide a calculation used to determine the value of one water equivalent residential connection (ERC).

Use one of the following methods:

- (a) If actual flow data are available from the preceding 12 months, divide the total annual single family residence (SFR) gallons sold by the average number of single family residence customers for the same period and divide the result by 365
- (b) If no historical flow data are available, use:
 $ERC = (\text{Total SFR gallons sold (Omit 000)} / 365 \text{ days} / 350 \text{ gallons per day})$

ERC	170
Method used:	(a)

Customer and Other Information	
Name of the System:	RED ROCK UTILITIES
ADEQ Public Water System Number:	AZ0411160
ADWR PCC Number:	91-000823.0000

Month	Number of Customers				
	Single-Family	Multi-Family	Commercial	Turf/Irrigation	Other Non-Residential
January	870	0	6	21	0
February	867	0	8	21	0
March	865	0	10	21	0
April	865	0	10	21	0
May	865	0	9	21	0
June	865	0	9	21	0
July	865	0	9	21	0
August	867	0	9	21	0
September	867	0	9	21	0
October	867	0	9	21	0
November	867	0	9	21	0
December	870	0	6	21	0

If the system has fire hydrants, what is the fire flow requirements? GPM for hrs.

Does the system have chlorination treatment?

Does the Company have an ADWR Gallons Per Capita Per Day (GPCPD) requirement?
 If yes, provide the GPCPD amount:

Is the Water Utility located in an ADWR Active Management Area (AMA)?
 If yes, which AMA?

What is the present system connection capacity (in ERCs *) using existing lines?

What is the future system connection capacity (in ERCs *) upon service area buildout?

Describe any plans and estimated completion dates for any enlargements or improvements of this system.

* an ERC is based on the calculation on the bottom of AR9 page 12.

Red Rock Utilities, LLC
 Annual Report
 Utility Shutoffs / Disconnects
 12/31/20

Utility Shutoffs / Disconnects	
Name of the System:	RED ROCK UTILITIES
ADEQ Public Water System Number:	AZ0411160
ADWR PCC Number:	91-000823.0000

Month	Termination without Notice R14-2-410.B	Termination with Notice R14-2-410.C	Other
January	0	0	0
February	0	0	0
March	0	5	0
April	0	0	0
May	0	0	0
June	0	0	0
July	0	0	0
August	0	0	0
September	0	0	0
October	0	0	0
November	0	0	0
December	0	0	0
Total	0	5	0

Other (description):

Instructions: Fill out the Grey Cells with the relevent information. Input 0 or none if there is nothing recorded in that account or there is no applicable information to report.

Red Rock Utilities, LLC
Annual Report
Property Taxes
12/31/20

Property Taxes	
----------------	--

Amount of actual property taxes paid during Calendar Year 2020 was	
--	--

	\$215
--	-------

If no property taxes paid, explain why.

N/A

Instructions: Fill out the Grey Cells with the relevant information. Input 0 or none if there is nothing recorded in that account or there is no applicable information to report.

Verification and Sworn Statement (Taxes)

Verification: State of Arizona I, the undersigned of the
(state name)

County of (county name): Maricopa
Name (owner or official) title: Joanne Ellsworth
Company name: Red Rock Utilities, LLC

DO SAY THAT THIS ANNUAL UTILITY PROPERTY TAX AND SALES TAX REPORT TO THE ARIZONA CORPORATION COMMISSION.

FOR THE YEAR ENDING: 12/31/20

HAS BEEN PREPARED UNDER MY DIRECTION, FROM THE ORIGINAL BOOKS, PAPERS AND RECORDS OF SAID UTILITY; THAT I HAVE CAREFULLY EXAMINED THE SAME, AND DECLARE THE SAME TO BE A COMPLETE AND CORRECT STATEMENT OF BUSINESS AND AFFAIRS OF SAID UTILITY FOR THE PERIOD COVERED BY THIS REPORT IN RESPECT TO EACH AND EVERY MATTER AND THING SET FORTH, TO THE BEST OF MY KNOWLEDGE, INFORMATION AND BELIEF.

Sworn Statement: I HEREBY ATTEST THAT ALL PROPERTY TAXES FOR SAID COMPANY ARE CURRENT AND PAID IN FULL.

I HEREBY ATTEST THAT ALL SALES TAXES FOR SAID COMPANY ARE CURRENT AND PAID IN FULL.

Joanne Ellsworth
signature of owner/official

480-999-5247
telephone no.

SUBSCRIBED AND SWORN TO BEFORE ME A NOTARY PUBLIC
IN AND FOR THE COUNTY

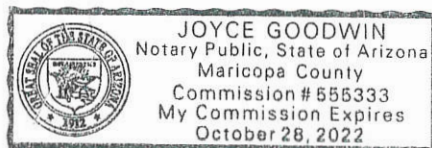
MARICOPA
(county name)

THIS 15th DAY OF

April, 2021
(month) and (year)

MY COMMISSION EXPIRES

October 28, 2022
(date)



[Signature]
(signature of notary public)

Verification and Sworn Statement

Verification:

State of Arizona I, the undersigned of the
(state name)
County of (county name): Maricopa
Name (owner or official) title: Joanne Ellsworth
Company name: Red Rock Utilities, LLC

DO SAY THAT THIS ANNUAL UTILITY PROPERTY TAX AND SALES TAX REPORT TO THE ARIZONA CORPORATION COMMISSION.

FOR THE YEAR ENDING: 12/31/20

HAS BEEN PREPARED UNDER MY DIRECTION, FROM THE ORIGINAL BOOKS, PAPERS AND RECORDS OF SAID UTILITY; THAT I HAVE CAREFULLY EXAMINED THE SAME, AND DECLARE THE SAME TO BE A COMPLETE AND CORRECT STATEMENT OF BUSINESS AND AFFAIRS OF SAID UTILITY FOR THE PERIOD COVERED BY THIS REPORT IN RESPECT TO EACH AND EVERY MATTER AND THING SET FORTH, TO THE BEST OF MY KNOWLEDGE, INFORMATION AND BELIEF.

Sworn Statement: IN ACCORDANCE WITH THE REQUIREMENTS OF TITLE 40, ARTICLE 8, SECTION 40-401, ARIZONA REVISED STATUTES, IT IS HEREIN REPORTED THAT THE GROSS OPERATING REVENUE OF SAID UTILITY DERIVED FROM ARIZONA INTRASTATE UTILITY OPERATIONS DURING THE CALENDAR YEAR WAS:

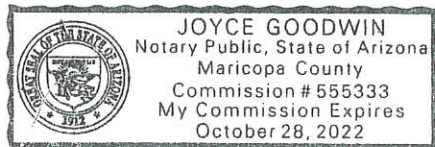
Arizona Intrastate Gross Operating Revenues Only (\$)
\$520,319
(The amount in the box above includes
\$36,005 in sales taxes
billed or collected)

Joanne Ellsworth
signature of owner/official
480-999-5247
telephone no.

SUBSCRIBED AND SWORN TO BEFORE ME A NOTARY PUBLIC
IN AND FOR THE COUNTY

THIS 15th DAY OF MARICOPA
(month) and (year)

MY COMMISSION EXPIRES October 28, 2022
(date)



[Signature]
(signature of notary public)

Verification and Sworn Statement (Residential Revenue)

Verification:

State of Arizona I, the undersigned of the
(state name)

County of (county name): Maricopa
Name (owner or official) title: Joanne Ellsworth
Company name: Red Rock Utilities, LLC

DO SAY THAT THIS ANNUAL UTILITY PROPERTY TAX AND SALES TAX REPORT TO THE ARIZONA CORPORATION COMMISSION.

FOR THE YEAR ENDING: 12/31/20

HAS BEEN PREPARED UNDER MY DIRECTION, FROM THE ORIGINAL BOOKS, PAPERS AND RECORDS OF SAID UTILITY; THAT I HAVE CAREFULLY EXAMINED THE SAME, AND DECLARE THE SAME TO BE A COMPLETE AND CORRECT STATEMENT OF BUSINESS AND AFFAIRS OF SAID UTILITY FOR THE PERIOD COVERED BY THIS REPORT IN RESPECT TO EACH AND EVERY MATTER AND THING SET FORTH, TO THE BEST OF MY KNOWLEDGE, INFORMATION AND BELIEF.

Sworn Statement: IN ACCORDANCE WITH THE REQUIREMENTS OF TITLE 40, ARTICLE 8, SECTION 40-401, ARIZONA REVISED STATUTES, IT IS HEREIN REPORTED THAT THE GROSS OPERATING REVENUE OF SAID UTILITY DERIVED FROM ARIZONA INTRASTATE UTILITY OPERATIONS RECEIVED FROM RESIDENTIAL CUSTOMERS DURING THE CALENDAR YEAR WAS:

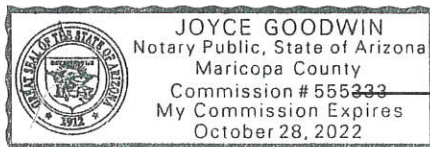
Arizona Intrastate Gross Operating Revenues Only (\$)
\$440,933
(The amount in the box above includes
\$30,511 in sales taxes
billed or collected)

Joanne Ellsworth
signature of owner/official
480-999-5247
telephone no.

SUBSCRIBED AND SWORN TO BEFORE ME A NOTARY PUBLIC
IN AND FOR THE COUNTY MARICOPA
(county name)

THIS 15th DAY OF April, 2021
(month) and (year)

MY COMMISSION EXPIRES October 28, 2022
(date)



[Signature]
(signature of notary public)