

RECEIVED BY MAIL
4/15/2021, 3:00 PM
ARIZONA CORPORATION COMMISSION
UTILITIES DIVISION

ANNUAL REPORT

Of

Company Name:
2200 E. River Rd., Ste. 115

Mailing Address: Tucson AZ
85718

Docket No.:
For the Year Ended:

WASTEWATER UTILITY

To

Arizona Corporation Commission

Due on April 15th

Email: Util-Compliance@azcc.gov, mail or deliver the completed Annual Report to:
Arizona Corporation Commission
Compliance Section - Utilities Division
1200 West Washington Street
Phoenix, Arizona 85007

Application Type:
Application Date:

ARIZONA CORPORATION COMMISSION
WASTEWATER UTILITY ANNUAL REPORT
Red Rock Utilities, LLC
A Class Utility

For the Calendar Year Ended: 12/31/20

Primary Address:
City: State: Zip Code:

Telephone Number:

Date of Original Organization of Utility:

Person to whom correspondence should be addressed concerning this report:

Name:
Telephone No. :
Address:
City: State: Zip Code:
Email:

Regulatory Contact

Name:
Telephone No. :
Address:
City: State: Zip Code:
Email:

On-Site Manager

Name:
Telephone No. :
Address:
City: State: Zip Code:
Email:

Attorney

Name:
Telephone No. :
Address:
City: State: Zip Code:
Email:

Statutory Agent

Name:
Telephone No. :
Address:
City: State: Zip Code:
Email:

Ownership:

Counties Served:

Important changes during the year

No	For those companies not subject to the affiliated interest rules, has there been a change in ownership or direct control during the year?
	If yes, please provide specific details in the box below.
	N/A

No	Has the company been notified by any other regulatory authorities during the year, that they are out of compliance?
	If yes, please provide specific details in the box below.
	N/A

Utility Plant in Service (Wastewater)							
Account No.	Description	Beginning Year Original Cost	Current Year Additions	Current Year Retirements	Adjusted Original Cost	Accumulated Depreciation	OCLD (OC less AD)
351	Organization	\$11,982	\$0	\$0	\$11,982	\$0	\$11,982
352	Franchises	59,751	0	0	59,751	0	59,751
353	Land and Land Rights	6,539	0	0	6,539	0	6,539
354	Structures and Improvements	3,083,592	0	26,578	3,057,015	1,470,922	1,586,093
355	Power Generation Equipment	31,432	0	0	31,432	21,217	10,215
360	Collections Wastewater - Force	0	0	0	0	0	0
361	Collections Wastewater - Gravity	6,643,734	145,998	0	6,789,732	1,500,936	5,288,795
362	Special Collecting Structures	128,020	0	0	128,020	5,761	122,259
363	Services to Customers	0	228,180	0	228,180	2,282	225,898
364	Flow Measuring Devices	0	2,661	1,326	1,335	133	1,202
365	Flow Measuring Installations	0	0	0	0	0	0
366	Reuse Services	45,372	0	0	45,372	7,634	37,738
367	Reuse Meters & Meter Installations	0	0	0	0	0	0
370	Receiving Wells	0	0	0	0	0	0
371	Pumping Equipment	125,291	89,988	16,514	198,765	50,732	148,034
374	Reuse Distribution Reservoirs	286,531	0	0	286,531	85,626	200,905
375	Reuse Trans. And Distr. Equipment	778,097	0	5,962	772,135	188,451	583,684
380	Treatment and Disposal Equipment	2,628,274	201,303	23,160	2,806,417	1,549,533	1,256,884
381	Plant Sewers	0	0	0	0	0	0
382	Outfall Sewer Lines	0	0	0	0	0	0
389	Other Plant and Misc. Equipment	1,363	0	0	1,363	136	1,227
390	Office Furniture and Equipment	12,850	53	0	12,903	9,931	2,972
390.1	Computer & Software	13,511	29,540	0	43,051	15,176	27,874
391	Transportation Equipment	38,164	0	0	38,164	11,562	26,602
392	Stores Equipment	0	0	0	0	0	0
393	Tools, Shop and Garage Equipment	0	0	0	0	0	0
394	Laboratory Equipment	7,327	0	0	7,327	3,025	4,303
395	Power Operated Equipment	0	0	0	0	19	(19)
396	Communication Equipment	976	0	0	976	951	25
397	Miscellaneous Equipment	4,413	0	0	4,413	662	3,751
398	Other Tangible Plant	60,145	11,698	0	71,843	19,903	51,940
	Totals	\$13,967,364	\$709,421	\$73,541	\$14,603,244	\$4,944,591	\$9,658,654

Instructions: Fill out the Grey Cells with the relevant information. Input 0 or none if there is nothing recorded in that account or there is no applicable information to report.

Red Rock Utilities, LLC
Annual Report
Depreciation Expense for the Current Year (Wastewater)
12/31/20

Depreciation Expense for the Current Year (Wastewater)								
Account No.	Description	Beginning Year Original Cost	Current Year Additions	Current Year Retirements	Adjusted Original Cost	Fully Depreciated/Non-depreciable Plant	Depreciation Percentages	Depreciation Expense
351	Organization	\$11,982	\$0	\$0	\$11,982	\$11,982	0.00%	\$0
352	Franchises	59,751	0	0	59,751	59,751	0.00%	0
353	Land and Land Rights	6,539	0	0	6,539	6,539	0.00%	0
354	Structures and Improvements	3,083,592	0	26,578	3,057,015	0	3.35%	102,775
355	Power Generation Equipment	31,432	0	0	31,432	0	5.00%	1,572
360	Collections Wastewater - Force	0	0	0	0	0	0.00%	0
361	Collections Wastewater - Gravity	6,643,734	145,998	0	6,789,732	0	2.00%	134,345
362	Special Collecting Structures	128,020	0	0	128,020	0	2.00%	2,560
363	Services to Customers	0	228,180	0	228,180	0	2.00%	2,282
364	Flow Measuring Devices	0	2,661	1,326	1,335	0	19.94%	133
365	Flow Measuring Installations	0	0	0	0	0	0.00%	0
366	Reuse Services	45,372	0	0	45,372	0	1.95%	886
367	Reuse Meters & Meter Installations	0	0	0	0	0	0.00%	0
370	Receiving Wells	0	0	0	0	0	0.00%	0
371	Pumping Equipment	125,291	89,988	16,514	198,765	6,344	12.80%	19,926
374	Reuse Distribution Reservoirs	286,531	0	0	286,531	0	2.50%	7,163
375	Reuse Trans. And Distr. Equipment	778,097	0	5,962	772,135	0	2.56%	19,825
380	Treatment and Disposal Equipment	2,628,274	201,303	23,160	2,806,417	0	5.02%	136,399
381	Plant Sewers	0	0	0	0	0	0.00%	0
382	Outfall Sewer Lines	0	0	0	0	0	0.00%	0
389	Other Plant and Misc. Equipment	1,363	0	0	1,363	0	6.67%	91
390	Office Furniture and Equipment	12,850	53	0	12,903	0	6.41%	826
390.1	Computer & Software	13,511	29,540	0	43,051	0	14.35%	4,059
391	Transportation Equipment	38,164	0	0	38,164	0	19.99%	7,630
392	Stores Equipment	0	0	0	0	0	0.00%	0
393	Tools, Shop and Garage Equipment	0	0	0	0	0	0.00%	0
394	Laboratory Equipment	7,327	0	0	7,327	158	10.00%	717
395	Power Operated Equipment	0	0	0	0	0	0.00%	0
396	Communication Equipment	976	0	0	976	882	7.52%	7
397	Miscellaneous Equipment	4,413	0	0	4,413	0	10.00%	441
398	Other Tangible Plant	60,145	11,698	0	71,843	0	10.19%	6,724
	Subtotal	\$13,967,364	\$709,421	\$73,541	\$14,603,244	\$85,655		\$448,362

Contribution(s) in Aid of Construction (Gross)	\$6,484,565
Less: Non Amortizable Contribution(s)	0
Fully Amortized Contribution(s)	0
Amortizable Contribution(s)	\$6,484,565
Times: Proposed Amortization Rate	2.49%
Amortization of CIAC	\$161,619
Less: Amortization of CIAC	\$161,619
DEPRECIATION EXPENSE	\$286,743

Instructions: Fill out the Grey Cells with the relevant information. Input 0 or none if there is nothing recorded in that account or there is no applicable information to report.

Balance Sheet Assets				
	Assets		Balance at Beginning of Year (2020)	Balance at End of Year (2020)
Account No.	Current and Accrued Assets			
131	Cash		\$0	\$0
132	Special Deposits		0	0
133	Other Special Deposits		128,020	128,020
134	Working Funds		0	0
135	Temporary Cash Investments		0	0
141	Customer Accounts Receivable		24,677	43,264
142	Other Accounts Receivable		0	0
143	Accumulated Provision for Uncollectable Accounts		(4,394)	(10,341)
146	Notes Receivable from Associated Companies		12,518	0
151	Plant Material and Supplies		0	0
162	Prepayments		373	0
173	Accrued Utility Revenue		31,738	32,257
174	Miscellaneous Current and Accrued Assets		0	0
	Total Current and Accrued Assets		\$192,932	\$193,200
	Deferred Debits			
186.1	Deferred Rate Case Expense		\$0	0
190	Accumulated Deferred Income Taxes		0	0
	Total Deferred Debits		\$0	\$0
	Fixed Assets			
101	Utility Plant in Service*		\$13,967,364	\$14,603,244
103	Property Held for Future Use		0	0
105	Construction Work in Progress		52,967	19,757
108	Accumulated Depreciation (enter as negative)*		(4,567,948)	(4,944,591)
121	Non-Utility Property		0	0
122	Accumulated Depreciation - Non Utility		0	0
	Total Fixed Assets		\$9,452,383	\$9,678,411
	Other Fixed Assets			
114	Utility Plant Acquisition Adjustments		\$916,207	\$916,207
	Total Other Fixed Assets		\$916,207	\$916,207
	Total Assets		\$10,561,522	\$10,787,818

Instructions: Fill out the Grey Cells with the relevant information. Input 0 or none if there is nothing recorded in that account or there is no applicable information to report.

Note these items feed automatically from the adjusted end of year balance from AR4.

Red Rock Utilities, LLC
Annual Report
Balance Sheet Liabilities and Owners Equity

Balance Sheet Liabilities and Owners Equity				
	Liabilities		Balance at Beginning of Year (2020)	Balance at End of Year (2020)
Account No.	Current Liabilities			
231	Accounts Payable		\$32,454	\$982
232	Notes Payable (Current Portion)		0	0
234	Notes Payable to Associated Companies		0	0
235	Customer Deposits		0	0
236	Accrued Taxes		27,142	33,886
237	Accrued Interest		0	0
241	Miscellaneous Current and Accrued Liabilities		84,242	38,858
253	Other Deferred Credits		0	0
	Total Current Liabilities		\$143,837	\$73,726
	Long Term Debt			
224	Long Term Debt (Notes and Bonds)		\$0	\$0
	Total Long Term Debt		\$0	\$0
	Deferred Credits			
252	Advances in Aid of Construction		\$394,890	\$948,113
253	Other Deferred Credits		128,020	128,020
255	Accumulated Deferred Investment Tax Credits		0	0
271	Contributions in Aid of Construction		6,484,565	6,484,565
272	Less: Amortization of Contributions		(313,789)	(475,408)
281	Accumulated Deferred Income Tax		766,863	612,473
	Total Deferred Credits		\$7,460,549	\$7,697,763
	Total Liabilities		\$7,604,386	\$7,771,490
	Capital Accounts			
201	Common Stock Issued		\$0	\$0
211	Other Paid-In Capital		3,624,809	3,624,690
215	Retained Earnings		(667,674)	(608,362)
218	Proprietary Capital (Sole Props and Partnerships)		0	0
	Total Capital		\$2,957,135	\$3,016,328
	Total Liabilities and Capital		\$10,561,522	\$10,787,818

Instructions: Fill out the Grey Cells with the relevant information. Input 0 or none if there is nothing recorded in that account or there is no applicable information to report.

Note: Total liabilities and Capital must match total assets for the beginning and end of the year!

Wastewater Comparative Income Statement			
Account No.	Calendar Year	Current Year 01/01/2020 -	Last Year 01/01/2019 -
	Operating Revenue		
521	Flat Rate Revenues	\$967,298	\$859,121
522	Measured Revenues	12,985	13,869
534	Rents from Wastewater Property	0	0
536	Other Wastewater Revenues	469	3,150
	Total Revenues	\$980,752	\$876,140
	Operating Expenses		
701	Salaries and Wages	\$206,951	\$171,109
704	Employee Pensions and Benefits	16,239	14,225
710	Purchased Wastewater Treatment	0	0
711	Sludge Removal Expense	10,313	10,972
715	Purchased Power	72,072	63,883
716	Fuel for Power Production	0	0
718	Chemicals	8,232	11,009
720	Materials and Supplies	10,388	18,070
720.1	Repairs and Maintenance	41,014	24,602
720.2	Office Supplies and Expense	0	0
721	Office Expense	12,965	11,230
731	Contractual Services -Engineering	0	0
732	Contractual Services - Accounting	12,689	13,905
733	Contractual Services - Legal	5,565	9,878
734	Contractual Services - Management Fees	0	26,085
735	Contractual Services - Testing	16,633	10,923
736	Contractual Services - Other	38,801	28,793
740	Rents - Building	3,323	3,417
742	Rents - Equipment	1,132	158
750	Transportation Expenses	7,637	7,481
756		0	0
757	Insurance - General Liability	8,872	11,814
758	Insurance - Worker's Compensation	1,710	1,786
759	Insurance - Other	0	0
760	Advertising Expense	205	290
766	Regulatory Commission Expense - Rate Case	0	0
767	Regulatory Commission Expense - Other	(1,510)	2,180
770	Bad Debt Expense	7,901	4,265
775	Miscellaneous Expense	42,872	37,810
403	Depreciation Expense (From Schedule AR4)	286,743	236,339
408	Taxes Other Than Income	3,752	4,067
408	Taxes Other Than Income	0	0
408.11	Property Taxes	67,772	53,423
408.12	Payroll Taxes	12,469	10,517
408.13	Other Taxes and Licenses	0	24
409	Income Taxes	24,291	85,839
	Total Operating Expenses	\$919,032	\$874,093
	Operating Income / (Loss)	\$61,719	\$2,047
	Other Income / (Expense)		
414	Gain (Loss) on Dispositions	(\$495)	\$0
419	Interest and Dividend Income	0	0
421	Non-Utility Income	0	(149)
426	Miscellaneous Non-Utility (Expense)	(33)	(36)
427	Interest (Expense)	(1,880)	(3,280)
	Total Other Income / (Expense)	(\$2,408)	(\$3,464)
	Net Income / (Loss)	\$59,311	(\$1,417)

Instructions: Fill out the Grey Cells with the relevant information. Input 0 or none if there is nothing recorded in that account or there is no applicable information to report.

Full time equivalent employees

	Direct Company	Allocated	Outside service	Total
President	0.0	0.0	0.0	0.0
Vice-president	0.0	0.1	0.0	0.1
Manager	0.0	0.0	0.0	0.0
Engineering Staff	0.0	0.1	0.0	0.1
System Operator(s)	0.0	1.4	0.0	1.4
Customer Service	0.0	0.0	0.0	0.0
Accounting	0.0	0.1	0.0	0.1
Business Office	0.0	0.2	0.0	0.2
Rates Department	0.0	0.0	0.0	0.0
Administrative Staff	0.0	0.3	0.0	0.3
Other	0.0	0.0	0.0	0.0
Total	0.0	2.3	0.0	2.3

Instructions: Fill out the Grey Cells with the relevant information. Input 0 or none if there is nothing recorded in that account or there is no applicable information to report. A full-time employee is based on 2080 total hours per year. Please calculate partial employees using 2080 hours.

Supplemental Financial Data (Long-Term Debt)				
	Loan #1	Loan #2	Loan #3	Loan #4
Date Issued	N/A	N/A	N/A	N/A
Source of Loan	N/A	N/A	N/A	N/A
ACC Decision No.	N/A	N/A	N/A	N/A
Reason for Loan	N/A	N/A	N/A	N/A
Dollar Amt. Issued	N/A	N/A	N/A	N/A
Amount Outstanding	N/A	N/A	N/A	N/A
Date of Maturity	N/A	N/A	N/A	N/A
Interest Rate	N/A	N/A	N/A	N/A
Current Year Interest	N/A	N/A	N/A	N/A
Current Year Principal	N/A	N/A	N/A	N/A

Meter Deposit Balance at Test Year End:	\$0
---	-----

Meter Deposits Refunded During the Test Year:	\$0
---	-----

List all bonds, notes, loans, and other types of indebtedness in which the proceeds were used in the provision of public utility service. Indebtedness incurred for personal uses by the owner of the utility should not be listed. Input 0 or none if there is nothing to report for that cell.

Wastewater Utility Plant Description (Continued)

For the following five items, list the utility owned assets in each category for each system.

SOLIDS PROCESSING AND HANDLING FACILITIES	Noxon Centrifuge, Bright Belt Press
DISINFECTION EQUIPMENT (Chlorinator, Ultra-Violet,	Sunlight Systems UV
FILTRATION EQUIPMENT (Rapid Sand, Slow Sand, Activated Carbon, Etc.)	Miami Filters Sand Filters
STRUCTURES (Buildings, Fences, Etc.)	Red Rock WRF Operations Building, Block Wall around WRF, Recycled Water Storage Lagoon
Other (Laboratory Equipment, Tools, Vehicles, Standby, Power Generators, Etc.)	Incubator, Muffle Furnace, Laboratory, Refrigerator, Oven, Nitrate Analyzer, PH Analyzer, Electric Scale, Fork Lift, Generac 350 KW Standby Generator, Ford F150 Truck

Instructions: Fill out the Grey Cells with the relevant information. Input 0 or none if there is nothing recorded in that account or there is no applicable information to report. Copy and paste this sheet as many times as is necessary.

Wastewater Flows					
Month	Number of Services	Total Monthly Sewage Flow (Gallons)	Sewage Flow on Peak Day	Purchased Power Expense ¹	Purchased Power (kWh) ²
January	878	3,302,717	136,433	\$5,139	54,300
February	876	3,258,037	191,861	4,919	51,000
March	879	3,361,263	139,553	4,942	49,200
April	878	3,476,214	160,451	5,050	52,800
May	879	4,292,197	162,318	5,850	48,600
June	876	4,137,132	164,385	5,369	55,500
July	877	4,582,994	299,004	7,359	67,500
August	878	4,469,166	192,075	6,905	63,600
September	881	4,199,967	158,652	6,952	65,100
October	884	4,476,312	160,432	6,500	57,300
November	882	4,455,558	164,226	5,644	59,100
December	882	4,516,268	176,987	5,726	60,900
Totals		48,527,825	2,106,377	\$70,355	684,900

Provide the following information as applicable per wastewater system:

Method of Effluent Disposal	Other
Groundwater Permit Number	NA
ADEQ Aquifer Protection Permit ("APP") Number	P-105621
ADEQ Reuse Permit Number	R-511243
EPA NPDES Permil Number	AZMW25143
APP Effluent Treatment Requirement (Class)?	A+
Permitted Flow Rate	0.3MGD
Permitted Organic Capacity	0.3MGD
Hydraulic Capacity	0.3MGD
Type of Biological Treatment	Sequenced Batch Reactor (SBR)

In the space below, list all violations within the past 12 months:

No violations within last 12 months. APP exceedances : Daily turbidity =29, E.coli.= 5

Note: If you are filing for more than one system, please provide separate sheets for each system.

1 Enter the total purchased power costs for the power meters associated with this system.

2 Enter the total purchased kWh used by the power meters associated with this system.

Instructions: Fill out the Grey Cells with the relevent information. Input 0 or none if there is nothing recorded in that account or there is no applicable information to report.

Other Wastewater System Information

Provide a calculation used to determine the value of one wastewater equivalent residential connection (ERC).

Use one of the following methods:

- (a) If actual flow data are available from the preceding 12 months, divide the total annual single family residence (SFR) gallons sold by the average number of single family residence customers for the same period and divide the result by 365 days.
- (b) If no historical flow data are available, use:

$$ERC = (\text{Total SFR gallons treated (Omit 000)} / 365 \text{ days} / 280 \text{ gallons per day})$$

For wastewater only utilities:

Subtract all general use and other non residential customer gallons from the total gallons treated. Divide the remainder (SFR customers) by 365 days to reveal single family residence customer gallons per day.

NOTE: Total gallons treated includes both treated and purchased treatment.

ERC

138

 Method used:

(a)

What is the present system connection capacity (in ERCs *) using existing lines?

2,179

What is the future system connection capacity (in ERCs *) upon service area buildout?

2,179

Describe any plans and estimated completion dates for any enlargements or improvements of this system.

New effluent water filters at the Red Rock WRF are planned for 2022 to further resolve historical turbidity issues.

If the utility uses reuse as a means of effluent disposal, attach a list of the reuse end users and the amount of reuse provided to each, if known.

- 1.Red Rock Elementary School – Lot 3 used no reclaimed water in 2020.
- 2.Red Rock Elementary School – Lot 4 used 8.04 AF reclaimed water in 2020.
- 3.Red Rock Utilities used 2.59 AF reclaimed water in 2020.
- 4.Red Rock Community Association – Lot 6 used no reclaimed water in 2020.
- 5.Red Rock Community Association – Lot 7 used 8.76 AF reclaimed water in 2020.

If the utility does not engage in reuse, has a reuse feasibility study been completed?

N/A

If so, when?

0

Red Rock Utilities, LLC
 Annual Report
 Utility Shutoffs / Disconnects
 12/31/20

Utility Shutoffs / Disconnects	
Name of System:	Red Rock Utilities
Wastewater Inventory Number (if applicable):	105421

Month	Termination without Notice R14-2-609.B	Termination with Notice R14-2-609.C	Other
January	0	0	0
February	0	0	0
March	0	5	0
April	0	0	0
May	0	0	0
June	0	0	0
July	0	0	0
August	0	0	0
September	0	0	0
October	0	0	0
November	0	0	0
December	0	0	0
Total	0	5	0

Other (description):

0	
---	--

Instructions: Fill out the Grey Cells with the relevant information. Input 0 or none if there is nothing recorded in that account or there is no applicable information to report.

Red Rock Utilities, LLC
Annual Report
Property Taxes
12/31/20

Property Taxes	
----------------	--

Amount of actual property taxes paid during Calendar Year 2020 was	
--	--

	\$61,028
--	----------

If no property taxes paid, explain why.

N/A

Instructions: Fill out the Grey Cells with the relevant information. Input 0 or none if there is nothing recorded in that account or there is no applicable information to report.

Verification and Sworn Statement (Taxes)

Verification: State of Arizona I, the undersigned of the
(state name)

County of (county name): Maricopa
Name (owner or official) title: Joanne
Company name: Red Rock Utilities, LLC

DO SAY THAT THIS ANNUAL UTILITY PROPERTY TAX AND SALES TAX REPORT TO THE ARIZONA CORPORATION COMMISSION.

FOR THE YEAR ENDING: 12/31/20

HAS BEEN PREPARED UNDER MY DIRECTION, FROM THE ORIGINAL BOOKS, PAPERS AND RECORDS OF SAID UTILITY; THAT I HAVE CAREFULLY EXAMINED THE SAME, AND DECLARE THE SAME TO BE A COMPLETE AND CORRECT STATEMENT OF BUSINESS AND AFFAIRS OF SAID UTILITY FOR THE PERIOD COVERED BY THIS REPORT IN RESPECT TO EACH AND EVERY MATTER AND THING SET FORTH, TO THE BEST OF MY KNOWLEDGE, INFORMATION AND BELIEF.

Sworn Statement: I HEREBY ATTEST THAT ALL PROPERTY TAXES FOR SAID COMPANY ARE CURRENT AND PAID IN FULL.

I HEREBY ATTEST THAT ALL SALES TAXES FOR SAID COMPANY ARE CURRENT AND PAID IN FULL.


Joanne Elberich
signature of owner/official

480-999-5247
telephone no.

SUBSCRIBED AND SWORN TO BEFORE ME A NOTARY PUBLIC
IN AND FOR THE COUNTY

THIS 15th DAY OF MARICOPA
April, 2021
(month) and (year)

MY COMMISSION EXPIRES October 28, 2022
(date)



[Signature]
(signature of notary public)

Verification and Sworn Statement

Verification:

State of Arizona I, the undersigned of the
(state name)
County of (county name): Maricopa
Name (owner or official) title: Joanne
Company name: Red Rock Utilities, LLC

DO SAY THAT THIS ANNUAL UTILITY PROPERTY TAX AND SALES TAX REPORT TO THE ARIZONA CORPORATION COMMISSION.

FOR THE YEAR ENDING: 12/31/20

HAS BEEN PREPARED UNDER MY DIRECTION, FROM THE ORIGINAL BOOKS, PAPERS AND RECORDS OF SAID UTILITY; THAT I HAVE CAREFULLY EXAMINED THE SAME, AND DECLARE THE SAME TO BE A COMPLETE AND CORRECT STATEMENT OF BUSINESS AND AFFAIRS OF SAID UTILITY FOR THE PERIOD COVERED BY THIS REPORT IN RESPECT TO EACH AND EVERY MATTER AND THING SET FORTH, TO THE BEST OF MY KNOWLEDGE, INFORMATION AND BELIEF.

Sworn Statement: IN ACCORDANCE WITH THE REQUIREMENTS OF TITLE 40, ARTICLE 8, SECTION 40-401, ARIZONA REVISED STATUTES, IT IS HEREIN REPORTED THAT THE GROSS OPERATING REVENUE OF SAID UTILITY DERIVED FROM ARIZONA INTRASTATE UTILITY OPERATIONS DURING THE CALENDAR YEAR WAS:

Arizona Intrastate Gross Operating Revenues Only (\$)

\$980,752

(The amount in the box above includes

\$0 in sales taxes


billed or collected)

Joanne Ellsworth
signature of owner/official
480-999-5247
telephone no.

SUBSCRIBED AND SWORN TO BEFORE ME A NOTARY PUBLIC
IN AND FOR THE COUNTY

THIS 15th DAY OF MARICOPA
April, 2021
(month) and (year)

MY COMMISSION EXPIRES October 28, 2022
(date)



(signature of notary public)

Verification and Sworn Statement (Residential Revenue)

Verification:

State of Arizona I, the undersigned of the
(state name)

County of (county name): Maricopa
Name (owner or official) title: Joanne
Company name: Red Rock Utilities, LLC

DO SAY THAT THIS ANNUAL UTILITY PROPERTY TAX AND SALES TAX REPORT TO THE ARIZONA CORPORATION COMMISSION.

FOR THE YEAR ENDING: 12/31/20

HAS BEEN PREPARED UNDER MY DIRECTION, FROM THE ORIGINAL BOOKS, PAPERS AND RECORDS OF SAID UTILITY; THAT I HAVE CAREFULLY EXAMINED THE SAME, AND DECLARE THE SAME TO BE A COMPLETE AND CORRECT STATEMENT OF BUSINESS AND AFFAIRS OF SAID UTILITY FOR THE PERIOD COVERED BY THIS REPORT IN RESPECT TO EACH AND EVERY MATTER AND THING SET FORTH, TO THE BEST OF MY KNOWLEDGE, INFORMATION AND BELIEF.

Sworn Statement: IN ACCORDANCE WITH THE REQUIREMENTS OF TITLE 40, ARTICLE 8, SECTION 40-401, ARIZONA REVISED STATUTES, IT IS HEREIN REPORTED THAT THE GROSS OPERATING REVENUE OF SAID UTILITY DERIVED FROM ARIZONA INTRASTATE UTILITY OPERATIONS RECEIVED FROM RESIDENTIAL CUSTOMERS DURING THE CALENDAR YEAR WAS:


Arizona Intrastate Gross Operating Revenues Only (\$)
\$935,043
(The amount in the box above includes
\$0 in sales taxes
billed or collected)

Joanne Elberich
signature of owner/official
480-999-5247
telephone no.

SUBSCRIBED AND SWORN TO BEFORE ME A NOTARY PUBLIC
IN AND FOR THE COUNTY MARICOPA
(county name)

THIS 15th DAY OF April, 2021
(month) and (year)

MY COMMISSION EXPIRES October 28, 2022
(date)



[Signature]
(signature of notary public)

Gross-up Sharing Method for Income Tax Statement of Certification

Verification:

State of Arizona I, the undersigned of the
(state name)

County of (county name): Maricopa
Name (owner or official) title: Joanne
Company name: Red Rock Utilities, LLC

FOR THE YEAR ENDING: 12/31/20


Sworn Statement: IN ACCORDANCE WITH THE REQUIREMENTS OF DECISION NO. 77084, BECAUSE THE UTILITY REQUIRES THE GROSS UP OF ADVANCES AND CONTRIBUTIONS, I HEREBY STATE THAT THE UTILITY HAS INCURRED OR IS EXPECTED TO INCUR A NET INCREASE IN CURRENT INCOME TAX EXPENSE OR A DECREASE IN DEFERRED TAX ASSET FOR A CARRY FORWARD ACCORDING TO GAAP IN AN AMOUNT EQUAL TO OR GREATER THAN THE AMOUNT OF THE REQUIRED GROSS UP PAID BY DEVELOPERS IN THE PERIOD COVERED BY THIS ANNUAL REPORT.



signature of owner/official
480-999-5247
telephone no.

SUBSCRIBED AND SWORN TO BEFORE ME A NOTARY PUBLIC
IN AND FOR THE COUNTY MARICOPA
(county name)

THIS 15th DAY OF April, 2021
(month) and (year)

MY COMMISSION EXPIRES October 28, 2022
(date)




(signature of notary public)