

ANNUAL REPORT

Of

Company Name: Rio Verde Utilities, Inc.
12021 N. Panorama Dr.

Mailing Address: Fountain Hills AZ
85268

Docket No.: WS-02156A
For the Year Ended: 12/31/21

WATER UTILITY

To

Arizona Corporation Commission

Due on April 15th

Email: rdelafuente@azcc.gov, mail or deliver the completed Annual Report to:
Arizona Corporation Commission
Compliance Section - Utilities Division
1200 West Washington Street
Phoenix, Arizona 85007

Application Type: Original Filing
Application Date: 4/5/2022

ARIZONA CORPORATION COMMISSION
WATER UTILITY ANNUAL REPORT
Rio Verde Utilities, Inc.
A Class Utility

For the Calendar Year Ended: 12/31/21

Primary Address:

12021 N. Panorama Dr.			
City:	Fountain Hills	State:	Arizona
		Zip Code:	85268

Telephone Number:

Date of Original Organization of Utility:

Person to whom correspondence should be addressed concerning this report:

Name:
Telephone No. :
Address:
City: State: Zip Code:
Email:

Name:
Telephone No. :
Address:
City: State: Zip Code:
Email:

Name:
Telephone No. :
Address:
City: State: Zip Code:
Email:

Name:
Telephone No. :
Address:
City: State: Zip Code:
Email:

Name:
Telephone No. :
Address:
City: State: Zip Code:
Email:

Ownership:

Counties Served:

Important changes during the year

No	For those companies not subject to the affiliated interest rules, has there been a change in ownership or direct control during the year?
	If yes, please provide specific details in the box below.
	None for Rio Verde Utilities. On December 23, 2020, the Arizona Corporation Commission authorized EPCOR Water Arizona Inc., also a subsidiary of EPCOR USA, to acquire the assets of JOHNSON UTILITIES, LLC. in Decision No. 77854. The transaction was completed January 29, 2021.

No	Has the company been notified by any other regulatory authorities during the year, that they are out of compliance?
	If yes, please provide specific details in the box below.

Utility Plant in Service (Water)							
Account No.	Description	Beginning Year Original Cost	Current Year Additions	Current Year Retirements	Adjusted Original Cost	Accumulated Depreciation	OCLD (OC less AD)
301	Organization	\$1,380	0	0	\$1,380	\$0	\$1,380
302	Franchises	\$0	0	0	0	0	0
303	Land and Land Rights	\$236,074	0	0	236,074	0	236,074
304	Structures and Improvements	\$263,045	273,840	0	536,885	64,859	472,026
305	Collecting & Improving Reservoirs	\$0	0	0	0	0	0
306	Lake, River, Canal Intakes	\$0	0	0	0	0	0
307	Wells and Springs	\$2,608,584	64,716	0	2,673,300	1,650,675	1,022,625
308	Infiltration Galleries	\$0	0	0	0	0	0
309	Supply Mains	\$0	0	0	0	0	0
310	Power Generation Equipment	\$148,539	0	0	148,539	63,715	84,824
311	Pumping Equipment	\$1,925,294	175,454	0	2,100,748	1,168,634	932,114
320	Water Treatment Equipment	\$0	0	0	0	0	0
320.1	Water Treatment Plants	\$4,613	0	0	4,613	230	4,382
320.2	Solution Chemical Feeders	\$49,116	0	0	49,116	60,725	(11,609)
320.3	Point-of-Use Treatment Devices	\$0	0	0	0	0	0
330	Distribution Reservoirs and Standpipes	\$0	0	0	0	0	0
330.1	Storage Tanks	\$476,274	0	0	476,274	231,274	245,000
330.2	Pressure Tanks	\$0	0	0	0	0	0
331	Transmission and Distribution Mains	\$5,417,997	733,317	0	6,151,313	2,753,983	3,397,330
333	Services	\$590,967	985,247	0	1,576,214	323,006	1,253,209
334	Meters and Meter Installations	\$422,120	360,644	0	782,763	228,330	554,433
335	Hydrants	\$663,267	146,615	0	809,882	313,803	496,079
336	Backflow Prevention Devices	\$0	0	0	0	0	0
339	Other Plant and Misc. Equipment	\$105,744	56,216	0	161,960	102,759	59,201
340	Office Furniture and Equipment	\$25,886	0	0	25,886	17,497	8,389
340.1	Computer & Software	\$0	0	0	0	0	0
341	Transportation Equipment	\$96,981	26,484	0	123,465	104,861	18,604
342	Stores Equipment	\$0	0	0	0	0	0
343	Tools, Shop and Garage Equipment	\$21,683	0	0	21,683	10,427	11,255
344	Laboratory Equipment	\$43,103	2,039	0	45,142	16,626	28,516
345	Power Operated Equipment	\$0	0	0	0	0	0
346	Communication Equipment	\$180,487	263,305	0	443,791	98,304	345,487
347	Miscellaneous Equipment	\$0	0	0	0	0	0
348	Other Tangible Plant	\$76,028	0	0	76,028	36,394	39,634
	Totals	\$13,357,180	\$3,087,876	\$0	\$16,445,056	\$7,246,102	\$9,198,954

Rio Verde Utilities, Inc.
Annual Report
Depreciation Expense for the Current Year (Water)
12/31/21

Depreciation Expense for the Current Year (Water)									
Account No.	Description	Beginning Year Original Cost	Current Year Additions	Current Year Retirements	Adjusted Original Cost	Fully Depreciated/Non-depreciable Plant	Depreciable Plant	Depreciation Percentages	Depreciation Expense
301	Organization	\$1,380	\$0	\$0	\$1,380	\$1,380	\$0	0.00%	\$0
302	Franchises	0	0	0	0	0	0	0.00%	0
303	Land and Land Rights	236,074	0	0	236,074	236,074	0	0.00%	0
304	Structures and Improvements	263,045	273,840	0	536,885	0	536,885	3.33%	13,319
305	Collecting & Improving Reservoirs	0	0	0	0	0	0	2.50%	0
306	Lake, River, Canal Intakes	0	0	0	0	0	0	2.50%	0
307	Wells and Springs	2,608,584	64,716	0	2,673,300	0	2,673,300	3.33%	87,943
308	Infiltration Galleries	0	0	0	0	0	0	6.67%	0
309	Supply Mains	0	0	0	0	0	0	2.00%	0
310	Power Generation Equipment	148,539	0	0	148,539	0	148,539	5.00%	7,427
311	Pumping Equipment	1,925,294	175,454	0	2,100,748	0	2,100,748	5.00%	100,651
320	Water Treatment Equipment	0	0	0	0	0	0	3.33%	0
320.1	Water Treatment Plants	4,613	0	0	4,613	0	4,613	3.33%	154
320.2	Solution Chemical Feeders	49,116	0	0	49,116	0	49,116	20.00%	9,823
320.3	Point-of-Use Treatment Devices	0	0	0	0	0	0	20.00%	0
330	Distribution Reservoirs and Standpipes	0	0	0	0	0	0	2.22%	0
330.1	Storage Tanks	476,274	0	0	476,274	0	476,274	2.22%	10,573
330.2	Pressure Tanks	0	0	0	0	0	0	5.00%	0
331	Transmission and Distribution Mains	5,417,997	733,317	0	6,151,313	0	6,151,313	2.00%	115,693
333	Services	590,967	985,247	0	1,576,214	0	1,576,214	3.33%	36,084
334	Meters and Meter Installations	422,120	360,644	0	782,763	0	782,763	6.64%	40,002
335	Hydrants	663,267	146,615	0	809,882	0	809,882	2.00%	14,731
336	Backflow Prevention Devices	0	0	0	0	0	0	6.67%	0
339	Other Plant and Misc. Equipment	105,744	56,216	0	161,960	0	161,960	6.67%	8,928
340	Office Furniture and Equipment	25,886	0	0	25,886	0	25,886	6.67%	1,727
340.1	Computer & Software	0	0	0	0	0	0	20.00%	0
341	Transportation Equipment	96,981	26,484	0	123,465	0	123,465	20.00%	22,045
342	Stores Equipment	0	0	0	0	0	0	4.00%	0
343	Tools, Shop and Garage Equipment	21,683	0	0	21,683	0	21,683	5.00%	1,084
344	Laboratory Equipment	43,103	2,039	0	45,142	0	45,142	10.00%	4,412
345	Power Operated Equipment	0	0	0	0	0	0	5.00%	0
346	Communication Equipment	180,487	263,305	0	443,791	0	443,791	10.00%	31,214
347	Miscellaneous Equipment	0	0	0	0	0	0	10.00%	0
348	Other Tangible Plant	76,028	0	0	76,028	0	76,028	10.00%	7,603
	Subtotal	\$13,357,180	\$3,087,876	\$0	\$16,445,056	\$237,454	\$16,207,602		\$513,413

Contribution(s) in Aid of Construction (Gross)	3,071,360.52
Less: Non Amortizable Contribution(s)	417,105
Fully Amortized Contribution(s)	77,500
Amortizable Contribution(s)	<u>2,576,755.18</u>
Times: Proposed Amortization Rate	3.17%
Amortization of CIAC	\$81,625

Less: Amortization of CIAC \$81,625

DEPRECIATION EXPENSE \$431,788

Rio Verde Utilities, Inc.
Annual Report
Balance Sheet Assets
12/31/21

Balance Sheet Assets				
	Assets		Balance at Beginning of Year (2021)	Balance at End of Year (2021)
Account No.	Current and Accrued Assets			
131	Cash		\$0	\$0
134	Working Funds		\$0	\$0
135	Temporary Cash Investments		\$0	\$0
141	Customer Accounts Receivable		\$267,204	\$474,897
146	Notes Receivable from Associated Companies		\$0	\$0
151	Plant Material and Supplies		\$1,710	\$2,351
162	Prepayments		\$32,615	\$0
174	Miscellaneous Current and Accrued Assets		\$11,960,018	\$11,898,982
	Total Current and Accrued Assets		\$12,261,548	\$12,376,231
Account No.	Fixed Assets			
101	Utility Plant in Service*		\$13,357,180	\$16,445,056
103	Property Held for Future Use		\$0	\$0
105	Construction Work in Progress		\$1,962,310	\$169,591
108	Accumulated Depreciation (enter as negative)*		(\$6,732,689)	(7,246,102)
121	Non-Utility Property		\$0	\$0
122	Accumulated Depreciation - Non Utility		\$0	\$0
	Total Fixed Assets		\$8,586,801	\$9,368,546
	Total Assets		\$20,848,348	\$21,744,776

*Note these items feed automatically from AR3 UPIS Page 4

Rio Verde Utilities, Inc.
Annual Report
Balance Sheet Liabilities and Owners Equity

Balance Sheet Liabilities and Owners Equity				
	Liabilities		Balance at Beginning of Year (2021)	Balance at End of Year (2021)
Account No.	Current Liabilities			
231	Accounts Payable		\$17,883	\$26,770
232	Notes Payable (Current Portion)		\$0	\$0
234	Notes Payable to Associated Companies		\$11,868,893	\$11,567,292
235	Customer Deposits		\$0	\$0
236	Accrued Taxes		\$122,542	\$147,399
237	Accrued Interest		\$0	\$0
242	Miscellaneous Current and Accrued Liabilities		\$74,608	\$36,853
	Total Current Liabilities		\$12,083,927	\$11,778,314
	Long Term Debt			
224	Long Term Debt (Notes and Bonds)		\$0	\$0
	Deferred Credits			
251	Unamortized Premium on Debt		\$0	\$0
252	Advances in Aid of Construction		\$2,160,709	\$2,263,245
255	Accumulated Deferred Investment Tax Credits		\$0	\$0
271	Contributions in Aid of Construction		\$2,414,953	\$3,071,361
272	Less: Amortization of Contributions		(\$1,177,069)	(1,258,694)
281	Accumulated Deferred Income Tax		\$1,011,944	\$974,682
	Total Deferred Credits		\$4,410,537	\$5,050,594
	Total Liabilities		\$16,494,464	\$16,828,909
	Capital Accounts			
201	Common Stock Issued		\$1,533,989	\$1,533,989
211	Other Paid-In Capital		\$0	\$0
215	Retained Earnings		\$2,819,895	\$3,381,878
218	Proprietary Capital (Sole Props and Partnerships)		\$0	\$0
	Total Capital		\$4,353,884	\$4,915,867
	Total Liabilities and Capital		\$20,848,348	\$21,744,776

Note: Total liabilities and Capital must match total assets for the beginning and end of the year!

Rio Verde Utilities, Inc.
Annual Report
Water Comparative Income Statement
12/31/21

Water Comparative Income Statement			
Account No.	Calendar Year	Current Year 01/01/2021 -	Last Year 01/01/2020 - 12/31/2020
	Operating Revenue		
461	Metered Water Revenue	\$1,942,259	\$2,009,941
460	Unmetered Water Revenue	\$0	0
462	Fire Protection Revenue	\$0	0
469	Guaranteed Revenues (Surcharges)	\$0	0
471	Miscellaneous Service Revenues	\$0	0
474	Other Water Revenue	\$118,015	114,856
	Total Revenues	\$2,060,274	\$2,124,797
	Operating Expenses		
601	Salaries and Wages	\$273,166	\$235,982
604	Employee Pensions and Benefits	\$85,941	63,574
610	Purchased Water	(\$185,463)	184,605
615	Purchased Power	\$321,818	322,307
618	Chemicals	\$26,515	8,237
620	Materials and Supplies	\$36,438	9,538
620.1	Repairs and Maintenance	\$0	0
620.2	Office Supplies and Expense	\$0	0
630	Contractual Services	\$92,928	95,964
631	Contractual Services - Engineering	\$0	0
632	Contractual Services - Accounting	\$0	0
633	Contractual Services - Legal	\$0	2,870
634	Contractual Services - Management Fees	\$0	0
635	Contractual Services - Water Testing	\$0	0
636	Contractual Services - Other	\$0	0
640	Rents	\$0	0
641	Rental of Building/Real Property	\$0	0
642	Rental of Equipment	\$0	0
650	Transportation Expenses	\$26,210	16,210
657	Insurance - General Liability	\$15,180	13,009
657.1	Insurance - Health and Life	\$0	0
665	Regulatory Commission Expense - Rate	\$9,172	22,920
670	Bad Debt Expense	\$0	0
675	Miscellaneous Expense	\$81,947	69,682
403	Depreciation Expense (From Schedule AR4)	431,788	372,381
408	Taxes Other Than Income	\$8,094	11,870
408.11	Property Taxes	\$49,069	96,956
409	Income Taxes	\$99,390	440,727
427.1	Customer Security Deposit Interest	\$0	0
	Total Operating Expenses	\$1,372,192	\$1,966,833
	Operating Income / (Loss)	\$688,082	\$157,964
	Other Income / (Expense)		
419	Interest and Dividend Income	\$0	\$0
421	Non-Utility Income	\$0	0
426	Miscellaneous Non-Utility (Expense)	\$0	0
427	Interest (Expense)	(\$126,099)	(119,575)
	Total Other Income / (Expense)	(\$126,099)	(\$119,575)
	Net Income / (Loss)	\$561,983	\$38,389

Rio Verde Utilities, Inc.
 Annual Report
 Full time equivalent employees
 12/31/21

Full time equivalent employees

	Direct Company	Allocated	Outside service	Total
President				0.0
Vice-president				0.0
Manager	1.0			1.0
Engineering Staff				0.0
System Operator(s)	4.0			4.0
Meter reader				0.0
Customer Service				0.0
Accounting				0.0
Business Office				0.0
Rates Department				0.0
Administrative Staff	1.0			1.0
Other	1.0			1.0
Total	7.0	0.0	0.0	7.0

Supplemental Financial Data (Long-Term Debt)				
	Loan #1	Loan #2	Loan #3	Loan #4
Date Issued	None	None	None	None
Source of Loan	None	None	None	None
ACC Decision No.	None	None	None	None
Reason for Loan	None	None	None	None
Dollar Amt. Issued	None	None	None	None
Amount Outstanding	None	None	None	None
Date of Maturity	None	None	None	None
Interest Rate	None	None	None	None
Current Year Interest	None	None	None	None
Current Year Principal	None	None	None	None

Meter Deposit Balance at Test Year End:	\$0
---	-----

Meter Deposits Refunded During the Test Year:	\$0
---	-----

List all bonds, notes, loans, and other types of indebtedness in which the proceeds were used in the provision of public utility service. Indebtedness incurred for personal uses by the owner of the utility should not be listed. Input 0 or none if there is nothing to report for that cell.

Well and Water Usage											
Name of the System:		RIO VERDE UTILITIES, INC.									
ADEQ Public Water System Number:		AZ0407121									
ADWR PCC Number:		91-000235.0000									
Well registry 55# (55-XXXXXX):	Pump Horsepower	Pump Yield (gpm)	Casing Depth (feet)	Casing Diameter (inches)	Pump Motor Type **	Year Drilled	Water level 2010	Water level 2019	Meter Size (inches)	How measured:	Active
55-606073	25	310	145	12	Turbine	1962	46	48	6	Metered	Yes
55-606071	75	700	697	20-16	Turbine	1971	41	43	6	Metered	Yes
55-561190	200	1,000	1,050	18	Turbine	1997	90	88	12	Metered	Yes
55-506808	10	110	117	16-12	Turbine	1984	44	45	3	Metered	Yes
55-510881	200	950	1,075	16	Turbine	1986	95	85	8	Metered	Yes
55-511320	40	380	665	16	Turbine	1986	80	85	6	Metered	Yes
55-519287	200	500	950	16	Turbine	1987	47	49	8	Metered	Yes
55-561226	400	2,000	1,160	16	Turbine	1997	70	86	12	Metered	Yes
55-578746	20	510	200	12	Turbine	2000	72	73	6	Metered	Yes

Name of system water delivered to:	NA
ADWR PCC Number:	#N/A
Source of water delivered to another system	NA

Name of system water received from:	NA
ADWR PCC Number:	#N/A
Source of water received	NA
Well registry 55# (55-XXXXXX):	

Month	Water withdrawn (gallons) ¹	Water sold (gallons) ²	Water delivered (sold) to other systems (gallons) ³	Water received (purchased) from other systems (gallons) ⁴	Estimated authorized use (gallons) ⁵	Purchased Power Expense ⁶	Purchased Power (kWh) ⁷
January	30,729.00	31,221.00	0.00	0.00	7.00	\$15,764	172,207
February	28,891.00	24,458.00	0.00	0.00	6.00	14,963	154,158
March	33,452.00	24,554.00	0.00	0.00	12.00	16,899	181,120
April	35,037.00	32,434.00	0.00	0.00	37.00	20,084	232,550
May	47,399.00	32,004.00	0.00	0.00	33.00	27,435	297,597
June	50,152.00	32,519.00	0.00	0.00	22.00	35,538	380,356
July	48,662.00	40,110.00	0.00	0.00	86.00	41,024	386,390
August	46,279.00	31,961.00	0.00	0.00	66.00	32,779	301,304
September	40,249.00	35,945.00	0.00	0.00	548.00	28,849	298,343
October	38,664.00	31,593.00	0.00	0.00	101.00	32,136	328,378
November	40,871.00	32,938.00	0.00	0.00	22.00	32,441	339,817
December	31,794.00	30,011.00	0.00	0.00	759.00	18,831	197,850
Totals	472,179.00	379,748.00	0.00	0.00	1,699.00	\$316,743	3,270,070

If applicable, in the space below please provide a description for all un-metered water use along with amounts:

1 Water withdrawn - Total gallons of water withdrawn from pumped sources.
 2 Water sold - Total gallons from customer meters, and other sales such as construction water.
 3 Water delivered (sold) to other systems - Total gallons of water delivered to other systems.
 4 Water received (purchased) from other systems - Total gallons of water purchased/received from other systems.
 5 Estimated authorized use - Total estimated gallons from authorized metered or unmetered use. Authorized uses such as flushing (mains, services and hydrants) draining/cleaning tanks, process, construction, fire fighting, etc. Non-authorized use (real losses) are service line breaks and leaks, water main breaks, meter inaccuracies and theft.
 6 Enter the total purchased power costs for the power meters associated with this system.
 7 Enter the total purchased kWh used by the power meters associated with this system.

Water Utility Plant Description	
Name of the System:	RIO VERDE UTILITIES, INC.
ADEQ Public Water System Number:	AZ0407121
ADWR PCC Number:	91-000235.0000

MAINS		
Sizes (inches)	Material	Length (feet)
1.00	Various	0
2.00	Various	5,217
3.00	Various	4,552
4.00	Various	4,085
5.00	Various	0
6.00	Various	61,900
8.00	Various	157,219
10.00	Various	728
12.00	Various	36,857
16.00	Various	0
24.00	Various	0
NA	NA	0
NA	NA	0
Undetermined	Various	390

CUSTOMER METERS			
Size (inches)	Quantity	Percent over 1,00,000 gallons	Percent over 10 years old
5/8 X 3/4	0		
3/4	429		
1	2,308		
1.5	22		
2	11		
3	8		
4	1		
6	2		
8	6		
12	0		
NA	0		
NA	0		
NA	0		
NA	0		
NA	0		
NA	0		
TOTAL	2,787		

SERVICE LINES		
Material	Percent of system	Year installed
polyethylene (PE)	20%	
copper	80%	
NA	0%	
NA	0%	
NA	0%	

BOOSTER PUMPS			
Horsepower	GPM	Quantity	
30	300	2	
50	500	1	
300	1,850	2	
100	1,000	2	

FIRE HYDRANTS	
Type	Quantity
Standard *	348
Other	0

STORAGE TANKS			
Capacity (gallons)	Material	Quantity	Year installed
300,000	steel	1	1974
740,000	steel	1	1994

PRESSURE/BLADDER TANKS			
Capacity (gallons)	Material	Quantity	Year installed
500	steel	1	1974

* A standard fire hydrant has two 2.5 inch hose connection nozzles with 7.5 threads per inch, and one 4.5 inch pumper connection nozzle with 4 threads per inch.

Water Utility Plant Description (Continued)
--

For the following three items, list the utility owned assets in each category for each system.

TREATMENT EQUIPMENT:	Hypochlorinators at Wells 1 & 2
STRUCTURES:	Fenced areas at storage tanks and Wells 2,3,4 and 7 plus walled areas at Wells 1,5,6 and 8
OTHER:	150 KW generator at 300,000 gallon storage tank, 75 KW generator at Well 2, 150 LW generator at Trilogy Booster Pump, 460 KW generator at Nelson Booster Pump

Customer and Other Information	
Name of the System:	RIO VERDE UTILITIES, INC.
ADEQ Public Water System Number:	AZ0407121
ADWR PCC Number:	91-000235.0000

Month	Number of Customers				
	Single-Family	Multi-Family	Commercial	Turf/Irrigation	Other Non-Residential
January	2,507	0	83	0	35
February	2,520	0	80	0	37
March	2,541	0	80	0	37
April	2,563	0	80	0	38
May	2,591	0	80	0	38
June	2,599	0	80	0	40
July	2,609	0	81	0	39
August	2,610	0	81	0	39
September	2,611	0	81	0	39
October	2,632	0	81	0	39
November	2,651	0	81	0	39
December	2,660	0	81	0	39

If the system has fire hydrants, what is the fire flow requirements? GPM for hrs.

Does the system have chlorination treatment?

Does the Company have an ADWR Gallons Per Capita Per Day (GPCPD) requirement?
 If yes, provide the GPCPD amount:

Is the Water Utility located in an ADWR Active Management Area (AMA)?
 If yes, which AMA?

What is the present system connection capacity (in ERCs *) using existing lines?

What is the future system connection capacity (in ERCs *) upon service area buildout?

Describe any plans and estimated completion dates for any enlargements or improvements of this system.

* an ERC is based on the calculation on the bottom of AR9 page 12.

Rio Verde Utilities, Inc.
 Annual Report
 Utility Shutoffs / Disconnects
 12/31/21

Utility Shutoffs / Disconnects	
Name of the System:	RIO VERDE UTILITIES, INC.
ADEQ Public Water System Number:	AZ0407121
ADWR PCC Number:	91-000235.0000

Month	Termination without Notice R14-2-410.B	Termination with Notice R14-2- 410.C	Other
January	0	0	0
February	0	0	0
March	0	0	0
April	0	0	0
May	0	0	0
June	0	0	0
July	0	0	0
August	0	0	0
September	0	0	0
October	0	0	0
November	0	0	0
December	0	0	0
Total	0	0	0

Other (description):

Instructions: Fill out the Grey Cells with the relevent information. Input 0 or none if there is nothing recorded in that account or there is no applicable information to report.

Rio Verde Utilities, Inc.
Annual Report
Property Taxes
12/31/21

Property Taxes

Amount of actual property taxes paid during Calendar Year 2019 was 49,140.14

If no property taxes paid, explain why.
N/A

Instructions: Fill out the Grey Cells with the relevant information. Input 0 or none if there is nothing recorded in that account or there is no applicable information to report.

Verification and Sworn Statement (Taxes)

Verification: State of Arizona I, the undersigned of the
(state name)

County of (county name): Maricopa
Name (owner or official) title: Gregory Barber, Controller at 12/31/2021
Company name: Rio Verde Utilities, Inc.

DO SAY THAT THIS ANNUAL UTILITY PROPERTY TAX AND SALES TAX REPORT TO THE ARIZONA CORPORATION COMMISSION.

FOR THE YEAR ENDING: 12/31/21

HAS BEEN PREPARED UNDER MY DIRECTION, FROM THE ORIGINAL BOOKS, PAPERS AND RECORDS OF SAID UTILITY; THAT I HAVE CAREFULLY EXAMINED THE SAME, AND DECLARE THE SAME TO BE A COMPLETE AND CORRECT STATEMENT OF BUSINESS AND AFFAIRS OF SAID UTILITY FOR THE PERIOD COVERED BY THIS REPORT IN RESPECT TO EACH AND EVERY MATTER AND THING SET FORTH, TO THE BEST OF MY KNOWLEDGE, INFORMATION AND BELIEF.

Sworn Statement: I HEREBY ATTEST THAT ALL PROPERTY TAXES FOR SAID COMPANY ARE CURRENT AND PAID IN FULL.

I HEREBY ATTEST THAT ALL SALES TAXES FOR SAID COMPANY ARE CURRENT AND PAID IN FULL.

Gregory Barber
signature of owner/official

623-445-2414
telephone no.

SUBSCRIBED AND SWORN TO BEFORE ME A NOTARY PUBLIC
IN AND FOR THE COUNTY

THIS

29th

DAY OF

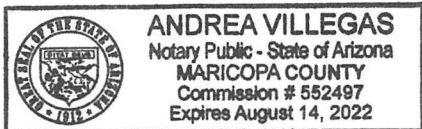
Maricopa
(county name)

March 2022
(month) and (year)

MY COMMISSION EXPIRES

Aug. 14, 2022
(date)

AVillegas
(signature of notary public)



Verification and Sworn Statement

Verification:

State of Arizona I, the undersigned of the
(state name)
County of (county name): Maricopa
Name (owner or official) title: Gregory Barber, Controller at 12/31/2021
Company name: Rio Verde Utilities, Inc.

DO SAY THAT THIS ANNUAL UTILITY PROPERTY TAX AND SALES TAX REPORT TO THE ARIZONA CORPORATION COMMISSION.

FOR THE YEAR ENDING: 12/31/21

HAS BEEN PREPARED UNDER MY DIRECTION, FROM THE ORIGINAL BOOKS, PAPERS AND RECORDS OF SAID UTILITY; THAT I HAVE CAREFULLY EXAMINED THE SAME, AND DECLARE THE SAME TO BE A COMPLETE AND CORRECT STATEMENT OF BUSINESS AND AFFAIRS OF SAID UTILITY FOR THE PERIOD COVERED BY THIS REPORT IN RESPECT TO EACH AND EVERY MATTER AND THING SET FORTH, TO THE BEST OF MY KNOWLEDGE, INFORMATION AND BELIEF.

Sworn Statement: IN ACCORDANCE WITH THE REQUIREMENTS OF TITLE 40, ARTICLE 8, SECTION 40-401, ARIZONA REVISED STATUTES, IT IS HEREIN REPORTED THAT THE GROSS OPERATING REVENUE OF SAID UTILITY DERIVED FROM ARIZONA INTRASTATE UTILITY OPERATIONS DURING THE CALENDAR YEAR WAS:

Arizona Intrastate Gross Operating Revenues Only (\$)

2,209,295.47

(The amount in the box above includes

149,021.01 in sales taxes

billed or collected)

Gregory Barber
signature of owner/official

623-445-2414

telephone no.

SUBSCRIBED AND SWORN TO BEFORE ME A NOTARY PUBLIC
IN AND FOR THE COUNTY

Maricopa

(county name)

THIS

29th

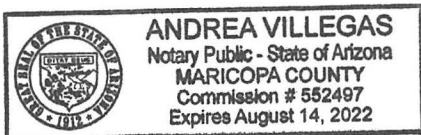
DAY OF

March 2022

(month) and (year)

MY COMMISSION EXPIRES

Aug. 14 2022
(date)



Andrea Villegas

(signature of notary public)

Rio Verde Utilities, Inc.
Annual Report
Verification and Sworn Statement (Residential Revenue)
12/31/21

Verification and Sworn Statement (Residential Revenue)

Verification:

State of Arizona I, the undersigned of the
(state name)

County of (county name): Maricopa
Name (owner or official) title: Gregory Barber, Controller at 12/31/2021
Company name: Rio Verde Utilities, Inc.

DO SAY THAT THIS ANNUAL UTILITY PROPERTY TAX AND SALES TAX REPORT TO THE ARIZONA CORPORATION COMMISSION.

FOR THE YEAR ENDING: 12/31/21

HAS BEEN PREPARED UNDER MY DIRECTION, FROM THE ORIGINAL BOOKS, PAPERS AND RECORDS OF SAID UTILITY; THAT I HAVE CAREFULLY EXAMINED THE SAME, AND DECLARE THE SAME TO BE A COMPLETE AND CORRECT STATEMENT OF BUSINESS AND AFFAIRS OF SAID UTILITY FOR THE PERIOD COVERED BY THIS REPORT IN RESPECT TO EACH AND EVERY MATTER AND THING SET FORTH, TO THE BEST OF MY KNOWLEDGE, INFORMATION AND BELIEF.

Sworn Statement: IN ACCORDANCE WITH THE REQUIREMENTS OF TITLE 40, ARTICLE 8, SECTION 40-401, ARIZONA REVISED STATUTES, IT IS HEREIN REPORTED THAT THE GROSS OPERATING REVENUE OF SAID UTILITY DERIVED FROM ARIZONA INTRASTATE UTILITY OPERATIONS RECEIVED FROM RESIDENTIAL CUSTOMERS DURING THE CALENDAR YEAR WAS:

Arizona Intrastate Gross Operating Revenues Only (\$)

1,967,678.99


(The amount in the box above includes

64,874.38 in sales taxes
billed or collected)

Gregory Barber
signature of owner/official

623-445-2414

telephone no.



SUBSCRIBED AND SWORN TO BEFORE ME A NOTARY PUBLIC
IN AND FOR THE COUNTY

Maricopa
(county name)

THIS

29th

DAY OF

March 2022
(month) and (year)

MY COMMISSION EXPIRES

Aug. 14, 2022
(date)

AVillegas

(signature of notary public)