

ANNUAL REPORT

Of

Company Name:
PO Box 8555

Mailing Address: Ft. Mohave AZ
86427

**RECEIVED
BY EMAIL
4/14/2022, 12:00 PM
ARIZONA CORPORATION COMMISSION
UTILITIES DIVISION**

Docket No.: WS-03586A
For the Year Ended:

WATER UTILITY

To

Arizona Corporation Commission

Due on April 15th

Email: Util-Compliance@azcc.gov, mail or deliver the completed Annual Report to:
Arizona Corporation Commission
Compliance Section - Utilities Division
1200 West Washington Street
Phoenix, Arizona 85007

Application Type:
Application Date:

ARIZONA CORPORATION COMMISSION
WATER UTILITY ANNUAL REPORT
Sunrise Vistas Utilities Company
A Class Utility

For the Calendar Year Ended:

Primary Address:
City: State: Zip Code:

Telephone Number:

Date of Original Organization of Utility:

Person to whom correspondence should be addressed concerning this report:

Name:
Telephone No. :
Address:
City: State: Zip Code:
Email:

Name:
Telephone No. :
Address:
City: State: Zip Code:
Email:

Name:
Telephone No. :
Address:
City: State: Zip Code:
Email:

Name:
Telephone No. :
Address:
City: State: Zip Code:
Email:

Name:
Telephone No. :
Address:
City: State: Zip Code:
Email:

Ownership:

Counties Served:

Important changes during the year
--

	For those companies not subject to the affiliated interest rules, has there been a change in ownership or direct control during the year?
	If yes, please provide specific details in the box below.

	Has the company been notified by any other regulatory authorities during the year, that they are out of compliance?
	If yes, please provide specific details in the box below.

Utility Plant in Service (Water)							
Account No.	Description	Beginning Year Original Cost	Current Year Additions	Current Year Retirements	Adjusted Original Cost	Accumulated Depreciation	OCLD (OC less AD)
301	Organization				\$0		\$0
302	Franchises				0		0
303	Land and Land Rights				0		0
304	Structures and Improvements	111,648		13,377	98,271	26,642	71,629
305	Collecting & Improving Reservoirs				0		0
306	Lake, River, Canal Intakes				0		0
307	Wells and Springs				0		0
308	Infiltration Galleries				0		0
309	Supply Mains				0		0
310	Power Generation Equipment				0		0
311	Pumping Equipment	205,285			205,285	137,898	67,387
320	Water Treatment Equipment				0		0
320.1	Water Treatment Plants				0		0
320.2	Solution Chemical Feeders				0		0
320.3	Point-of-Use Treatment Devices				0		0
330	Distribution Reservoirs and Standpipes				0		0
330.1	Storage Tanks	271,511			271,511	271,511	0
330.2	Pressure Tanks				0		0
331	Transmission and Distribution Mains	471,607			471,607	366,853	104,754
333	Services	169,057			169,057	135,732	33,325
334	Meters and Meter Installations	60,719			60,719	43,532	17,187
335	Hydrants	143,656			143,656	112,380	31,276
336	Backflow Prevention Devices				0		0
339	Other Plant and Misc. Equipment				0		0
340	Office Furniture and Equipment	2,803			2,803	2,803	0
340.1	Computer & Software	0	497		497	50	447
341	Transportation Equipment	7,300			7,300	3,090	4,210
342	Stores Equipment				0		0
343	Tools, Shop and Garage Equipment				0		0
344	Laboratory Equipment				0		0
345	Power Operated Equipment				0		0
346	Communication Equipment				0		0
347	Miscellaneous Equipment				0		0
348	Other Tangible Plant				0		0
	Totals	\$1,443,586	\$497	\$13,377	\$1,430,705	\$1,100,491	\$330,214

Sunrise Vistas Utilities Company
 Annual Report
 Depreciation Expense for the Current Year (Water)
 12/31/21

Depreciation Expense for the Current Year (Water)									
Account No.	Description	Beginning Year Original Cost	Current Year Additions	Current Year Retirements	Adjusted Original Cost	Fully Depreciated/Non-depreciable Plant	Depreciable Plant	Depreciation Percentages	Depreciation Expense
301	Organization	\$0	\$0	\$0	\$0		\$0		\$0
302	Franchises	0	0	0	0		0		0
303	Land and Land Rights	0	0	0	0		0		0
304	Structures and Improvements	111,648	0	13,377	98,271		98,271	2.58%	2,710
305	Collecting & Improving Reservoirs	0	0	0	0		0		0
306	Lake, River, Canal Intakes	0	0	0	0		0		0
307	Wells and Springs	0	0	0	0		0		0
308	Infiltration Galleries	0	0	0	0		0		0
309	Supply Mains	0	0	0	0		0		0
310	Power Generation Equipment	0	0	0	0		0		0
311	Pumping Equipment	205,285	0	0	205,285		205,285	12.50%	25,661
320	Water Treatment Equipment	0	0	0	0		0		0
320.1	Water Treatment Plants	0	0	0	0		0		0
320.2	Solution Chemical Feeders	0	0	0	0		0		0
320.3	Point-of-Use Treatment Devices	0	0	0	0		0		0
330	Distribution Reservoirs and Standpipes	0	0	0	0		0		0
330.1	Storage Tanks	271,511	0	0	271,511	271,511	0		0
330.2	Pressure Tanks	0	0	0	0		0		0
331	Transmission and Distribution Mains	471,607	0	0	471,607		471,607	2.00%	9,432
333	Services	169,057	0	0	169,057		169,057	3.33%	5,630
334	Meters and Meter Installations	60,719	0	0	60,719		60,719	8.33%	5,058
335	Hydrants	143,656	0	0	143,656		143,656	2.00%	2,873
336	Backflow Prevention Devices	0	0	0	0		0		0
339	Other Plant and Misc. Equipment	0	0	0	0		0		0
340	Office Furniture and Equipment	2,803	0	0	2,803	2,803	(0)		0
340.1	Computer & Software	0	497	0	497		497	20.00%	50
341	Transportation Equipment	7,300	0	0	7,300		7,300	20.00%	1,460
342	Stores Equipment	0	0	0	0		0		0
343	Tools, Shop and Garage Equipment	0	0	0	0		0		0
344	Laboratory Equipment	0	0	0	0		0		0
345	Power Operated Equipment	0	0	0	0		0		0
346	Communication Equipment	0	0	0	0		0		0
347	Miscellaneous Equipment	0	0	0	0		0		0
348	Other Tangible Plant	0	0	0	0		0		0
	Subtotal	\$1,443,586	\$497	\$13,377	\$1,430,705	\$274,314	\$1,156,391		\$52,873

Contribution(s) in Aid of Construction (Gross) \$39,777
 Less: Non Amortizable Contribution(s)
 Fully Amortized Contribution(s)
 Amortizable Contribution(s) \$39,777
 Times: Proposed Amortization Rate 3.57%
Amortization of CIAC \$1,422

Less: Amortization of CIAC \$1,422

DEPRECIATION EXPENSE \$51,451

Sunrise Vistas Utilities Company
Annual Report
Balance Sheet Assets
12/31/21

Balance Sheet Assets				
	Assets		Balance at Beginning of Year (2021)	Balance at End of Year (2021)
Account No.	Current and Accrued Assets			
131	Cash		\$2,500	\$7,608
134	Working Funds			
135	Temporary Cash Investments			
141	Customer Accounts Receivable		26,876	16,195
146	Notes Receivable from Associated Companies			
151	Plant Material and Supplies			
162	Prepayments			
174	Miscellaneous Current and Accrued Assets			
	Total Current and Accrued Assets		\$29,376	\$23,803
Account No.	Fixed Assets			
101	Utility Plant in Service*		\$1,396,436	\$1,430,705
103	Property Held for Future Use			
105	Construction Work in Progress			
108	Accumulated Depreciation (enter as negative)*		(1,047,618)	(1,100,491)
121	Non-Utility Property			
122	Accumulated Depreciation - Non Utility			
	Total Fixed Assets		\$348,818	\$330,214
	Total Assets		\$378,194	\$354,017

*Note these items feed automatically from AR3 UPIS Page 4

Sunrise Vistas Utilities Company
Annual Report
Balance Sheet Liabilities and Owners Equity

Balance Sheet Liabilities and Owners Equity				
	Liabilities		Balance at Beginning of Year (2021)	Balance at End of Year (2021)
Account No.	Current Liabilities			
231	Accounts Payable		\$9,285	\$48,490
232	Notes Payable (Current Portion)			
234	Notes Payable to Associated Companies			
235	Customer Deposits		5,949	8,125
236	Accrued Taxes		30,264	35,992
237	Accrued Interest			
242	Miscellaneous Current and Accrued Liabilities			
	Total Current Liabilities		\$45,498	\$92,607
	Long Term Debt			
224	Long Term Debt (Notes and Bonds)			
	Deferred Credits			
251	Unamortized Premium on Debt			
252	Advances in Aid of Construction		278,583	278,583
255	Accumulated Deferred Investment Tax Credits			
271	Contributions in Aid of Construction		19,888	19,888
272	Less: Amortization of Contributions		(670)	(1,381)
281	Accumulated Deferred Income Tax			65,873
	Total Deferred Credits		\$297,801	\$362,963
	Total Liabilities		\$343,299	\$455,570
	Capital Accounts			
201	Common Stock Issued		\$371,739	\$325,739
211	Other Paid-In Capital		189,904	271,119
215	Retained Earnings		(526,748)	(698,411)
218	Proprietary Capital (Sole Props and Partnerships)			
	Total Capital		\$34,895	(\$101,553)
	Total Liabilities and Capital		\$378,194	\$354,017

Note: Total liabilities and Capital must match total assets for the beginning and end of the year!

Sunrise Vistas Utilities Company
Annual Report
Water Comparative Income Statement
12/31/21

Water Comparative Income Statement			
Account No.	Calendar Year	Current Year 01/01/2021 - 12/31/2021	Last Year 01/01/2020 - 12/31/2020
	Operating Revenue		
461	Metered Water Revenue	\$111,206	\$274,309
460	Unmetered Water Revenue	151,463	
462	Fire Protection Revenue		
469	Guaranteed Revenues (Surcharges)		
471	Miscellaneous Service Revenues		
474	Other Water Revenue	3,000	2,927
	Total Revenues	\$265,668	\$277,236
	Operating Expenses		
601	Salaries and Wages	\$46,986	\$49,336
604	Employee Pensions and Benefits		
610	Purchased Water	144,654	114,036
615	Purchased Power	8,737	6,218
618	Chemicals		
620	Materials and Supplies	3,937	
620.1	Repairs and Maintenance	23,533	14,582
620.2	Office Supplies and Expense	5,612	9,041
630	Contractual Services	100	
631	Contractual Services - Engineering		
632	Contractual Services - Accounting	2,844	2,250
633	Contractual Services - Legal	3,625	
634	Contractual Services - Management Fees	61,622	
635	Contractual Services - Water Testing	5,147	6,153
636	Contractual Services - Other	3,875	28,242
640	Rents	0	
641	Rental of Building/Real Property	2,750	
642	Rental of Equipment	621	
650	Transportation Expenses	618	
657	Insurance - General Liability	(99)	1,442
657.1	Insurance - Health and Life	1,011	
665	Regulatory Commission Expense - Rate	4,801	
670	Bad Debt Expense	9,835	
675	Miscellaneous Expense	7,748	
403	Depreciation Expense (From Schedule AR4)	51,451	28,321
408	Taxes Other Than Income		8,668
408.11	Property Taxes	6,600	12,414
409	Income Taxes	11,042	25
427.1	Customer Security Deposit Interest		
	Total Operating Expenses	\$407,051	\$280,728
	Operating Income / (Loss)	(\$141,382)	(\$3,492)
	Other Income / (Expense)		
419	Interest and Dividend Income		
421	Non-Utility Income		
426	Miscellaneous Non-Utility (Expense)		
427	Interest (Expense)		78
	Total Other Income / (Expense)	\$0	\$78
	Net Income / (Loss)	(\$141,382)	(\$3,414)

Full time equivalent employees

	Direct Company	Allocated	Outside service	Total
President				0.0
Vice-president				0.0
Manager			0.3	0.3
Engineering Staff				0.0
System Operator(s)	0.5			0.5
Meter reader	0.3			0.3
Customer Service				0.0
Accounting				0.0
Business Office				0.0
Rates Department				0.0
Administrative Staff			0.3	0.3
Other				0.0
Total	0.8	0.0	0.6	1.4

Supplemental Financial Data (Long-Term Debt)				
	Loan #1	Loan #2	Loan #3	Loan #4
Date Issued				
Source of Loan				
ACC Decision No.				
Reason for Loan				
Dollar Amt. Issued				
Amount Outstanding				
Date of Maturity				
Interest Rate				
Current Year Interest				
Current Year Principal				

Meter Deposit Balance at Test Year End:

Meter Deposits Refunded During the Test Year:

List all bonds, notes, loans, and other types of indebtedness in which the proceeds were used in the provision of public utility service. Indebtedness incurred for personal uses by the owner of the utility should not be listed. Input 0 or none if there is nothing to report for that cell.

Water Utility Plant Description (Continued)
--

For the following three items, list the utility owned assets in each category for each system.

TREATMENT EQUIPMENT:	
-----------------------------	--

STRUCTURES:	masonry wall surrounding booster pumps and generator
--------------------	--

OTHER:	Booster pumps and backup generator
---------------	------------------------------------

Provide a calculation used to determine the value of one water equivalent residential connection (ERC).

Use one of the following methods:

- (a) If actual flow data are available from the preceding 12 months, divide the total annual single family residence (SFR) gallons sold by the average number of single family residence customers for the same period and divide the result by
- (b) If no historical flow data are available, use:
 $ERC = (\text{Total SFR gallons sold (Omit 000)} / 365 \text{ days} / 350 \text{ gallons per day})$

ERC	208
Method used:	(a)

Customer and Other Information	
Name of the System:	Sunrise Vistas Utilities Company
ADEQ Public Water System Number:	AZ0408133
ADWR PCC Number:	91-000350.0000

Month	Number of Customers				Other Non-Residential
	Single-Family	Multi-Family	Commercial	Turf/Irrigation	
January	667				
February	669				
March	668				
April	667				
May	668				
June	667				
July	667				
August	665				
September	669				
October	666				
November	669				
December	666				

If the system has fire hydrants, what is the fire flow requirements? GPM for hrs.

Does the system have chlorination treatment?

Does the Company have an ADWR Gallons Per Capita Per Day (GPCPD) requirement?
 If yes, provide the GPCPD amount:

Is the Water Utility located in an ADWR Active Management Area (AMA)?
 If yes, which AMA?

What is the present system connection capacity (in ERCs *) using existing lines?

What is the future system connection capacity (in ERCs *) upon service area buildout?

Describe any plans and estimated completion dates for any enlargements or improvements of this system.

* an ERC is based on the calculation on the bottom of AR9 page 12.

Sunrise Vistas Utilities Company
 Annual Report
 Utility Shutoffs / Disconnects
 12/31/21

Utility Shutoffs / Disconnects	
Name of the System:	SUNRISE VISTA UTILITIES
ADEQ Public Water System Number:	AZ0408133
ADWR PCC Number:	91-000350.0000

Month	Termination without Notice R14-2-410.B	Termination with Notice R14-2-410.C	Other
January			
February			
March			
April			
May			
June			
July			
August			
September			
October			
November			
December			
Total	0	0	0

Other (description):

Instructions: Fill out the Grey Cells with the relevent information. Input 0 or none if there is nothing recorded in that account or there is no applicable information to report.

Property Taxes

Amount of actual property taxes paid during Calendar Year 2021 was

\$6,600

If no property taxes paid, explain why.

Instructions: Fill out the Grey Cells with the relevant information. Input 0 or none if there is nothing recorded in that account or there is no applicable information to report.

Sunrise Vistas Utilities Company
Annual Report
Verification and Sworn Statement (Taxes)
12/31/21

Verification and Sworn Statement (Taxes)

Verification: State of Colorado I, the undersigned of the
(state name)

County of (county name): Denver
Name (owner or official) title: Jason Williamson
Company name: Sunrise Vistas Utilities Company

DO SAY THAT THIS ANNUAL UTILITY PROPERTY TAX AND SALES TAX REPORT TO THE ARIZONA CORPORATION COMMISSION.

FOR THE YEAR ENDING: 12/31/21

HAS BEEN PREPARED UNDER MY DIRECTION, FROM THE ORIGINAL BOOKS, PAPERS AND RECORDS OF SAID UTILITY; THAT I HAVE CAREFULLY EXAMINED THE SAME, AND DECLARE THE SAME TO BE A COMPLETE AND CORRECT STATEMENT OF BUSINESS AND AFFAIRS OF SAID UTILITY FOR THE PERIOD COVERED BY THIS REPORT IN RESPECT TO EACH AND EVERY MATTER AND THING SET FORTH, TO THE BEST OF MY KNOWLEDGE, INFORMATION AND BELIEF.

Sworn Statement: I HEREBY ATTEST THAT ALL PROPERTY TAXES FOR SAID COMPANY ARE CURRENT AND PAID IN FULL.

I HEREBY ATTEST THAT ALL SALES TAXES FOR SAID COMPANY ARE CURRENT AND PAID IN FULL.

[Signature]
signature of owner/official

720.949.1384
telephone no.

SUBSCRIBED AND SWORN TO BEFORE ME A NOTARY PUBLIC
IN AND FOR THE COUNTY Denver
(county name)

THIS 14th DAY OF Apr 2022
(month) and (year)

MY COMMISSION EXPIRES 03/22/2025
(date)

[Signature]
(signature of notary public)

Eric Andrew Jones
NOTARY PUBLIC
STATE OF COLORADO
NOTARY ID# 20174010338
MY COMMISSION EXPIRES 03/22/2025

Verification and Sworn Statement

Verification:

State of Colorado I, the undersigned of the
(state name)
County of (county name): 0 Denver
Name (owner or official) title: Jason Williamson
Company name: Sunrise Vistas Utilities Company

DO SAY THAT THIS ANNUAL UTILITY PROPERTY TAX AND SALES TAX REPORT TO THE ARIZONA CORPORATION COMMISSION.

FOR THE YEAR ENDING: 12/31/21

HAS BEEN PREPARED UNDER MY DIRECTION, FROM THE ORIGINAL BOOKS, PAPERS AND RECORDS OF SAID UTILITY; THAT I HAVE CAREFULLY EXAMINED THE SAME, AND DECLARE THE SAME TO BE A COMPLETE AND CORRECT STATEMENT OF BUSINESS AND AFFAIRS OF SAID UTILITY FOR THE PERIOD COVERED BY THIS REPORT IN RESPECT TO EACH AND EVERY MATTER AND THING SET FORTH, TO THE BEST OF MY KNOWLEDGE, INFORMATION AND BELIEF.

Sworn Statement: IN ACCORDANCE WITH THE REQUIREMENTS OF TITLE 40, ARTICLE 8, SECTION 40-401, ARIZONA REVISED STATUTES, IT IS HEREIN REPORTED THAT THE GROSS OPERATING REVENUE OF SAID UTILITY DERIVED FROM ARIZONA INTRASTATE UTILITY OPERATIONS DURING THE CALENDAR YEAR WAS:

Arizona Intrastate Gross Operating Revenues Only (\$)

\$265,668

(The amount in the box above includes

\$15,206 in sales taxes billed or collected)


signature of owner/official


720.949.1384
telephone no.

SUBSCRIBED AND SWORN TO BEFORE ME A NOTARY PUBLIC
IN AND FOR THE COUNTY

THIS 14th DAY OF Denver Apr 2022
(county name) (month) and (year)

MY COMMISSION EXPIRES 03/22/2025
(date)

Eric Andrew Jones
NOTARY PUBLIC
STATE OF COLORADO
NOTARY ID# 20174010338
MY COMMISSION EXPIRES 03/22/2025


(signature of notary public)

Verification and Sworn Statement (Residential Revenue)

Verification:

State of Colorado I, the undersigned of the
(state name)

County of (county name): 0 Denver
Name (owner or official) title: Jason Williamson
Company name: Sunrise Vistas Utilities Company

DO SAY THAT THIS ANNUAL UTILITY PROPERTY TAX AND SALES TAX REPORT TO THE ARIZONA CORPORATION COMMISSION.

FOR THE YEAR ENDING: 12/31/21

HAS BEEN PREPARED UNDER MY DIRECTION, FROM THE ORIGINAL BOOKS, PAPERS AND RECORDS OF SAID UTILITY; THAT I HAVE CAREFULLY EXAMINED THE SAME, AND DECLARE THE SAME TO BE A COMPLETE AND CORRECT STATEMENT OF BUSINESS AND AFFAIRS OF SAID UTILITY FOR THE PERIOD COVERED BY THIS REPORT IN RESPECT TO EACH AND EVERY MATTER AND THING SET FORTH, TO THE BEST OF MY KNOWLEDGE, INFORMATION AND BELIEF.


Sworn Statement: IN ACCORDANCE WITH THE REQUIREMENTS OF TITLE 40, ARTICLE 8, SECTION 40-401, ARIZONA REVISED STATUTES, IT IS HEREIN REPORTED THAT THE GROSS OPERATING REVENUE OF SAID UTILITY DERIVED FROM ARIZONA INTRASTATE UTILITY OPERATIONS RECEIVED FROM RESIDENTIAL CUSTOMERS DURING THE CALENDAR YEAR WAS:

Arizona Intrastate Gross Operating Revenues Only (\$)

\$265,668

(The amount in the box above includes

\$15,206 in sales taxes
billed or collected)



signature of owner/official

720.949.1384
telephone no.

SUBSCRIBED AND SWORN TO BEFORE ME A NOTARY PUBLIC
IN AND FOR THE COUNTY Denver
(county name)

THIS 14th DAY OF Apr 2022
(month) and (year)

MY COMMISSION EXPIRES 03/22/2025
(date)


(signature of notary public)

Eric Andrew Jones
NOTARY PUBLIC
STATE OF COLORADO
NOTARY ID# 20174010338
MY COMMISSION EXPIRES 03/22/2025

for Income Tax Statement of Certification

Verification:

State of Colorado I, the undersigned of the
(state name)

County of (county name):

0 Denver

Name (owner or official) title:

Jason Williamson


Company name:

Sunrise Vistas Utilities Company

FOR THE YEAR ENDING: 12/31/21

Sworn Statement:

IN ACCORDANCE WITH THE REQUIREMENTS OF DECISION NO. 77084, BECAUSE THE UTILITY REQUIRES THE GROSS UP OF ADVANCES AND CONTRIBUTIONS, I HEREBY STATE THAT THE UTILITY A NET INCREASE IN CURRENT INCOME TAX EXPENSE OR A DECREASE IN DEFERRED TAX ASSET FOR A CARRY FORWARD ACCORDING TO GAAP IN AN AMOUNT EQUAL TO OR GREATER THAN THE AMOUNT OF THE REQUIRED GROSS UP PAID BY DEVELOPERS IN THE PERIOD COVERED BY THIS ANNUAL REPORT.



signature of owner/official

720.949.1384

telephone no.

SUBSCRIBED AND SWORN TO BEFORE ME A NOTARY PUBLIC
IN AND FOR THE COUNTY

Denver
(county name)

THIS

14th

DAY OF

April 2022
(month) and (year)

MY COMMISSION EXPIRES

03/22/2025
(date)

Eric Andrew Jones
NOTARY PUBLIC
STATE OF COLORADO
NOTARY ID# 20174010338
MY COMMISSION EXPIRES 03/22/2025



(signature of notary public)