

ANNUAL REPORT

Of

Company Name: **MHC Operating Limited Partnership DBA The Sedona Venture Water Com**
c/o Equity Lifestyle Properties, Inc. Attn: Linda Fairlamb
Mailing Address: 2 N. Riverside Plaza, Ste 800
Chicago IL
60606

Docket No.: **WS-03449A**
For the Year Ended: **12/31/20**

**RECEIVED
BY EMAIL
04/22/2021, 10:22 AM
ARIZONA CORPORATION COMMISSION
UTILITIES DIVISION**

WASTEWATER UTILITY

To

Arizona Corporation Commission

Due on April 15th

Email: Util-Compliance@azcc.gov, mail or deliver the completed Annual Report to:
Arizona Corporation Commission
Compliance Section - Utilities Division
1200 West Washington Street
Phoenix, Arizona 85007

Application Type: **Original Filing**
Application Date: **4/22/2021**

ARIZONA CORPORATION COMMISSION
WASTEWATER UTILITY ANNUAL REPORT
MHC Operating Limited Partnership DBA The Sedona Venture Water Company
A Class Utility

For the Calendar Year Ended: 12/31/20

Primary Address:
City: State: Zip Code:

Telephone Number:

Date of Original Organization of Utility:

Person to whom correspondence should be addressed concerning this report:

Name:
Telephone No. :
Address:
City: State: Zip Code:
Email:

Name:
Telephone No. :
Address:
City: State: Zip Code:
Email:

Name:
Telephone No. :
Address:
City: State: Zip Code:
Email:

Name:
Telephone No. :
Address:
City: State: Zip Code:
Email:

Name:
Telephone No. :
Address:
City: State: Zip Code:
Email:

Ownership:

Counties Served:

Important changes during the year	
--	--

No	For those companies not subject to the affiliated interest rules, has there been a change in ownership or direct control during the year?
	If yes, please provide specific details in the box below.
	N/A

No	Has the company been notified by any other regulatory authorities during the year, that they are out of compliance?
	If yes, please provide specific details in the box below.
	N/A

Utility Plant in Service (Wastewater)							
Account No.	Description	Beginning Year Original Cost	Current Year Additions	Current Year Retirements	Adjusted Original Cost	Accumulated Depreciation	OCLED (OC less AD)
351	Organization	\$1,415			\$1,415	\$376	\$1,039
352	Franchises				0		0
353	Land and Land Rights				0		0
354	Structures and Improvements	449,727			449,727	304,344	145,383
355	Power Generation Equipment				0		0
360	Collections Wastewater - Force	10,219			10,219	3,538	6,681
361	Collections Wastewater - Gravity				0		0
362	Special Collecting Structures				0		0
363	Services to Customers				0		0
364	Flow Measuring Devices		4,074		4,074	408	3,667
365	Flow Measuring Installations	1,094			1,094	1,094	0
366	Reuse Services				0		0
367	Reuse Meters & Meter Installations				0		0
370	Receiving Wells	7,814			7,814	6,890	924
371	Pumping Equipment	25,663			25,663	5,246	20,417
374	Reuse Distribution Reservoirs				0		0
375	Reuse Trans. And Distr. Equipment				0		0
380	Treatment and Disposal Equipment	58,107			58,107	38,296	19,811
381	Plant Sewers	5,146			5,146	322	4,824
382	Outfall Sewer Lines				0		0
389	Other Plant and Misc. Equipment				0		0
390	Office Furniture and Equipment				0		0
390.1	Computer & Software				0		0
391	Transportation Equipment				0		0
392	Stores Equipment				0		0
393	Tools, Shop and Garage Equipment				0		0
394	Laboratory Equipment				0		0
395	Power Operated Equipment				0		0
396	Communication Equipment				0		0
397	Miscellaneous Equipment				0		0
398	Other Tangible Plant				0		0
	Totals	\$559,185	\$4,074	\$0	\$563,259	\$360,514	\$202,746

Instructions: Fill out the Grey Cells with the relevant information. Input 0 or none if there is nothing recorded in that account or there is no applicable information to report.

MHC Operating Limited Partnership DBA The Sedona Venture Water Company
 Annual Report
 Depreciation Expense for the Current Year (Wastewater)
 12/31/20

Depreciation Expense for the Current Year (Wastewater)									
Account No.	Description	Beginning Year Original Cost	Current Year Additions	Current Year Retirements	Adjusted Original Cost	Fully Depreciated/Non-depreciable Plant	Depreciable Plant	Depreciation Percentages	Depreciation Expense
351	Organization	\$1,415	\$0	\$0	\$1,415		\$1,415	3.33%	\$47
352	Franchises	0	0	0	0		0		0
353	Land and Land Rights	0	0	0	0		0		0
354	Structures and Improvements	449,727	0	0	449,727	36,489	413,238	3.33%	13,776
355	Power Generation Equipment	0	0	0	0		0		0
360	Collections Wastewater - Force	10,219	0	0	10,219	1,106	9,113	3.33%	304
361	Collections Wastewater - Gravity	0	0	0	0		0		0
362	Special Collecting Structures	0	0	0	0		0		0
363	Services to Customers	0	0	0	0		0		0
364	Flow Measuring Devices	0	4,074	0	4,074		4,074	20.00%	407
365	Flow Measuring Installations	1,094	0	0	1,094	1,093	1	10.00%	0
366	Reuse Services	0	0	0	0		0		0
367	Reuse Meters & Meter Installations	0	0	0	0		0		0
370	Receiving Wells	7,814	0	0	7,814	6,554	1,260	3.33%	42
371	Pumping Equipment	25,663	0	0	25,663		25,663	6.67%	1,711
374	Reuse Distribution Reservoirs	0	0	0	0		0		0
375	Reuse Trans. And Distr. Equipment	0	0	0	0		0		0
380	Treatment and Disposal Equipment	58,107	0	0	58,107	23,793	34,314	10.22%	3,507
381	Plant Sewers	5,146	0	0	5,146		5,146	3.13%	161
382	Outfall Sewer Lines	0	0	0	0		0		0
389	Other Plant and Misc. Equipment	0	0	0	0		0		0
390	Office Furniture and Equipment	0	0	0	0		0		0
390.1	Computer & Software	0	0	0	0		0		0
391	Transportation Equipment	0	0	0	0		0		0
392	Stores Equipment	0	0	0	0		0		0
393	Tools, Shop and Garage Equipment	0	0	0	0		0		0
394	Laboratory Equipment	0	0	0	0		0		0
395	Power Operated Equipment	0	0	0	0		0		0
396	Communication Equipment	0	0	0	0		0		0
397	Miscellaneous Equipment	0	0	0	0		0		0
398	Other Tangible Plant	0	0	0	0		0		0
	Subtotal	\$559,185	\$4,074	\$0	\$563,259	\$69,035	\$494,224		\$19,955

Contribution(s) in Aid of Construction (Gross) \$0
 Less: Non Amortizable Contribution(s) 0
 Fully Amortized Contribution(s) 0
 Amortizable Contribution(s) \$0
 Times: Proposed Amortization Rate 4.04%
 Amortization of CIAC \$0

Less: Amortization of CIAC \$0

DEPRECIATION EXPENSE \$19,955

Instructions: Fill out the Grey Cells with the relevant information. Input 0 or none if there is nothing recorded in that account or there is no applicable information to report.

MHC Operating Limited Partnership DBA The Sedona Venture Water Company
 Annual Report
 Balance Sheet Assets
 12/31/20

Balance Sheet Assets				
	Assets		Balance at Beginning of Year (2020)	Balance at End of Year (2020)
Account No.	Current and Accrued Assets			
131	Cash		\$40,376	\$30,935
132	Special Deposits			
135	Temporary Cash Investments			
141	Customer Accounts Receivable		956	1,160
142	Other Accounts Receivable			
143	Accumulated Provision for Uncollectable Accounts			
146	Notes Receivable from Associated Companies			
151	Plant Material and Supplies			
162	Prepayments			
173	Accrued Utility Revenue			
174	Miscellaneous Current and Accrued Assets		404,166	425,693
	Total Current and Accrued Assets		\$445,498	\$457,788
	Deferred Debits			
186.1	Deferred Rate Case Expense		\$0	\$0
	Total Deferred Debits		\$0	\$0
	Fixed Assets			
101	Utility Plant in Service*		\$559,185	\$563,259
103	Property Held for Future Use			
105	Construction Work in Progress			
108	Accumulated Depreciation (enter as negative)*		(340,559)	(360,514)
121	Non-Utility Property			
122	Accumulated Depreciation - Non Utility			
	Total Fixed Assets		\$218,626	\$202,746
	Total Assets		\$664,124	\$660,534

Instructions: Fill out the Grey Cells with the relevant information. Input 0 or none if there is nothing recorded in that account or there is no applicable information to report.

Note these items feed automatically from the adjusted end of year balance from AR4.

MHC Operating Limited Partnership DBA The Sedona Venture Water Company
 Annual Report
 Balance Sheet Liabilities and Owners Equity

Balance Sheet Liabilities and Owners Equity				
	Liabilities		Balance at Beginning of Year (2020)	Balance at End of Year (2020)
Account No.	Current Liabilities			
231	Accounts Payable		\$0	\$419
232	Notes Payable (Current Portion)			
234	Notes Payable to Associated Companies			
235	Customer Deposits		1,591	1,676
236	Accrued Taxes			343
237	Accrued Interest			
241	Miscellaneous Current and Accrued Liabilities		3,648	6,459
253	Other Deferred Credits			
	Total Current Liabilities		\$5,239	\$8,897
	Long Term Debt			
224	Long Term Debt (Notes and Bonds)		\$0	\$0
	Total Long Term Debt		\$0	\$0
	Deferred Credits			
252	Advances in Aid of Construction		\$0	\$0
255	Accumulated Deferred Investment Tax Credits			
271	Contributions in Aid of Construction			
272	Less: Amortization of Contributions			
281	Accumulated Deferred Income Tax			
	Total Deferred Credits		\$0	\$0
	Total Liabilities		\$5,239	\$8,897
	Capital Accounts			
201	Common Stock Issued		\$0	\$0
211	Other Paid-In Capital			
215	Retained Earnings			
218	Proprietary Capital (Sole Props and Partnerships)		658,885	651,637
	Total Capital		\$658,885	\$651,637
	Total Liabilities and Capital		\$664,124	\$660,534

Instructions: Fill out the Grey Cells with the relevant information. Input 0 or none if there is nothing recorded in that account or there is no applicable information to report.

Note: Total liabilities and Capital must match total assets for the beginning and end of the year!

MHC Operating Limited Partnership DBA The Sedona Venture Water Company
Annual Report
Wastewater Comparative Income Statement
12/31/20

Wastewater Comparative Income Statement			
Account No.	Calendar Year	Current Year 01/01/2020 - 12/31/2020	Last Year 01/01/2019 - 12/31/2019
	Operating Revenue		
521	Flat Rate Revenues	\$248,344	\$248,270
522	Measured Revenues		
534	Rents from Wastewater Property		
536	Other Wastewater Revenues		
	Total Revenues	\$248,344	\$248,270
	Operating Expenses		
701	Salaries and Wages	\$0	\$0
704	Employee Pensions and Benefits		
710	Purchased Wastewater Treatment	78,820	78,450
711	Sludge Removal Expense	22,950	21,100
715	Purchased Power	5,546	5,489
716	Fuel for Power Production		
718	Chemicals	4,980	2,076
720	Materials and Supplies	13,721	20,425
720.1	Repairs and Maintenance		
720.2	Office Supplies and Expense		
721	Office Expense		
731	Contractual Services -Engineering		
732	Contractual Services - Accounting	734	
733	Contractual Services - Legal		
734	Contractual Services - Management Fees	20,400	24,136
735	Contractual Services - Testing		
736	Contractual Services - Other	12,760	
740	Rents - Building		
742	Rents - Equipment		
750	Transportation Expenses		
757	Insurance - General Liability	231	231
758	Insurance - Worker's Compensation		
759	Insurance - Other		
760	Advertising Expense		
766	Regulatory Commission Expense - Rate Case		
767	Regulatory Commission Expense - Other		
770	Bad Debt Expense		
775	Miscellaneous Expense	683	731
403	Depreciation Expense (From Schedule AR4)	19,955	19,281
408	Taxes Other Than Income		
408.11	Property Taxes	8,714	8,893
408.12	Payroll Taxes		
409	Income Taxes		
	Total Operating Expenses	\$189,494	\$180,812
	Operating Income / (Loss)	\$58,850	\$67,458
	Other Income / (Expense)		
414	Gain (Loss) on Dispositions	\$0	\$0
419	Interest and Dividend Income		
421	Non-Utility Income		
426	Miscellaneous Non-Utility (Expense)		
427	Interest (Expense)		
	Total Other Income / (Expense)	\$0	\$0
	Net Income / (Loss)	\$58,850	\$67,458

Instructions: Fill out the Grey Cells with the relevant information. Input 0 or none if there is nothing recorded in that account or there is no applicable information to report.

MHC Operating Limited Partnership DBA The Sedona Venture Water Company
 Annual Report
 Full time equivalent employees
 12/31/20

Full time equivalent employees

	Direct Company	Allocated	Outside service	Total
President				0.0
Vice-president				0.0
Manager			0.4	0.4
Engineering Staff				0.0
System Operator(s)			0.7	0.7
Customer Service				0.0
Accounting			0.3	0.3
Business Office				0.0
Rates Department				0.0
Administrative Staff				0.0
Other				0.0
Total	0.0	0.0	1.4	1.4

Instructions: Fill out the Grey Cells with the relevant information. Input 0 or none if there is nothing recorded in that account or there is no applicable information to report. A full-time employee is based on 2080 total hours per year. Please calculate partial employees using 2080 hours.

MHC Operating Limited Partnership DBA The Sedona Venture Water Company
 Annual Report
 Supplemental Financial Data (Long-Term Debt)
 12/31/20

Supplemental Financial Data (Long-Term Debt)				
	Loan #1	Loan #2	Loan #3	Loan #4
Date Issued	No Loans			
Source of Loan				
ACC Decision No.				
Reason for Loan				
Dollar Amt. Issued				
Amount Outstanding				
Date of Maturity				
Interest Rate				
Current Year Interest				
Current Year Principal				

Meter Deposit Balance at Test Year End:	Sewer - no meters
---	-------------------

Meter Deposits Refunded During the Test Year:	
---	--

List all bonds, notes, loans, and other types of indebtedness in which the proceeds were used in the provision of public utility service. Indebtedness incurred for personal uses by the owner of the utility should not be listed. Input 0 or none if there is nothing to report for that cell.

Wastewater Utility Plant Description	
Name of System:	Sedona Venture Sewer
Wastewater Inventory Number (if applicable):	101755
Type of Treatment	Other
Design Capacity of Plant (Gallons per day)	100,000

LIFT STATION FACILITIES					
Location	Quantity of Pumps	Horsepower Per Pump	Rated Capacity Per Pump (GPM)	Wet Well Capacity (gals)	Year Constructed
#1-Red Moon/Sunset	2	7.5	110	4000	1998
#2-Sunset/Yellow Skyw	2	4.5	185	5000	1971/1995
#3-WWTP-115 Yellow	2	1	85	3500	1971/1991

FORCE MAINS		
Size	Material	Length (Feet)
6 inch	PVC	422

MANHOLES	
Type	Quantity
Standard	55
Drop	3.5 to 5 feet

CLEANOUTS
Quantity
5

Note: If you are filing for more than one system, please provide separate sheets for each system.

Instructions: Fill out the Grey Cells with the relevant information. Input 0 or none if there is nothing recorded in that account or there is no applicable information to report. Copy and paste this sheet as many times as is necessary.

MHC Operating Limited Partnership DBA The Sedona Venture Water Company
 Annual Report
 Wastewater Utility Plant Description (Continued)

Wastewater Utility Plant Description (Continued)					
GRAVITY MAINS			SERVICES/LATERALS		
Sizes (inches)	Material	Length (feet)	Size (inches)	Material	Quantity
4	PVC	3,274	4	PVC	278
6	PVC	422	6	PVC	1
8	PVC	12,197			

For the following five items, list the utility owned assets in each category for each system.

SOLIDS PROCESSING AND HANDLING FACILITIES	Aerobic digester/sludge hauler
DISINFECTION EQUIPMENT (Chlorinator, Ultra-Violet, Etc.)	Chlorine tablets
FILTRATION EQUIPMENT (Rapid Sand, Slow Sand, Activated Carbon, Etc.)	Rapid sand/gravel filter
STRUCTURES (Buildings, Fences, Etc.)	12 x 28 foot filter building, 12 x 16 foot lab/office
Other (Laboratory Equipment, Tools, Vehicles, Standby, Power Generators, Etc.)	Various lab tools, stand-by generator

Note: If you are filing for more than one system, please provide separate sheets for each system.

Instructions: Fill out the Grey Cells with the relevent information. Input 0 or none if there is nothing recorded in that account or there is no applicable information to report. Copy and paste this sheet as many times as is necessary.

MHC Operating Limited Partnership DBA The Sedona Venture Water Company
 Annual Report
 Wastewater Flows
 12/31/20

Wastewater Flows					
Month	Number of Services	Total Monthly Sewage Flow (Gallons)	Sewage Flow on Peak Day	Purchased Power Expense ¹	Purchased Power (kWh) ²
January	279	987,519	40,417	\$498	4,160
February	279	849,481	37,595	450	3,456
March	279	917,009	40,737	416	3,648
April	279	680,835	33,563	420	3,216
May	279	1,060,311	52,706	453	3,216
June	279	1,218,983	55,233	459	3,760
July	279	1,469,552	69,821	512	3,664
August	279	1,448,185	61,366	533	3,472
September	279	1,056,320	68,346	510	3,248
October	279	1,076,293	41,587	465	3,152
November	279	1,119,855	59,372	371	3,136
December	279	869,212	52,602	459	3,648
Totals		12,753,555	613,345	\$5,546	41,776

Provide the following information as applicable per wastewater system:

Method of Effluent Disposal	Surface Water Discharge
Groundwater Permit Number	N/A
ADEQ Aquifer Protection Permit ("APP") Number	P-101755
ADEQ Reuse Permit Number	N/A
EPA NPDES Permil Number	AZ-0021807
APP Effluent Treatment Requirement (Class)?	N/A
Permitted Flow Rate	75,000 GPD
Permitted Organic Capacity	N/A
Hydraulic Capacity	100,000 GPD
Type of Biological Treatment	Sequenced Batch Reactor (SBR)

In the space below, list all violations within the past 12 months:

N/A

Note: If you are filing for more than one system, please provide separate sheets for each system.

1 Enter the total purchased power costs for the power meters associated with this system.

2 Enter the total purchased kWh used by the power meters associated with this system.

Instructions: Fill out the Grey Cells with the relevent information. Input 0 or none if there is nothing recorded in that account or there is no applicable information to report.

Other Wastewater System Information

Provide a calculation used to determine the value of one wastewater equivalent residential connection (ERC).

Use one of the following methods:

- (a) If actual flow data are available from the preceding 12 months, divide the total annual single family residence (SFR) gallons sold by the average number of single family residence customers for the same period and divide the result by 365 days.
- (b) If no historical flow data are available, use:
ERC = (Total SFR gallons treated (Omit 000) / 365 days / 280 gallons per day)

For wastewater only utilities:

Subtract all general use and other non residential customer gallons from the total gallons treated. Divide the remainder (SFR customers) by 365 days to reveal single family residence customer gallons per day.

NOTE: Total gallons treated includes both treated and purchased treatment.

ERC
Method used:

What is the present system connection capacity (in ERCs *) using existing lines?

What is the future system connection capacity (in ERCs *) upon service area buildout?

Describe any plans and estimated completion dates for any enlargements or improvements of this system.

None. The community is nearly built out and capacity remains.

If the utility uses reuse as a means of effluent disposal, attach a list of the reuse end users and the amount of reuse provided to each, if known.

N/A

If the utility does not engage in reuse, has a reuse feasibility study been completed?

If so, when?

N/A

MHC Operating Limited Partnership DBA The Sedona Venture Water Company
 Annual Report
 Utility Shutoffs / Disconnects
 12/31/20

Utility Shutoffs / Disconnects	
Name of System:	Sedona Venture Sewer
Wastewater Inventory Number (if applicable):	101755

Month	Termination without Notice R14-2-609.B	Termination with Notice R14-2-609.C	Other
January	0	0	0
February	0	0	0
March	0	0	0
April	0	0	0
May	0	0	0
June	0	0	0
July	0	0	0
August	0	0	0
September	0	0	0
October	0	0	0
November	0	0	0
December	0	0	0
Total	0	0	0

Other (description):

Other (description):	N/A
----------------------	-----

Instructions: Fill out the Grey Cells with the relevant information. Input 0 or none if there is nothing recorded in that account or there is no applicable information to report.

MHC Operating Limited Partnership DBA The Sedona Venture Water Company
Annual Report
Property Taxes
12/31/20

Property Taxes	
Amount of actual property taxes paid during Calendar Year 2020 was	\$8,714

If no property taxes paid, explain why.
N/A

Instructions: Fill out the Grey Cells with the relevant information. Input 0 or none if there is nothing recorded in that account or there is no applicable information to report.

Verification and Sworn Statement (Taxes)

Verification: State of Arizona I, the undersigned of the
(state name)

County of (county name): Maricopa
Name (owner or official) title: Ronald C Bunce, Sr Vice President
Company name: MHC Operating Limited Partnership DBA The Sedona Venture Water C

DO SAY THAT THIS ANNUAL UTILITY PROPERTY TAX AND SALES TAX REPORT TO THE ARIZONA CORPORATION COMMISSION.

FOR THE YEAR ENDING: 12/31/20

HAS BEEN PREPARED UNDER MY DIRECTION, FROM THE ORIGINAL BOOKS, PAPERS AND RECORDS OF SAID UTILITY; THAT I HAVE CAREFULLY EXAMINED THE SAME, AND DECLARE THE SAME TO BE A COMPLETE AND CORRECT STATEMENT OF BUSINESS AND AFFAIRS OF SAID UTILITY FOR THE PERIOD COVERED BY THIS REPORT IN RESPECT TO EACH AND EVERY MATTER AND THING SET FORTH, TO THE BEST OF MY KNOWLEDGE, INFORMATION AND BELIEF.

Sworn Statement: I HEREBY ATTEST THAT ALL PROPERTY TAXES FOR SAID COMPANY ARE CURRENT AND PAID IN FULL.

I HEREBY ATTEST THAT ALL SALES TAXES FOR SAID COMPANY ARE CURRENT AND PAID IN FULL.

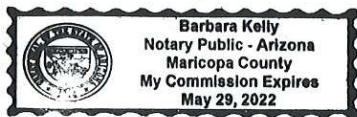
Ronald C Bunce
signature of owner/official

(602) 675-5690
telephone no.

SUBSCRIBED AND SWORN TO BEFORE ME A NOTARY PUBLIC
IN AND FOR THE COUNTY

THIS 10th DAY OF Maricopa
(month) and (year)

MY COMMISSION EXPIRES May 29, 2022
(date)



Barbara Kelly
(signature of notary public)

Verification and Sworn Statement

Verification:

State of Arizona I, the undersigned of the
(state name)
County of (county name): Maricopa
Name (owner or official) title: Ronald C Bunce, Sr Vice President
Company name: MHC Operating Limited Partnership DBA The Sedona Venture W

DO SAY THAT THIS ANNUAL UTILITY PROPERTY TAX AND SALES TAX REPORT TO THE ARIZONA CORPORATION COMMISSION.

FOR THE YEAR ENDING: 12/31/20

HAS BEEN PREPARED UNDER MY DIRECTION, FROM THE ORIGINAL BOOKS, PAPERS AND RECORDS OF SAID UTILITY; THAT I HAVE CAREFULLY EXAMINED THE SAME, AND DECLARE THE SAME TO BE A COMPLETE AND CORRECT STATEMENT OF BUSINESS AND AFFAIRS OF SAID UTILITY FOR THE PERIOD COVERED BY THIS REPORT IN RESPECT TO EACH AND EVERY MATTER AND THING SET FORTH, TO THE BEST OF MY KNOWLEDGE, INFORMATION AND BELIEF.

Sworn Statement: IN ACCORDANCE WITH THE REQUIREMENTS OF TITLE 40, ARTICLE 8, SECTION 40-401, ARIZONA REVISED STATUTES, IT IS HEREIN REPORTED THAT THE GROSS OPERATING REVENUE OF SAID UTILITY DERIVED FROM ARIZONA INTRASTATE UTILITY OPERATIONS DURING THE CALENDAR YEAR WAS:

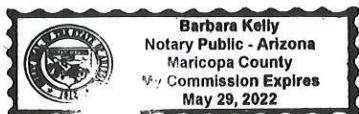
Arizona Intrastate Gross Operating Revenues Only (\$)
\$248,344
(The amount in the box above includes
\$0 in sales taxes
billed or collected)

Ronald C Bunce
signature of owner/official
(602) 675-5690
telephone no.

SUBSCRIBED AND SWORN TO BEFORE ME A NOTARY PUBLIC
IN AND FOR THE COUNTY

THIS 19th DAY OF April 2021
(month) and (year)

MY COMMISSION EXPIRES



May 29, 2022
(date)
Barbara Kelly
(signature of notary public)

Verification and Sworn Statement (Residential Revenue)

Verification:

State of Arizona I, the undersigned of the
(state name)

County of (county name): Maricopa
Name (owner or official) title: Ronald C Bunce, Sr Vice President
Company name: MHC Operating Limited Partnership DBA The Sedona Vent

DO SAY THAT THIS ANNUAL UTILITY PROPERTY TAX AND SALES TAX REPORT TO THE ARIZONA CORPORATION COMMISSION.

FOR THE YEAR ENDING: 12/31/20

HAS BEEN PREPARED UNDER MY DIRECTION, FROM THE ORIGINAL BOOKS, PAPERS AND RECORDS OF SAID UTILITY; THAT I HAVE CAREFULLY EXAMINED THE SAME, AND DECLARE THE SAME TO BE A COMPLETE AND CORRECT STATEMENT OF BUSINESS AND AFFAIRS OF SAID UTILITY FOR THE PERIOD COVERED BY THIS REPORT IN RESPECT TO EACH AND EVERY MATTER AND THING SET FORTH, TO THE BEST OF MY KNOWLEDGE, INFORMATION AND BELIEF.

Sworn Statement: IN ACCORDANCE WITH THE REQUIREMENTS OF TITLE 40, ARTICLE 8, SECTION 40-401, ARIZONA REVISED STATUTES, IT IS HEREIN REPORTED THAT THE GROSS OPERATING REVENUE OF SAID UTILITY DERIVED FROM ARIZONA INTRASTATE UTILITY OPERATIONS RECEIVED FROM RESIDENTIAL CUSTOMERS DURING THE CALENDAR YEAR WAS:

Arizona Intrastate Gross Operating Revenues Only (\$)

\$171,335

(The amount in the box above includes

\$0 in sales taxes
billed or collected)

Ronald C Bunce
signature of owner/official

(602) 675-5690

telephone no.

SUBSCRIBED AND SWORN TO BEFORE ME A NOTARY PUBLIC
IN AND FOR THE COUNTY

Maricopa
(county name)

THIS

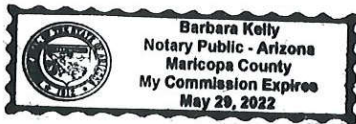
19th

DAY OF

April 2021
(month) and (year)

MY COMMISSION EXPIRES

May 29, 2022
(date)



Barbara Kelly
(signature of notary public)