

**ANNUAL REPORT**

Of

Company Name: ABRA WATER COMPANY, INC.

PO Box 515

Mailing Address: Paulden AZ  
86334

Docket No.: W-01782A

For the Year Ended: 12/31/18

**RECEIVED**  
**APR 05 2019**  
ARIZONA CORP COMMISSION  
UTILITIES DIVISION - DIRECTOR'S OFFICE

**WATER UTILITY**

To

Arizona Corporation Commission

**Due on April 15th**

Email: [rdelafuente@azcc.gov](mailto:rdelafuente@azcc.gov), mail or deliver the completed Annual Report to:

Arizona Corporation Commission  
Compliance Section - Utilities Division  
1200 West Washington Street  
Phoenix, Arizona 85007

Application Type: Original Filing

Application Date: 4/5/2019

4-9-19

ARIZONA CORPORATION COMMISSION  
WATER UTILITY ANNUAL REPORT  
ABRA WATER COMPANY, INC.  
A Class  Utility

1. For the Calendar Year Ended:

2. Address:   
City:  State:  Zip Code:

3. Telephone Number:

4. Date of Original Organization of Utility:

5. Person to whom correspondence should be addressed concerning this report:

Name:   
Telephone No. :   
Address:   
City:  State:  Zip Code:   
Email:

6. On-Site Manager:

Name:   
Telephone No. :   
Address:   
City:  State:  Zip Code:   
Email:

7. Ownership:

8. Counties Served:

Utility Plant in Service (Water)							
Account No.	Description	Beginning Year Original Cost	Current Year Additions	Current Year Retirements	Adjusted Original Cost	Accumulated Depreciation	OCLD (OC less AD)
301	Organization	\$508	\$0	\$0	\$508	\$0	\$508
302	Franchises	787	0	0	787	0	787
303	Land and Land Rights	15,044	0	0	15,044	0	15,044
304	Structures and Improvements	91,262	0	0	91,262	29,576	61,686
305	Collecting & Improving Reservoirs	2,800	0	0	2,800	373	2,427
306	Lake, River, Canal Intakes	0	0	0	0	0	0
307	Wells and Springs	73,153	0	0	73,153	64,995	8,158
308	Infiltration Galleries	0	0	0	0	0	0
309	Supply Mains	0	0	0	0	0	0
310	Power Generation Equipment	0	0	0	0	9	(9)
311	Pumping Equipment	74,729	0	0	74,729	38,516	36,213
320	Water Treatment Equipment	0	0	0	0	0	0
320.1	Water Treatment Plants	145,002	0	0	145,002	54,827	90,175
320.2	Solution Chemical Feeders	0	0	0	0	0	0
320.3	Point-of-Use Treatment Devices	66,000	0	0	66,000	54,944	11,056
330	Distribution Reservoirs and Standpipes	0	0	0	0	0	0
330.1	Storage Tanks	197,626	0	0	197,626	74,612	123,014
330.2	Pressure Tanks	0	0	0	0	0	0
331	Transmission and Distribution Mains	730,435	0	0	730,435	389,697	340,738
333	Services	135,124	4,790	0	139,914	102,626	37,288
334	Meters and Meter Installations	20,821	727	0	21,548	7,354	14,194
335	Hydrants	0	0	0	0	0	0
336	Backflow Prevention Devices	0	0	0	0	0	0
339	Other Plant and Misc. Equipment	9,890	0	0	9,890	9,890	0
340	Office Furniture and Equipment	0	338	0	338	11	327
340.1	Computer & Software	1,617	0	0	1,617	505	1,112
341	Transportation Equipment	0	0	0	0	0	0
342	Stores Equipment	0	0	0	0	0	0
343	Tools, Shop and Garage Equipment	0	0	0	0	0	0
344	Laboratory Equipment	0	0	0	0	0	0
345	Power Operated Equipment	26,000	0	0	26,000	3,249	22,751
346	Communication Equipment	12,247	0	0	12,247	6,400	5,847
347	Miscellaneous Equipment	94	0	0	94	94	0
348	Other Tangible Plant	0	0	0	0	0	0
	<b>Totals</b>	<b>\$1,603,139</b>	<b>\$5,855</b>	<b>\$0</b>	<b>\$1,608,994</b>	<b>\$837,678</b>	<b>\$771,316</b>

**Instructions:** Fill out the Grey Cells with the relevant information. Input 0 or none if there is nothing recorded in that account or there is no applicable information to report.

ABRA WATER COMPANY, INC.  
Annual Report  
Depreciation Expense for the Current Year (Water)  
12/31/18

Depreciation Expense for the Current Year (Water)								
Account No.	Description	Beginning Year Original Cost	Current Year Additions	Current Year Retirements	Adjusted Original Cost	Fully Depreciated/Non-depreciable Plant	Depreciation Percentages	Depreciation Expense
301	Organization	\$508	\$0	\$0	\$508	\$508	0.00%	\$0
302	Franchises	787	0	0	787	787	0.00%	0
303	Land and Land Rights	15,044	0	0	15,044	15,044	0.00%	0
304	Structures and Improvements	91,262	0	0	91,262	0	3.33%	3,039
305	Collecting & Improving Reservoirs	2,800	0	0	2,800	0	2.50%	70
306	Lake, River, Canal Intakes	0	0	0	0	0	0.00%	0
307	Wells and Springs	73,153	0	0	73,153	32,960	3.33%	1,338
308	Infiltration Galleries	0	0	0	0	0	0.00%	0
309	Supply Mains	0	0	0	0	0	0.00%	0
310	Power Generation Equipment	0	0	0	0	0	0.00%	0
311	Pumping Equipment	74,729	0	0	74,729	0	12.50%	9,341
320	Water Treatment Equipment	0	0	0	0	0	0.00%	0
320.1	Water Treatment Plants	145,002	0	0	145,002	0	3.33%	4,829
320.2	Solution Chemical Feeders	0	0	0	0	0	0.00%	0
320.3	Point-of-Use Treatment Devices	66,000	0	0	66,000	0	33.30%	21,978
330	Distribution Reservoirs and Standpipes	0	0	0	0	0	0.00%	0
330.1	Storage Tanks	197,626	0	0	197,626	0	2.22%	4,387
330.2	Pressure Tanks	0	0	0	0	0	0.00%	0
331	Transmission and Distribution Mains	730,435	0	0	730,435	0	2.00%	14,609
333	Services	135,124	4,790	0	139,914	0	3.33%	4,579
334	Meters and Meter Installations	20,821	727	0	21,548	0	8.33%	1,765
335	Hydrants	0	0	0	0	0	0.00%	0
336	Backflow Prevention Devices	0	0	0	0	0	0.00%	0
339	Other Plant and Misc. Equipment	9,890	0	0	9,890	1,775	6.67%	541
340	Office Furniture and Equipment	0	338	0	338	0	6.67%	11
340.1	Computer & Software	1,617	0	0	1,617	0	20.00%	323
341	Transportation Equipment	0	0	0	0	0	0.00%	0
342	Stores Equipment	0	0	0	0	0	0.00%	0
343	Tools, Shop and Garage Equipment	0	0	0	0	0	0.00%	0
344	Laboratory Equipment	0	0	0	0	0	0.00%	0
345	Power Operated Equipment	26,000	0	0	26,000	0	5.00%	1,300
346	Communication Equipment	12,247	0	0	12,247	0	10.00%	1,225
347	Miscellaneous Equipment	94	0	0	94	0	10.00%	9
348	Other Tangible Plant	0	0	0	0	0	0.00%	0
	<b>Subtotal</b>	<b>\$1,603,139</b>	<b>\$5,855</b>	<b>\$0</b>	<b>\$1,608,994</b>	<b>\$51,074</b>		<b>\$69,345</b>

Contribution(s) in Aid of Construction (Gross)	\$516,895
Less: Non Amortizable Contribution(s)	0
Fully Amortized Contribution(s)	0
Amortizable Contribution(s)	<b>\$516,895</b>
Times: Proposed Amortization Rate	4.45%
Amortization of CIAC	\$23,008

Less: Amortization of CIAC

**DEPRECIATION EXPENSE**

**Instructions:** Fill out the Grey Cells with the relevant information. Input 0 or none if there is nothing recorded in that account or there is no applicable information to report.

ABRA WATER COMPANY, INC.  
Annual Report  
Balance Sheet Assets  
12/31/18

Balance Sheet Assets				
	Assets		Balance at Beginning of Year (2018)	Balance at End of Year (2018)
Account No.	<b>Current and Accrued Assets</b>			
131	Cash		\$93,715	\$152,557
134	Working Funds		0	0
135	Temporary Cash Investments		0	0
141	Customer Accounts Receivable		22,776	18,375
146	Notes Receivable from Associated Companies		0	0
151	Plant Material and Supplies		0	0
162	Prepayments		0	0
174	Miscellaneous Current and Accrued Assets		44,870	44,625
	<b>Total Current and Accrued Assets</b>		<b>\$161,361</b>	<b>\$215,557</b>
Account No.	<b>Fixed Assets</b>			
101	Utility Plant in Service*		\$1,603,139	\$1,608,994
103	Property Held for Future Use		0	0
105	Construction Work in Progress		0	0
108	Accumulated Depreciation (enter as negative)*		(768,335)	(837,678)
121	Non-Utility Property		35,284	32,555
122	Accumulated Depreciation - Non Utility		0	0
	<b>Total Fixed Assets</b>		<b>\$870,088</b>	<b>\$803,871</b>
	<b>Total Assets</b>		<b>\$1,031,449</b>	<b>\$1,019,428</b>

**Instructions:** Fill out the Grey Cells with the relevant information. Input 0 or none if there is nothing recorded in that account or there is no applicable information to report.

\*Note these items feed automatically from AR3 UPIS Page 3

ABRA WATER COMPANY, INC.  
Annual Report  
Balance Sheet Liabilities and Owners Equity

<b>Balance Sheet Liabilities and Owners Equity</b>				
	<b>Liabilities</b>		<b>Balance at Beginning of Year (2018)</b>	<b>Balance at End of Year (2018)</b>
<b>Account No.</b>	<b>Current Liabilities</b>			
231	Accounts Payable		\$0	\$0
232	Notes Payable (Current Portion)		2,075	6,758
234	Notes Payable to Associated Companies		0	0
235	Customer Deposits		16,500	17,625
236	Accrued Taxes		1,410	1,183
237	Accrued Interest		0	0
242	Miscellaneous Current and Accrued Liabilities		0	9,490
	<b>Total Current Liabilities</b>		<b>\$19,985</b>	<b>\$35,056</b>
	<b>Long Term Debt</b>			
224	Long Term Debt (Notes and Bonds)		\$242,222	\$206,192
	<b>Deferred Credits</b>			
251	Unamortized Premium on Debt		\$0	\$0
252	Advances in Aid of Construction		39,759	37,740
255	Accumulated Deferred Investment Tax Credits		0	0
271	Contributions in Aid of Construction		511,663	516,895
272	Less: Amortization of Contributions		(358,713)	(381,720)
281	Accumulated Deferred Income Tax		0	0
	<b>Total Deferred Credits</b>		<b>\$192,709</b>	<b>\$172,915</b>
	<b>Total Liabilities</b>		<b>\$454,916</b>	<b>\$414,163</b>
	<b>Capital Accounts</b>			
201	Common Stock Issued		\$10,000	\$10,000
211	Other Paid-In Capital		418,915	418,915
215	Retained Earnings		124,521	153,220
218	Proprietary Capital (Sole Props and Partnerships)		23,096	23,129
	<b>Total Capital</b>		<b>\$576,532</b>	<b>\$605,264</b>
	<b>Total Liabilities and Capital</b>		<b>\$1,031,448</b>	<b>\$1,019,427</b>

**Instructions:** Fill out the Grey Cells with the relevant information. Input 0 or none if there is nothing recorded in that account or there is no applicable information to report.

**Note:** Total liabilities and Capital must match total assets for the beginning and end of the year!

ABRA WATER COMPANY, INC.  
Annual Report  
Water Comparative Income Statement  
12/31/18

<b>Water Comparative Income Statement</b>			
Account No.	Calendar Year	Current Year 01/01/2018 - 12/31/2018	Last Year 01/01/2017 - 12/31/2017
	<b>Operating Revenue</b>		
461	Metered Water Revenue	\$271,812	\$272,408
460	Unmetered Water Revenue	0	0
462	Fire Protection Revenue	0	0
469	Guaranteed Revenues (Surcharges)	0	0
471	Miscellaneous Service Revenues	0	0
474	Other Water Revenue	17,608	18,574
	<b>Total Revenues</b>	<b>\$289,420</b>	<b>\$290,982</b>
	<b>Operating Expenses</b>		
601	Salaries and Wages	\$0	\$0
604	Employee Pensions and Benefits	0	0
610	Purchased Water	0	0
615	Purchased Power	20,306	18,600
618	Chemicals	203	361
620	Materials and Supplies	7,533	5,207
620.1	Repairs and Maintenance	0	0
620.2	Office Supplies and Expense	11,654	11,882
630	Contractual Services	0	116,790
631	Contractual Services -Engineering	6,018	0
632	Contractual Services - Accounting	1,563	0
633	Contractual Services - Legal	0	0
634	Contractual Services - Management Fees	113,880	0
635	Contractual Services - Water Testing	3,327	3,309
636	Contractual Services - Other	0	0
640	Rents	14,710	14,658
641	Rental of Building/Real Property	0	0
642	Rental of Equipment	0	0
650	Transportation Expenses	6,505	5,359
657	Insurance - General Liability	4,346	3,700
657.1	Insurance - Health and Life	0	0
665	Regulatory Commission Expense - Rate	0	3,889
670	Bad Debt Expense	81	278
675	Miscellaneous Expense	250	0
403	Depreciation Expense (From Schedule AR4)	46,338	44,085
408	Taxes Other Than Income	0	0
408.11	Property Taxes	10,075	10,203
409	Income Taxes	0	0
427.1	Customer Security Deposit Interest	0	0
	<b>Total Operating Expenses</b>	<b>\$246,789</b>	<b>\$238,321</b>
	<b>Operating Income / (Loss)</b>	<b>\$42,631</b>	<b>\$52,661</b>
	<b>Other Income / (Expense)</b>		
419	Interest and Dividend Income	\$41	\$14
421	Non-Utility Income	0	0
426	Miscellaneous Non-Utility (Expense)	(8,282)	(7,730)
427	Interest (Expense)	(5,694)	(6,263)
	<b>Total Other Income / (Expense)</b>	<b>(\$13,935)</b>	<b>(\$13,979)</b>
	<b>Net Income / (Loss)</b>	<b>\$28,696</b>	<b>\$38,682</b>

**Instructions:** Fill out the Grey Cells with the relevant information. Input 0 or none if there is nothing recorded in that account or there is no applicable information to report.

**Full time equivalent employees**

	Direct Company	Outside service	Total
President	0.0	0.3	0.3
Vice-president	0.0	0.0	0.0
Manager	0.0	0.3	0.3
Engineering Staff	0.0	0.0	0.0
System Operator(s)	0.0	0.7	0.7
Meter reader	0.0	0.2	0.2
Customer Service	0.0	0.5	0.5
Accounting	0.0	0.2	0.2
Business Office	0.0	0.8	0.8
Rates Department	0.0	0.0	0.0
Administrative Staff	0.2	0.0	0.2
Other	0.0	0.0	0.0
<b>Total</b>	0.2	3.0	3.2

**Instructions:** Fill out the Grey Cells with the relevant information. Input 0 or none if there is nothing recorded in that account or there is no applicable information to report. A full-time employee is based on 2080 total hours per year. Please calculate partial employees using 2080 hours.



ABRA WATER COMPANY, INC.  
 Annual Report  
 Supplemental Financial Data (Long-Term Debt)  
 12/31/18

<b>Supplemental Financial Data (Long-Term Debt)</b>				
	Loan #1	Loan #2	Loan #3	Loan #4
Date Issued	1/0/1900	9/15/2003	9/6/2006	1/0/1900
Source of Loan	0	WIFA	WIFA	0
ACC Decision No.	0	65917	68693	0
Reason for Loan	0	Storage Tank	Arsenic Plant	0
Dollar Amt. Issued	\$0	\$163,888	\$186,499	\$0
Amount Outstanding	\$0	\$50,467	\$126,079	\$0
Date of Maturity	1/0/1900	8/1/2023	8/1/2026	1/0/1900
Interest Rate	0.00%	4.20%	5.60%	0.00%
Current Year Interest	\$0	\$644	\$3,390	\$0
Current Year Principal	\$0	\$9,117	\$12,604	\$0

Meter Deposit Balance at Test Year End:	\$17,625
---	----------

Meter Deposits Refunded During the Test Year:	\$5,250
---	---------

**List all bonds, notes, loans, and other types of indebtedness in which the proceeds were used in the provision of public utility service. Indebtedness incurred for personal uses by the owner of the utility should not be listed. Input 0 or none if there is nothing to report for that cell.**

Well and Water Usage									
Name of the System: ABRA WATER COMPANY									
ADFQ Public Water System Number: AZ0413001									
ADWR PCC Number: 91-000605.0000									
Well registry 55# (55-XXXXX):	Pump Horsepower	Pump Yield (gpm)	Casing Depth (feet)	Casing Diameter (inches)	Pump Motor Type **	Year Drilled	Meter Size (inches)	How measured:	Active
55-61978 (not in use)	0	0	980	24	n/a	1901	n/a		No
55-561786	40	305	180	12	Submersible	1997	4	Metered	Yes
0	0	0	0	0	0	0	0	0	0
0	0	0	0	0	0	0	0	0	0
0	0	0	0	0	0	0	0	0	0
0	0	0	0	0	0	0	0	0	0
0	0	0	0	0	0	0	0	0	0
0	0	0	0	0	0	0	0	0	0
0	0	0	0	0	0	0	0	0	0
0	0	0	0	0	0	0	0	0	0
0	0	0	0	0	0	0	0	0	0
0	0	0	0	0	0	0	0	0	0
0	0	0	0	0	0	0	0	0	0
0	0	0	0	0	0	0	0	0	0
0	0	0	0	0	0	0	0	0	0
0	0	0	0	0	0	0	0	0	0
0	0	0	0	0	0	0	0	0	0
0	0	0	0	0	0	0	0	0	0
0	0	0	0	0	0	0	0	0	0
0	0	0	0	0	0	0	0	0	0
0	0	0	0	0	0	0	0	0	0

Name of system water delivered to: \_\_\_\_\_  
 ADWR PCC Number: \_\_\_\_\_  
 Source of water delivered to another system: \_\_\_\_\_

Name of system water received from: \_\_\_\_\_  
 ADWR PCC Number: \_\_\_\_\_  
 Source of water received: \_\_\_\_\_  
 Well registry 55# (55-XXXXX): NA

Month	Water withdrawn (acre ft) <sup>1</sup>	Water sold (acre ft) <sup>2</sup>	Water delivered (sold) to other systems (acre ft) <sup>3</sup>	Water received (purchased) from other systems (acre ft) <sup>4</sup>	Estimated authorized use (acre ft) <sup>5</sup>	Purchased Power Expense <sup>6</sup>	Purchased Power (kWh) <sup>7</sup>
January	10	9	0	0	0	\$1,436	7,080
February	11	9	0	0	0	1,195	3,960
March	11	9	0	0	0	1,317	4,080
April	13	11	0	0	0	1,162	4,240
May	16	14	0	0	0	1,454	5,960
June	18	15	0	0	0	1,907	9,640
July	15	13	0	0	0	1,920	9,880
August	17	14	0	0	0	1,581	8,720
September	14	12	0	0	0	1,696	9,200
October	12	11	0	0	0	1,430	7,480
November	13	9	0	0	0	1,236	6,720
December	11	9	0	0	0	1,299	6,920
<b>Totals</b>	<b>162</b>	<b>135</b>	<b>0</b>	<b>0</b>	<b>0</b>	<b>\$17,632</b>	<b>83,880</b>

If applicable, in the space below please provide a description for all un-metered water use along with amounts:  
 0

Instructions: Fill out the Grey Cells with the relevant information. Input 0 or none if there is nothing recorded in that account or there is no applicable information to report.

- 1 Water withdrawn - Total acre feet of water withdrawn from pumped sources.
- 2 Water sold - Total acre feet from customer meters, and other sales such as construction water.
- 3 Water delivered (sold) to other systems - Total acre feet of water delivered to other systems.
- 4 Water received (purchased) from other systems - Total acre feet of water purchased/received from other systems.
- 5 Estimated authorized use - Total estimated acre feet from authorized metered or unmetered use. Authorized uses such as flushing (mains, services and hydrants) draining/cleaning tanks, process, construction, fire fighting, etc. Non-authorized use (real losses) are service line breaks and leaks, water main breaks, meter inaccuracies and theft.
- 6 Enter the total purchased power costs for the power meters associated with this system.
- 7 Enter the total purchased kWh used by the power meters associated with this system.

Water Utility Plant Description		
Name of the System:	ABRA WATER COMPANY	
ADEQ Public Water System Number:	AZ0413001	
ADWR PCC Number:	91-000605.0000	

MAINS		
Sizes (inches)	Material	Length (feet)
2.00	PVC	10,635
4.00	Transite	7,495
4.00	SDR-PVC	1,395
4.00	PVC/C900	13,115
6.00	Transite	15,110
6.00	SDR-PVC	8,395
6.00	PVC/C900	37,420
8.00	PVC/C900	2,775
0.00	NA	0
0.00	NA	0
0.00	NA	0
0.00	NA	0
0.00	NA	0
0.00	NA	0

CUSTOMER METERS	
Size (inches)	Quantity
5/8 X 3/4	680
0.75	1
1	1
1.5	0
Compound 2	1
NA	0
NA	0
NA	0
NA	0
NA	0
NA	0
NA	0
NA	0
NA	0
NA	0
NA	0
NA	0
NA	0
NA	0
NA	0
NA	0

SERVICE LINES	
Material	Percent of system
PVC	80%
PEX	10%
Galvanized steel	10%
NA	0%
NA	0%

BOOSTER PUMPS		
Horsepower	GPM	Quantity
20	270	2
1.5	80	2
0	0	0
0	0	0

FIRE HYDRANTS	
Type	Quantity
Standard *	3
Other	0

STORAGE TANKS		
Capacity (gallons)	Material	Quantity
250,000	Steel	1
24,000	Steel	1
0	0	0
0	0	0
0	0	0
0	0	0

PRESSURE/BLADDER TANKS		
Capacity (gallons)	Material	Quantity
350	Steel	4
0	0	0
0	0	0
0	0	0
0	0	0
0	0	0

**Instructions:** Fill out the Grey Cells with the relevant information. Input 0 or none if there is nothing recorded in that account or there is no applicable information to report. Copy and paste this sheet as many times as is necessary.

\* A standard fire hydrant has two 2.5 inch hose connection nozzles with 7.5 threads per inch, and one 4.5 inch pumper connection nozzle with 4 threads per inch.

**Water Utility Plant Description (Continued)**

For the following three items, list the utility owned assets in each category for each system.

<b>TREATMENT EQUIPMENT:</b>	Chlorine treatment system. Arsenic treatment plant.
-----------------------------	---

<b>STRUCTURES:</b>	Chlorine treatment building. Arsenic treatment building. Water haul standpipe. 2 storage tanks. Booster station pump house.
--------------------	---

<b>OTHER:</b>	None
---------------	------

**Instructions:** Fill out the Grey Cells with the relevant information. Input 0 or none if there is nothing recorded in that account or there is no applicable information to report. Copy and paste this sheet as many times as is necessary.

Customer and Other Information	
Name of the System:	ABRA WATER COMPANY
ADEQ Public Water System Number:	AZ0413001
ADWR PCC Number:	91-000605.0000

Month	Number of Customers				
	Single-Family	Multi-Family	Commercial	Turf/Irrigation	Other Non-Residential
January	660	0	3	0	0
February	668	0	3	0	0
March	671	0	3	0	0
April	667	0	4	0	0
May	672	0	4	0	0
June	664	0	4	0	0
July	666	0	4	0	0
August	677	0	4	0	0
September	670	0	4	0	0
October	662	0	4	0	0
November	690	0	4	0	0
December	685	0	4	0	0

If the system has fire hydrants, what is the fire flow requirements?  GPM for  hrs.

Does the system have chlorination treatment?

Does the Company have an ADWR Gallons Per Capita Per Day (GCPCPD) requirement?   
 If yes, provide the GPCPD amount:

Is the Water Utility located in an ADWR Active Management Area (AMA)?   
 If yes, which AMA?

**Instructions:** Fill out the Grey Cells with the relevant information. Input 0 or none if there is nothing recorded in that account or there is no applicable information to report. Copy and paste this sheet as many times as is necessary.

**Property Taxes**

Amount of actual property taxes paid during Calendar Year 2018 was

\$9,817

If no property taxes paid, explain why.

NA

**Instructions:** Fill out the Grey Cells with the relevant information. Input 0 or none if there is nothing recorded in that account or there is no applicable information to report.

ABRA WATER COMPANY, INC.  
Annual Report  
Verification and Sworn Statement (Taxes)  
12/31/18

Verification and Sworn Statement (Taxes)

Verification: State of Arizona I, the undersigned of the  
(state name)

County of (county name): Yavapai  
Name (owner or official) title: Rod Yarbrow  
Company name: ABRA WATER COMPANY, INC.

RECEIVED  
APR 05 2019  
ARIZONA CORP COMMISSION  
UTILITIES DIVISION - DIRECTOR'S OFFICE

DO SAY THAT THIS ANNUAL UTILITY PROPERTY TAX AND SALES TAX REPORT TO THE ARIZONA CORPORATION COMMISSION.

FOR THE YEAR ENDING: 12/31/18

HAS BEEN PREPARED UNDER MY DIRECTION, FROM THE ORIGINAL BOOKS, PAPERS AND RECORDS OF SAID UTILITY; THAT I HAVE CAREFULLY EXAMINED THE SAME, AND DECLARE THE SAME TO BE A COMPLETE AND CORRECT STATEMENT OF BUSINESS AND AFFAIRS OF SAID UTILITY FOR THE PERIOD COVERED BY THIS REPORT IN RESPECT TO EACH AND EVERY MATTER AND THING SET FORTH, TO THE BEST OF MY KNOWLEDGE, INFORMATION AND BELIEF.

Sworn Statement: I HEREBY ATTEST THAT ALL PROPERTY TAXES FOR SAID COMPANY ARE CURRENT AND PAID IN FULL.


I HEREBY ATTEST THAT ALL SALES TAXES FOR SAID COMPANY ARE CURRENT AND PAID IN FULL.

[Signature]  
signature of owner/official  
928-636-2557  
telephone no.

SUBSCRIBED AND SWORN TO BEFORE ME A NOTARY PUBLIC  
IN AND FOR THE COUNTY

THIS 5th DAY OF Yavapai April 2019  
(county name) (month) and (year)

MY COMMISSION EXPIRES April 4th 2023  
(date)



[Signature]  
(signature of notary public)



Verification and Sworn Statement

RECEIVED

APR 05 2019

ARIZONA CORP COMMISSION  
UTILITIES DIVISION - DIRECTOR'S OFFICE

Verification:

State of Arizona I, the undersigned of the  
(state name)

County of (county name): Yavapai  
Name (owner or official) title: Rod Yarbro  
Company name: ABRA WATER COMPANY, INC.

DO SAY THAT THIS ANNUAL UTILITY PROPERTY TAX AND SALES TAX REPORT TO THE ARIZONA CORPORATION COMMISSION.

FOR THE YEAR ENDING: 12/31/18


HAS BEEN PREPARED UNDER MY DIRECTION, FROM THE ORIGINAL BOOKS, PAPERS AND RECORDS OF SAID UTILITY; THAT I HAVE CAREFULLY EXAMINED THE SAME, AND DECLARE THE SAME TO BE A COMPLETE AND CORRECT STATEMENT OF BUSINESS AND AFFAIRS OF SAID UTILITY FOR THE PERIOD COVERED BY THIS REPORT IN RESPECT TO EACH AND EVERY MATTER AND THING SET FORTH, TO THE BEST OF MY KNOWLEDGE, INFORMATION AND BELIEF.

Sworn Statement: IN ACCORDANCE WITH THE REQUIREMENTS OF TITLE 40, ARTICLE 8, SECTION 40-401, ARIZONA REVISED STATUTES, IT IS HEREIN REPORTED THAT THE GROSS OPERATING REVENUE OF SAID UTILITY DERIVED FROM ARIZONA INTRASTATE UTILITY OPERATIONS DURING THE CALENDAR YEAR WAS:

Arizona Intrastate Gross Operating Revenues Only (\$)  
\$307,058  
(The amount in the box above includes  
\$17,638 in sales taxes  
billed or collected)

[Signature]  
signature of owner/official  
928-636-2557  
telephone no.

SUBSCRIBED AND SWORN TO BEFORE ME A NOTARY PUBLIC  
IN AND FOR THE COUNTY Yavapai  
(county name)  
THIS 5th DAY OF April 2019  
(month) and (year)



MY COMMISSION EXPIRES April 4th 2023  
(date)  
[Signature]  
signature of notary public

**Verification and Sworn Statement (Residential Revenue)**

**Verification:**

State of Arizona I, the undersigned of the  
(state name)

County of (county name): Yavapai  
 Name (owner or official) title: Rod Yarbro  
 Company name: ABRA WATER COMPANY, INC.

RECEIVED

APR 05 2019

ARIZONA CORP COMMISSION  
 UTILITIES DIVISION - DIRECTOR'S OFFICE

DO SAY THAT THIS ANNUAL UTILITY PROPERTY TAX AND SALES TAX REPORT TO THE ARIZONA CORPORATION COMMISSION.

FOR THE YEAR ENDING: 12/31/18

HAS BEEN PREPARED UNDER MY DIRECTION, FROM THE ORIGINAL BOOKS, PAPERS AND RECORDS OF SAID UTILITY; THAT I HAVE CAREFULLY EXAMINED THE SAME, AND DECLARE THE SAME TO BE A COMPLETE AND CORRECT STATEMENT OF BUSINESS AND AFFAIRS OF SAID UTILITY FOR THE PERIOD COVERED BY THIS REPORT IN RESPECT TO EACH AND EVERY MATTER AND THING SET FORTH, TO THE BEST OF MY KNOWLEDGE, INFORMATION AND BELIEF.

**Sworn Statement:** IN ACCORDANCE WITH THE REQUIREMENTS OF TITLE 40, ARTICLE 8, SECTION 40-401, ARIZONA REVISED STATUTES, IT IS HEREIN REPORTED THAT THE GROSS OPERATING REVENUE OF SAID UTILITY DERIVED FROM ARIZONA INTRASTATE UTILITY OPERATIONS RECEIVED FROM RESIDENTIAL CUSTOMERS DURING THE CALENDAR YEAR WAS:

Arizona Intrastate Gross Operating Revenues Only (\$)

\$307,058  
 (The amount in the box above includes  
\$17,638 in sales taxes  
 billed or collected)

*Rod Yarbro*  
 signature of owner/official

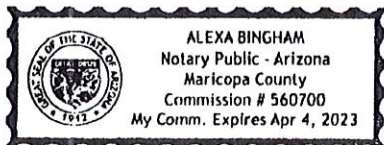
928-636-2557  
 telephone no.

SUBSCRIBED AND SWORN TO BEFORE ME A NOTARY PUBLIC  
 IN AND FOR THE COUNTY

Yavapai  
(county name)

THIS 5<sup>th</sup> DAY OF April 2019  
(month) and (year)

MY COMMISSION EXPIRES April 4<sup>th</sup> 2023  
(date)



*Alexa Bingham*  
 (signature of notary public)

Company	Abra Water Company, Inc.		
Docket No.:	W-01782A		
Name of the System:	ABRA WATER COMPANY		
ADEQ Public Water System Number:			AZ0413001
ADWR PCC Number:			91-000605.0000

2018 Utility Shutoffs / Disconnects			
Month	Termination without Notice R14-2-410.B	Termination with Notice R14-2-410.C	Other
January	0	0	0
February	0	7	0
March	0	3	0
April	0	7	0
May	0	3	0
June	0	3	0
July	0	4	0
August	0	3	0
September	0	3	0
October	0	2	0
November	0	5	0
December	0	0	0
<b>Total</b>	<b>0</b>	<b>40</b>	<b>0</b>

Other (description):

**Instructions:** Fill out the Grey Cells with the relevant information. Input 0 or none if there is nothing recorded in that account or there is no applicable information to report.

RECEIVED  
JUN 11 2019

ARIZONA CORP COMMISSION  
UTILITIES DIVISION – DIRECTOR'S OFFICE