

ANNUAL REPORT

Of

Company Name:
16251 W Glendale Ave

Mailing Address: Litchfield Park AZ
85340

Docket No.: W-01997A
For the Year Ended:

RECEIVED
APR 12 2019
ARIZONA CORP COMMISSION
UTILITIES DIVISION - DIRECTOR'S OFFICE

WATER UTILITY

To

Arizona Corporation Commission

Due on April 15th

Email: rdlafuente@azcc.gov, mail or deliver the completed Annual Report to:
Arizona Corporation Commission
Compliance Section - Utilities Division
1200 West Washington Street
Phoenix, Arizona 85007

Application Type:
Application Date:

4-16-19

ARIZONA CORPORATION COMMISSION
WATER UTILITY ANNUAL REPORT
Adaman Mutual Water Company
A Class Utility

1. For the Calendar Year Ended: 12/31/18

2. Address:

16251 W. Glendale Ave					
City:	Litchfield Park	State:	Arizona	Zip Code:	85340

3. Telephone Number: 623-935-2837

4. Date of Original Organization of Utility: 11/1/943

5. Person to whom correspondence should be addressed concerning this report:

Name: Mary A. Wemmer
Telephone No. : 623-935-2837
Address: 16251 W. Glendale Ave.
City: Litchfield Park State: Arizona Zip Code: 85340
Email: mary@adamanwater.com

6. On-Site Manager:

Name: Scott Schofield
Telephone No. : 623-935-2837
Address: 16251 W. Glendale Ave.
City: Litchfield Paark State: Arizona Zip Code: 85340
Email: Scott.S@adamanwater.com

7. Ownership: "C" Corporation

8. Counties Served: Maricopa

Utility Plant in Service (Water)							
Account No.	Description	Beginning Year Original Cost	Current Year Additions	Current Year Retirements	Adjusted Original Cost	Accumulated Depreciation	OCLD (OC less AD)
301	Organization	\$0	\$0	\$0	\$0	\$2,340	(\$2,340)
302	Franchises	0	0	0	0	0	0
303	Land and Land Rights	0	0	0	0	0	0
304	Structures and Improvements	10,053	0	0	10,053	10,053	0
305	Collecting & Improving Reservoirs	45,548	0	0	45,548	45,548	0
306	Lake, River, Canal Intakes	0	0	0	0	0	0
307	Wells and Springs	496,307	0	0	496,307	73,827	422,480
308	Infiltration Galleries	0	0	0	0	0	0
309	Supply Mains	0	0	0	0	0	0
310	Power Generation Equipment	0	0	0	0	0	0
311	Pumping Equipment	87,800	7,856	7,220	88,435	80,661	7,774
320	Water Treatment Equipment	0	0	0	0	0	0
320.1	Water Treatment Plants	845,555	0	1,106	844,449	337,110	507,339
320.2	Solution Chemical Feeders	0	0	0	0	0	0
320.3	Point-of-Use Treatment Devices	0	0	0	0	0	0
330	Distribution Reservoirs and Standpipes	0	0	0	0	0	0
330.1	Storage Tanks	0	0	0	0	0	0
330.2	Pressure Tanks	0	0	0	0	0	0
331	Transmission and Distribution Mains	415,760	0	0	415,760	243,490	172,269
333	Services	0	0	0	0	0	0
334	Meters and Meter Installations	85,257	11,162	8,139	88,280	72,828	15,451
335	Hydrants	2,541	0	0	2,541	2,541	0
336	Backflow Prevention Devices	965	0	0	965	965	0
339	Other Plant and Misc. Equipment	31,188	0	0	31,188	13,809	17,379
340	Office Furniture and Equipment	5,048	0	0	5,048	5,048	0
340.1	Computer & Software	0	0	0	0	0	0
341	Transportation Equipment	60,348	0	0	60,348	50,097	10,251
342	Stores Equipment	0	0	0	0	0	0
343	Tools, Shop and Garage Equipment	3,746	0	325	3,421	3,421	(0)
344	Laboratory Equipment	0	0	0	0	0	0
345	Power Operated Equipment	0	0	0	0	0	0
346	Communication Equipment	0	0	0	0	0	0
347	Miscellaneous Equipment	0	0	0	0	0	0
348	Other Tangible Plant	0	0	0	0	0	0
	Totals	\$2,090,115	\$19,018	\$16,790	\$2,092,343	\$941,739	\$1,150,604

Instructions: Fill out the Grey Cells with the relevant information. Input 0 or none if there is nothing recorded in that account or there is no applicable information to report.

Adaman Mutual Water Company
Annual Report
Depreciation Expense for the Current Year (Water)
12/31/18

Depreciation Expense for the Current Year (Water)								
Account No.	Description	Beginning Year Original Cost	Current Year Additions	Current Year Retirements	Adjusted Original Cost	Fully Depreciated/Non-depreciable Plant	Depreciation Percentages	Depreciation Expense
301	Organization	\$0	\$0	\$0	\$0	\$0	0.00%	\$0
302	Franchises	0	0	0	0	0	0.00%	0
303	Land and Land Rights	0	0	0	0	0	0.00%	0
304	Structures and Improvements	10,053	0	0	10,053	10,053	100.00%	0
305	Collecting & Improving Reservoirs	45,548	0	0	45,548	45,548	100.00%	0
306	Lake, River, Canal Intakes	0	0	0	0	0	0.00%	0
307	Wells and Springs	496,307	0	0	496,307	73,827	2.33%	9,844
308	Infiltration Galleries	0	0	0	0	0	0.00%	0
309	Supply Mains	0	0	0	0	0	0.00%	0
310	Power Generation Equipment	0	0	0	0	0	0.00%	0
311	Pumping Equipment	87,800	7,856	7,220	88,435	80,661	15.52%	1,157
320	Water Treatment Equipment	0	0	0	0	0	0.00%	0
320.1	Water Treatment Plants	845,555	0	1,106	844,449	337,110	6.65%	33,778
320.2	Solution Chemical Feeders	0	0	0	0	0	0.00%	0
320.3	Point-of-Use Treatment Devices	0	0	0	0	0	0.00%	0
330	Distribution Reservoirs and Standpipes	0	0	0	0	2,340	0.00%	0
330.1	Storage Tanks	0	0	0	0	0	0.00%	0
330.2	Pressure Tanks	0	0	0	0	0	0.00%	0
331	Transmission and Distribution Mains	415,760	0	0	415,760	243,490	3.54%	6,095
333	Services	0	0	0	0	0	0.00%	0
334	Meters and Meter Installations	85,257	11,162	8,139	88,280	72,828	36.97%	5,153
335	Hydrants	2,541	0	0	2,541	2,541	100.00%	0
336	Backflow Prevention Devices	965	0	0	965	965	100.00%	0
339	Other Plant and Misc. Equipment	31,188	0	0	31,188	13,809	6.48%	1,126
340	Office Furniture and Equipment	5,048	0	0	5,048	5,048	100.00%	0
340.1	Computer & Software	0	0	0	0	0	0.00%	0
341	Transportation Equipment	60,348	0	0	60,348	50,097	133.28%	13,663
342	Stores Equipment	0	0	0	0	0	0.00%	0
343	Tools, Shop and Garage Equipment	3,746	0	325	3,421	3,421	0.00%	0
344	Laboratory Equipment	0	0	0	0	0	0.00%	0
345	Power Operated Equipment	0	0	0	0	0	0.00%	0
346	Communication Equipment	0	0	0	0	0	0.00%	0
347	Miscellaneous Equipment	0	0	0	0	0	0.00%	0
348	Other Tangible Plant	0	0	0	0	0	0.00%	0
	Subtotal	\$2,090,115	\$19,018	\$16,790	\$2,092,343	\$941,739		\$70,816

Contribution(s) in Aid of Construction (Gross)	\$110,737
Less: Non Amortizable Contribution(s)	52,724
Fully Amortized Contribution(s)	58,013
Amortizable Contribution(s)	\$0
Times: Proposed Amortization Rate	6.15%
Amortization of CIAC	\$0

Less: Amortization of CIAC

DEPRECIATION EXPENSE

Instructions: Fill out the Grey Cells with the relevant information. Input 0 or none if there is nothing recorded in that account or there is no applicable information to report.

Adaman Mutual Water Company
Annual Report
Balance Sheet Assets
12/31/18

Balance Sheet Assets				
	Assets		Balance at Beginning of Year (2018)	Balance at End of Year (2018)
Account No.	Current and Accrued Assets			
131	Cash		\$52,785	\$52,172
134	Working Funds		0	0
135	Temporary Cash Investments		0	0
141	Customer Accounts Receivable		17,270	20,653
146	Notes Receivable from Associated Companies		41,373	8,893
151	Plant Material and Supplies		0	0
162	Prepayments		674	62,325
174	Miscellaneous Current and Accrued Assets		2,340	2,340
	Total Current and Accrued Assets		\$114,442	\$146,383
Account No.	Fixed Assets			
101	Utility Plant in Service*		\$2,095,573	\$2,092,343
103	Property Held for Future Use		0	0
105	Construction Work in Progress		0	0
108	Accumulated Depreciation (enter as negative)*		(886,318)	(941,739)
121	Non-Utility Property		0	0
122	Accumulated Depreciation - Non Utility		0	0
	Total Fixed Assets		\$1,209,255	\$1,150,604
	Total Assets		\$1,323,697	\$1,296,987

Instructions: Fill out the Grey Cells with the relevant information. Input 0 or none if there is nothing recorded in that account or there is no applicable information to report.

*Note these items feed automatically from AR3 UPIS Page 3

Adaman Mutual Water Company
Annual Report
Balance Sheet Liabilities and Owners Equity

Balance Sheet Liabilities and Owners Equity			
	Liabilities		
		Balance at Beginning of Year (2018)	Balance at End of Year (2018)
Account No.	Current Liabilities		
231	Accounts Payable	\$54,576	\$101,815
232	Notes Payable (Current Portion)	0	0
234	Notes Payable to Associated Companies	0	0
235	Customer Deposits	3,410	4,324
236	Accrued Taxes	0	0
237	Accrued Interest	0	0
242	Miscellaneous Current and Accrued Liabilities	49,091	40,199
	Total Current Liabilities	\$107,077	\$146,338
	Long Term Debt		
224	Long Term Debt (Notes and Bonds)	\$156,677	\$144,195
	Deferred Credits		
251	Unamortized Premium on Debt	\$0	\$0
252	Advances in Aid of Construction	795,971	780,342
255	Accumulated Deferred Investment Tax Credits	0	0
271	Contributions in Aid of Construction	110,737	110,737
272	Less: Amortization of Contributions	(52,724)	(52,724)
281	Accumulated Deferred Income Tax	0	0
	Total Deferred Credits	\$853,984	\$838,355
	Total Liabilities	\$1,117,738	\$1,128,888
	Capital Accounts		
201	Common Stock Issued	\$2,487	\$2,487
211	Other Paid-In Capital	0	0
215	Retained Earnings	203,472	165,613
218	Proprietary Capital (Sole Props and Partnerships)	0	0
	Total Capital	\$205,959	\$168,099
	Total Liabilities and Capital	\$1,323,697	\$1,296,988

Instructions: Fill out the Grey Cells with the relevant information. Input 0 or none if there is nothing recorded in that account or there is no applicable information to report.

Note: Total liabilities and Capital must match total assets for the beginning and end of the year!

Water Comparative Income Statement			
Account No.	Calendar Year	Current Year 01/01/2018 - 12/31/2018	Last Year 01/01/2017 - 12/31/2017
	Operating Revenue		
461	Metered Water Revenue	\$244,283	\$267,565
460	Unmetered Water Revenue	0	0
462	Fire Protection Revenue	0	0
469	Guaranteed Revenues (Surcharges)	0	0
471	Miscellaneous Service Revenues	0	0
474	Other Water Revenue	136,475	134,801
	Total Revenues	\$380,758	\$402,366
	Operating Expenses		
601	Salaries and Wages	\$88,682	\$111,015
604	Employee Pensions and Benefits	0	0
610	Purchased Water	(3,344)	58
615	Purchased Power	19,948	17,349
618	Chemicals	24,411	35,267
620	Materials and Supplies	0	0
620.1	Repairs and Maintenance	29,696	41,078
620.2	Office Supplies and Expense	16,673	19,538
630	Contractual Services	0	0
631	Contractual Services -Engineering	4,389	1,895
632	Contractual Services - Accounting	9,439	11,442
633	Contractual Services - Legal	19,457	20,172
634	Contractual Services - Management Fees	0	0
635	Contractual Services - Water Testing	3,281	4,017
636	Contractual Services - Other	0	0
640	Rents	8,400	0
641	Rental of Building/Real Property	0	8,400
642	Rental of Equipment	0	0
650	Transportation Expenses	5,853	9,134
657	Insurance - General Liability	9,706	9,652
657.1	Insurance - Health and Life	3,978	4,488
665	Regulatory Commission Expense - Rate	0	0
670	Bad Debt Expense	0	190
675	Miscellaneous Expense	8,719	8,350
403	Depreciation Expense (From Schedule AR4)	70,816	69,628
408	Taxes Other Than Income	0	0
408.11	Property Taxes	16,716	17,575
409	Income Taxes	0	0
427.1	Customer Security Deposit Interest	0	0
	Total Operating Expenses	\$336,819	\$389,248
	Operating Income / (Loss)	\$43,939	\$13,118
	Other Income / (Expense)		
419	Interest and Dividend Income	\$0	(\$1)
421	Non-Utility Income	(13,105)	1,071
426	Miscellaneous Non-Utility (Expense)	0	0
427	Interest (Expense)	10,894	(12,406)
	Total Other Income / (Expense)	(\$2,211)	(\$11,336)
	Net Income / (Loss)	\$41,728	\$1,782

Instructions: Fill out the Grey Cells with the relevant information. Input 0 or none if there is nothing recorded in that account or there is no applicable information to report.

Full time equivalent employees

	Direct Company	Outside service	Total
President	0.0	0.0	0.0
Vice-president	0.0	0.0	0.0
Manager	1.0	0.0	1.0
Engineering Staff	0.0	0.0	0.0
System Operator(s)	1.0	0.0	1.0
Meter reader	1.0	0.0	1.0
Customer Service	0.0	0.0	0.0
Accounting	1.0	0.0	1.0
Business Office	0.0	0.0	0.0
Rates Department	0.0	0.0	0.0
Administrative Staff	0.0	0.0	0.0
Other	1.0	0.0	1.0
Total	5.0	0.0	5.0

Instructions: Fill out the Grey Cells with the relevant information. Input 0 or none if there is nothing recorded in that account or there is no applicable information to report. A full-time employee is based on 2080 total hours per year. Please calculate partial employees using 2080 hours.

Adaman Mutual Water Company
 Annual Report
 Supplemental Financial Data (Long-Term Debt)
 12/31/18

Supplemental Financial Data (Long-Term Debt)				
	Loan #1	Loan #2	Loan #3	Loan #4
Date Issued	4/1/2013	1/0/1900	1/1/1900	1/2/1900
Source of Loan	Midfirst Bank	0	0	0
ACC Decision No.	-	0	0	0
Reason for Loan	Capital Improvement	0	0	0
Dollar Amt. Issued	\$250,000	\$0	\$0	\$0
Amount Outstanding	\$129,907	\$0	\$0	\$0
Date of Maturity	4/1/2018	1/0/1900	1/1/1900	1/2/1900
Interest Rate	4.75%	0.00%	100.00%	200.00%
Current Year Interest	\$613	\$0	\$0	\$0
Current Year Principal	\$16,143	\$0	\$0	\$0

Meter Deposit Balance at Test Year End:	\$4,324
-----------------------------------------	---------

Meter Deposits Refunded During the Test Year:	\$1,289
-----------------------------------------------	---------

List all bonds, notes, loans, and other types of indebtedness in which the proceeds were used in the provision of public utility service. Indebtedness incurred for personal uses by the owner of the utility should not be listed. Input 0 or none if there is nothing to report for that cell.

Well and Water Usage									
Name of the System:		Adaman Mutual Water Company							
ADEQ Public Water System Number:		AZ0407001							
ADWR PCC Number:		91-000180.0000							
Well registry 55# (55-XXXXXX):	Pump Horsepower	Pump Yield (gpm)	Casing Depth (feet)	Casing Diameter (inches)	Pump Motor Type **	Year Drilled	Meter Size (inches)	How measured:	Active
55-620707.0000									
NOT IN USE									

Name of system water delivered to: _____
 ADWR PCC Number: _____
 Source of water delivered to another system _____

Name of system water received from: _____
 ADWR PCC Number: _____
 Source of water received _____
 Well registry 55# (55-XXXXXX): _____

Month	Water withdrawn (acre ft) ¹	Water sold (acre ft) ²	Water delivered (sold) to other systems (acre ft) ³	Water received (purchased) from other systems (acre ft) ⁴	Estimated authorized use (acre ft) ⁵	Purchased Power Expense ⁶	Purchased Power (kWh) ⁷
January	31	20	0	0	0	\$1,206	9,139
February	28	16	0	0	0	1,141	7,949
March	26	19	0	0	0	982	7,582
April	34	20	0	0	0	1,252	10,442
May	29	27	0	0	0	1,298	10,819
June	42	34	0	0	0	1,563	13,388
July	48	32	0	0	0	1,650	14,881
August	46	30	0	0	0	1,533	136
September	47	31	0	0	0	1,468	13,191
October	40	18	0	0	0	1,639	14,340
November	31	21	0	0	0	890	5,356
December	27	14	0	0	0	1,113	7,955
Totals	429	282	0	0	0	\$15,733	115,178

If applicable, in the space below please provide a description for all un-metered water use along with amounts:

Instructions: Fill out the Grey Cells with the relevant information. Input 0 or none if there is nothing recorded in that account or there is no applicable information to report.

- 1 Water withdrawn - Total acre feet of water withdrawn from pumped sources.
- 2 Water sold - Total acre feet from customer meters, and other sales such as construction water.
- 3 Water delivered (sold) to other systems - Total acre feet of water delivered to other systems.
- 4 Water received (purchased) from other systems - Total acre feet of water purchased/received from other systems.
- 5 Estimated authorized use - Total estimated acre feet from authorized metered or unmetered use. Authorized uses such as flushing (mains, services and hydrants) draining/cleaning tanks, process, construction, fire fighting, etc. Non-authorized use (real losses) are service line breaks and leaks, water main breaks, meter inaccuracies and theft.
- 6 Enter the total purchased power costs for the power meters associated with this system.
- 7 Enter the total purchased kWh used by the power meters associated with this system.

Water Utility Plant Description	
Name of the System:	Adaman Mutual Water Company
ADEQ Public Water System Number:	AZ0407001
ADWR PCC Number:	91-000180.0000

MAINS		
Sizes (inches)	Material	Length (feet)
4.00	ACP, PVC	4,920
6.00	PVC	10,365
8.00	PVC	4,950
12.00	PVC	160
NA	NA	-
NA	NA	-
NA	NA	-
NA	NA	-
NA	NA	-
NA	NA	-
NA	NA	-
NA	NA	-
NA	NA	-
NA	NA	-

CUSTOMER METERS	
Size (inches)	Quantity
5/8 X 3/4	22
0.75	43
1	150
1.5	30
2	21
3	2
4	2
Turbine 2	20
Turbine 3	2
Compound 4	1
Turbine 6	1
NA	-
NA	-
NA	-
NA	-
NA	-
NA	-

SERVICE LINES	
Material	Percent of system
Copper	30%
HDPE	70%
NA	-
NA	-
NA	-

BOOSTER PUMPS		
Horsepower	GPM	Quantity
15	200	2
30	300	1
-	-	-
-	-	-

FIRE HYDRANTS	
Type	Quantity
Standard *	13
Other	-

STORAGE TANKS		
Capacity (gallons)	Material	Quantity
200,000	Steel	1
-	-	-
-	-	-
-	-	-
-	-	-
-	-	-

PRESSURE/BLADDER TANKS		
Capacity (gallons)	Material	Quantity
5,000	Stell	1
-	-	-
-	-	-
-	-	-
-	-	-
-	-	-

Instructions: Fill out the Grey Cells with the relevant information. Input 0 or none if there is nothing recorded in that account or there is no applicable information to report. Copy and paste this sheet as many times as is necessary.

* A standard fire hydrant has two 2.5 inch hose connection nozzles with 7.5 threads per inch, and one 4.5 inch pumper connection nozzle with 4 threads per inch.

Water Utility Plant Description (Continued)

For the following three items, list the utility owned assets in each category for each system.

TREATMENT EQUIPMENT:	2 - 5/GHP chemical metering pumps 100 gallon chemical metering pumps, chlorine residual test kit, sand filters, and arsenic treatment plant
-----------------------------	---------------------------------------------------------------------------------------------------------------------------------------------

STRUCTURES:	Chlorine house, fences and signs
--------------------	----------------------------------

OTHER:	Power generator, meters, computer equipment, software, tools, pumping equipment and wells.
---------------	--------------------------------------------------------------------------------------------

Instructions: Fill out the Grey Cells with the relevant information. Input 0 or none if there is nothing recorded in that account or there is no applicable information to report. Copy and paste this sheet as many times as is necessary.

Customer and Other Information	
Name of the System:	Adaman Mutual Water Company
ADEQ Public Water System Number:	AZ0407001
ADWR PCC Number:	91-000180.0000

Month	Number of Customers				
	Single-Family	Multi-Family	Commercial	Turf/Irrigation	Other Non-Residential
January	219	0	50	0	0
February	219	0	50	0	0
March	220	0	49	0	0
April	222	0	48	0	0
May	222	0	50	0	0
June	223	0	49	0	0
July	223	0	49	0	0
August	223	0	49	0	0
September	224	0	50	0	0
October	224	0	50	0	0
November	223	0	50	0	0
December	222	0	50	0	0

If the system has fire hydrants, what is the fire flow requirements? GPM for hrs.

Does the system have chlorination treatment?

Does the Company have an ADWR Gallons Per Capita Per Day (GCPCPD) requirement?

If yes, provide the GCPCPD amount:

Is the Water Utility located in an ADWR Active Management Area (AMA)?

If yes, which AMA?

Instructions: Fill out the Grey Cells with the relevant information. Input 0 or none if there is nothing recorded in that account or there is no applicable information to report. Copy and paste this sheet as many times as is necessary.

Property Taxes	
-----------------------	--

Amount of actual property taxes paid during Calendar Year 2018 was	
--------------------------------------------------------------------	--

\$17,145

If no property taxes paid, explain why.
-

Instructions: Fill out the Grey Cells with the relevant information. Input 0 or none if there is nothing recorded in that account or there is no applicable information to report.

Verification and Sworn Statement (Taxes)

RECEIVED

Verification: State of Arizona I, the undersigned of the
(state name)

County of (county name): Maricopa
Name (owner or official) title: Scott G. Scofield, General Manager
Company name: Adaman Mutual Water Company

APR 12 2019
ARIZONA CORP COMMISSION
UTILITIES DIVISION - DIRECTOR'S OFFICE

DO SAY THAT THIS ANNUAL UTILITY PROPERTY TAX AND SALES TAX REPORT TO THE ARIZONA CORPORATION COMMISSION.

FOR THE YEAR ENDING: 12/31/18

HAS BEEN PREPARED UNDER MY DIRECTION, FROM THE ORIGINAL BOOKS, PAPERS AND RECORDS OF SAID UTILITY; THAT I HAVE CAREFULLY EXAMINED THE SAME, AND DECLARE THE SAME TO BE A COMPLETE AND CORRECT STATEMENT OF BUSINESS AND AFFAIRS OF SAID UTILITY FOR THE PERIOD COVERED BY THIS REPORT IN RESPECT TO EACH AND EVERY MATTER AND THING SET FORTH, TO THE BEST OF MY KNOWLEDGE, INFORMATION AND BELIEF.

Sworn Statement: I HEREBY ATTEST THAT ALL PROPERTY TAXES FOR SAID COMPANY ARE CURRENT AND PAID IN FULL.

I HEREBY ATTEST THAT ALL SALES TAXES FOR SAID COMPANY ARE CURRENT AND PAID IN FULL.


Scott G. Scofield
signature of owner/official

623-935-2837
telephone no.

SUBSCRIBED AND SWORN TO BEFORE ME A NOTARY PUBLIC
IN AND FOR THE COUNTY

THIS 12th DAY OF April 2019
(month) and (year)

MY COMMISSION EXPIRES 11/26/2022
(date)



Mary A Wemmer
(signature of notary public)

Verification and Sworn Statement

RECEIVED

Verification:

State of Arizona I, the undersigned of the
(state name)

County of (county name):

Maricopa

Name (owner or official) title:

Scott G. Scofield, General Manager

Company name:

Adaman Mutual Water Company

APR 12 2019

ARIZONA CORP COMMISSION
UTILITIES DIVISION - DIRECTOR'S OFFICE

DO SAY THAT THIS ANNUAL UTILITY PROPERTY TAX AND SALES TAX REPORT TO THE ARIZONA CORPORATION COMMISSION.

FOR THE YEAR ENDING: 12/31/18

HAS BEEN PREPARED UNDER MY DIRECTION, FROM THE ORIGINAL BOOKS, PAPERS AND RECORDS OF SAID UTILITY; THAT I HAVE CAREFULLY EXAMINED THE SAME, AND DECLARE THE SAME TO BE A COMPLETE AND CORRECT STATEMENT OF BUSINESS AND AFFAIRS OF SAID UTILITY FOR THE PERIOD COVERED BY THIS REPORT IN RESPECT TO EACH AND EVERY MATTER AND THING SET FORTH, TO THE BEST OF MY KNOWLEDGE, INFORMATION AND BELIEF.

Sworn Statement: IN ACCORDANCE WITH THE REQUIREMENTS OF TITLE 40, ARTICLE 8, SECTION 40-401, ARIZONA REVISED STATUTES, IT IS HEREIN REPORTED THAT THE GROSS OPERATING REVENUE OF SAID UTILITY DERIVED FROM ARIZONA INTRASTATE UTILITY OPERATIONS DURING THE CALENDAR YEAR WAS:

Arizona Intrastate Gross Operating Revenues Only (\$)

\$397,872

(The amount in the box above includes

\$27,652 in sales taxes
billed or collected)

Scott G. Scofield
signature of owner/official

623-935-2837
telephone no.

SUBSCRIBED AND SWORN TO BEFORE ME A NOTARY PUBLIC
IN AND FOR THE COUNTY

Maricopa
(county name)

THIS

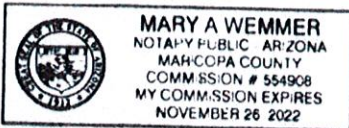
12th

DAY OF

April 2019
(month) and (year)

MY COMMISSION EXPIRES

11/26/2022
(date)



Mary A. Wemmer
(signature of notary public)

Revised

Verification and Sworn Statement (Residential Revenue)

Verification:

State of Arizona I, the undersigned of the
(state name)

County of (county name): Maricopa
Name (owner or official) title: Scott G. Scofield, General Manager
Company name: Adaman Mutual Water Company

RECEIVED

APR 25 2019

ARIZONA CORP COMMISSION
UTILITIES DIVISION - DIRECTOR'S OFFICE

DO SAY THAT THIS ANNUAL UTILITY PROPERTY TAX AND SALES TAX REPORT TO THE ARIZONA CORPORATION COMMISSION.

FOR THE YEAR ENDING: 12/31/18

HAS BEEN PREPARED UNDER MY DIRECTION, FROM THE ORIGINAL BOOKS, PAPERS AND RECORDS OF SAID UTILITY; THAT I HAVE CAREFULLY EXAMINED THE SAME, AND DECLARE THE SAME TO BE A COMPLETE AND CORRECT STATEMENT OF BUSINESS AND AFFAIRS OF SAID UTILITY FOR THE PERIOD COVERED BY THIS REPORT IN RESPECT TO EACH AND EVERY MATTER AND THING SET FORTH, TO THE BEST OF MY KNOWLEDGE, INFORMATION AND BELIEF.

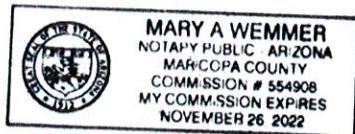
Sworn Statement: IN ACCORDANCE WITH THE REQUIREMENTS OF TITLE 40, ARTICLE 8, SECTION 40-401, ARIZONA REVISED STATUTES, IT IS HEREIN REPORTED THAT THE GROSS OPERATING REVENUE OF SAID UTILITY DERIVED FROM ARIZONA INTRASTATE UTILITY OPERATIONS RECEIVED FROM RESIDENTIAL CUSTOMERS DURING THE CALENDAR YEAR WAS:

Arizona Intrastate Gross Operating Revenues Only (\$)

\$117,483

(The amount in the box above includes

\$8,165 in sales taxes
billed or collected)



Scott G. Scofield

signature of owner/official

623-935-2837

telephone no.

SUBSCRIBED AND SWORN TO BEFORE ME A NOTARY PUBLIC
IN AND FOR THE COUNTY

Maricopa

(county name)

THIS

25th

DAY OF

April 2019

(month) and (year)

MY COMMISSION EXPIRES

11/26/02

(date)

Mary A. Wemmer

(signature of notary public)

Verification and Sworn Statement (Residential Revenue)

Verification:

State of Arizona I, the undersigned of the
(state name)

County of (county name): Maricopa
Name (owner or official) title: Scott G. Scofield, General Manager
Company name: Adaman Mutual Water Company

RECEIVED
APR 12 2019
ARIZONA CORP COMMISSION
UTILITIES DIVISION - DIRECTOR'S OFFICE

DO SAY THAT THIS ANNUAL UTILITY PROPERTY TAX AND SALES TAX REPORT TO THE ARIZONA CORPORATION COMMISSION.

FOR THE YEAR ENDING: 12/31/18

HAS BEEN PREPARED UNDER MY DIRECTION, FROM THE ORIGINAL BOOKS, PAPERS AND RECORDS OF SAID UTILITY; THAT I HAVE CAREFULLY EXAMINED THE SAME, AND DECLARE THE SAME TO BE A COMPLETE AND CORRECT STATEMENT OF BUSINESS AND AFFAIRS OF SAID UTILITY FOR THE PERIOD COVERED BY THIS REPORT IN RESPECT TO EACH AND EVERY MATTER AND THING SET FORTH, TO THE BEST OF MY KNOWLEDGE, INFORMATION AND BELIEF.

Sworn Statement: IN ACCORDANCE WITH THE REQUIREMENTS OF TITLE 40, ARTICLE 8, SECTION 40-401, ARIZONA REVISED STATUTES, IT IS HEREIN REPORTED THAT THE GROSS OPERATING REVENUE OF SAID UTILITY DERIVED FROM ARIZONA INTRASTATE UTILITY OPERATIONS RECEIVED FROM RESIDENTIAL CUSTOMERS DURING THE CALENDAR YEAR WAS:

Arizona Intrastate Gross Operating Revenues Only (\$)

\$11,748,331

(The amount in the box above includes

\$8,165 in sales taxes
billed or collected)

Scott G. Scofield
signature of owner/official


623-935-2837
telephone no.

SUBSCRIBED AND SWORN TO BEFORE ME A NOTARY PUBLIC
IN AND FOR THE COUNTY

Maricopa
(county name)

THIS 12th DAY OF April 2019
(month) and (year)

MY COMMISSION EXPIRES 11/26/2022
(date)



Mary A Wemmer
(signature of notary public)

Company	Adaman Mutual Water Company		
Docket No.:	W-01997A		
Name of the System:	ADAMAN MUTUAL WATER COMP		
ADEQ Public Water System Number:	AZ0407001		
ADWR PCC Number:	91-000180.0000		

2018 Utility Shutoffs / Disconnects			
Month	Termination without Notice R14-2-410.B	Termination with Notice R14-2-410.C	Other
January	0	0	0
February	0	0	0
March	0	0	0
April	0	0	0
May	0	0	0
June	0	0	0
July	0	0	0
August	0	0	0
September	0	0	0
October	0	0	0
November	0	0	0
December	0	0	0
Total	0	0	0

Other (description):

Instructions: Fill out the Grey Cells with the relevent information. Input 0 or none if there is nothing recorded in that account or there is no applicable information to report.

RECEIVED

JUN 11 2019

ARIZONA CORP COMMISSION
UTILITIES DIVISION – DIRECTOR'S OFFICE