

RECEIVED  
UTILITIES DIVISION  
2019 MAY 13 A 11:44

**ANNUAL REPORT**

Of

Company Name:   
PO Box 1086

Mailing Address: Sun City AZ  
85372

Docket No.: W-01578A  
For the Year Ended:

**WATER UTILITY**

To

Arizona Corporation Commission

**Due on April 15th**

Email: [rdelafuente@azcc.gov](mailto:rdelafuente@azcc.gov), mail or deliver the completed Annual Report to:  
Arizona Corporation Commission  
Compliance Section - Utilities Division  
1200 West Washington Street  
Phoenix, Arizona 85007

Application Type:   
Application Date:

5-13-19

ARIZONA CORPORATION COMMISSION  
WATER UTILITY ANNUAL REPORT  
Aguila Water Services, Inc.  
A Class  Utility

1. For the Calendar Year Ended: 12/31/18

2. Address: 

PO BOX 1086					
City:	SUN CITY	State:	AZ	Zip Code:	85372

3. Telephone Number:

4. Date of Original Organization of Utility:

5. Person to whom correspondence should be addressed concerning this report:

Name:   
Telephone No. :   
Address:   
City:  State:  Zip Code:   
Email:

6. On-Site Manager:

Name:   
Telephone No. :   
Address:   
City:  State:  Zip Code:   
Email:

7. Ownership:

8. Counties Served:

Aguila Water Services, Inc.  
Annual Report  
Utility Plant in Service (Water)  
12/31/18

Utility Plant in Service (Water)							
Account No.	Description	Beginning Year Original Cost	Current Year Additions	Current Year Retirements	Adjusted Original Cost	Accumulated Depreciation	OCLD (OC less AD)
301	Organization	\$0			\$0		\$0
302	Franchises	0			0		0
303	Land and Land Rights	600			600		600
304	Structures and Improvements	26,462			26,462	25,345	1,117
305	Collecting & Improving Reservoirs	0			0		0
306	Lake, River, Canal Intakes	0			0		0
307	Wells and Springs	130,165			130,165	119,252	10,913
308	Infiltration Galleries	0			0		0
309	Supply Mains	0			0		0
310	Power Generation Equipment	0	0	0	0	0	0
311	Pumping Equipment	89,390	0	0	89,390	76,960	12,430
320	Water Treatment Equipment	0	0	0	0	0	0
320.1	Water Treatment Plants	0	0	0	0	0	0
320.2	Solution Chemical Feeders	0	0	0	0	0	0
320.3	Point-of-Use Treatment Devices	0	0	0	0	0	0
330	Distribution Reservoirs and Standpipes	0	0	0	0	0	0
330.1	Storage Tanks	98,572	0	0	98,572	97,597	975
330.2	Pressure Tanks	0	0	0	0	0	0
331	Transmission and Distribution Mains	291,160	0	0	291,160	268,273	22,887
333	Services	51,500	0	0	51,500	39,958	11,542
334	Meters and Meter Installations	52,718	3,551	0	56,269	51,608	4,661
335	Hydrants	0	0	0	0	0	0
336	Backflow Prevention Devices	0	0	0	0	0	0
339	Other Plant and Misc. Equipment	17,267	0	0	17,267	17,123	144
340	Office Furniture and Equipment	18,431	0	0	18,431	18,431	0
340.1	Computer & Software	0	0	0	0	0	0
341	Transportation Equipment	92,373	26,035	17,644	100,764	98,306	2,458
342	Stores Equipment	0	0	0	0	0	0
343	Tools, Shop and Garage Equipment	0	0	0	0	0	0
344	Laboratory Equipment	0	0	0	0	0	0
345	Power Operated Equipment	0	0	0	0	0	0
346	Communication Equipment	0	0	0	0	0	0
347	Miscellaneous Equipment	0	0	0	0	0	0
348	Other Tangible Plant	0	0	0	0	0	0
	<b>Totals</b>	<b>\$868,638</b>	<b>\$29,586</b>	<b>\$17,644</b>	<b>\$880,580</b>	<b>\$812,853</b>	<b>\$67,727</b>

**Instructions:** Fill out the Grey Cells with the relevant information. Input 0 or none if there is nothing recorded in that account or there is no applicable information to report.

Aguila Water Services, Inc.  
Annual Report  
Depreciation Expense for the Current Year (Water)  
12/31/18

Depreciation Expense for the Current Year (Water)								
Account No.	Description	Beginning Year Original Cost	Current Year Additions	Current Year Retirements	Adjusted Original Cost	Fully Depreciated/Non-depreciable Plant	Depreciation Percentages	Depreciation Expense
301	Organization	\$0	\$0	\$0	\$0			\$0
302	Franchises	0	0	0	0			0
303	Land and Land Rights	600	0	0	600	600		0
304	Structures and Improvements	26,462	0	0	26,462			49
305	Collecting & Improving Reservoirs	0	0	0	0			0
306	Lake, River, Canal Intakes	0	0	0	0			0
307	Wells and Springs	130,165	0	0	130,165			5,808
308	Infiltration Galleries	0	0	0	0			0
309	Supply Mains	0	0	0	0			0
310	Power Generation Equipment	0	0	0	0			0
311	Pumping Equipment	89,390	0	0	89,390		2.00%	1,069
320	Water Treatment Equipment	0	0	0	0			0
320.1	Water Treatment Plants	0	0	0	0			0
320.2	Solution Chemical Feeders	0	0	0	0			0
320.3	Point-of-Use Treatment Devices	0	0	0	0			0
330	Distribution Reservoirs and Standpipes	0	0	0	0		2.00%	4,107
330.1	Storage Tanks	98,572	0	0	98,572			0
330.2	Pressure Tanks	0	0	0	0			0
331	Transmission and Distribution Mains	291,160	0	0	291,160		2.00%	1,351
333	Services	51,500	0	0	51,500		2.00%	529
334	Meters and Meter Installations	52,718	3,551	0	56,269		2.00%	3,810
335	Hydrants	0	0	0	0			0
336	Backflow Prevention Devices	0	0	0	0			0
339	Other Plant and Misc. Equipment	17,267	0	0	17,267			7
340	Office Furniture and Equipment	18,431	0	0	18,431	18,431	0.00%	0
340.1	Computer & Software	0	0	0	0	0	0.00%	0
341	Transportation Equipment	92,373	26,035	17,644	100,764	0	2.00%	26,036
342	Stores Equipment	0	0	0	0	0	0.00%	0
343	Tools, Shop and Garage Equipment	0	0	0	0	0	0.00%	0
344	Laboratory Equipment	0	0	0	0	0	0.00%	0
345	Power Operated Equipment	0	0	0	0	0	0.00%	0
346	Communication Equipment	0	0	0	0	0	0.00%	0
347	Miscellaneous Equipment	0	0	0	0	0	0.00%	0
348	Other Tangible Plant	0	0	0	0	0	0.00%	0
	<b>Subtotal</b>	<b>\$868,638</b>	<b>\$29,586</b>	<b>\$17,644</b>	<b>\$880,580</b>	<b>\$19,031</b>		<b>\$42,766</b>

Contribution(s) in Aid of Construction (Gross)	\$0
Less: Non Amortizable Contribution(s)	0
Fully Amortized Contribution(s)	0
Amortizable Contribution(s)	\$0
Times: Proposed Amortization Rate	4.96%
<b>Amortization of CIAC</b>	<b>\$0</b>

<b>Less: Amortization of CIAC</b>	<input type="text" value="\$0"/>
<b>DEPRECIATION EXPENSE</b>	<input type="text" value="\$42,766"/>

**Instructions:** Fill out the Grey Cells with the relevant information. Input 0 or none if there is nothing recorded in that account or there is no applicable information to report.

Aguila Water Services, Inc.  
 Annual Report  
 Balance Sheet Assets  
 12/31/18

Balance Sheet Assets				
	Assets		Balance at Beginning of Year (2018)	Balance at End of Year (2018)
Account No.	<b>Current and Accrued Assets</b>			
131	Cash		\$31,464	\$11,844
134	Working Funds		0	0
135	Temporary Cash Investments		0	0
141	Customer Accounts Receivable		19,322	26,507
146	Notes Receivable from Associated Companies		0	0
151	Plant Material and Supplies		3,227	3,226
162	Prepayments		28,558	6,033
174	Miscellaneous Current and Accrued Assets		741	944
	<b>Total Current and Accrued Assets</b>		<b>\$83,312</b>	<b>\$48,554</b>
Account No.	<b>Fixed Assets</b>			
101	Utility Plant in Service*		\$868,638	\$880,580
103	Property Held for Future Use		0	0
105	Construction Work in Progress		0	0
108	Accumulated Depreciation (enter as negative)*		(787,731)	(812,853)
121	Non-Utility Property		0	0
122	Accumulated Depreciation - Non Utility		0	0
	<b>Total Fixed Assets</b>		<b>\$80,907</b>	<b>\$67,727</b>
	<b>Total Assets</b>		<b>\$164,219</b>	<b>\$116,281</b>

**Instructions:** Fill out the Grey Cells with the relevant information. Input 0 or none if there is nothing recorded in that account or there is no applicable information to report.

\*Note these items feed automatically from AR3 UPIS Page 3

Aguila Water Services, Inc.  
Annual Report  
Balance Sheet Liabilities and Owners Equity

<b>Balance Sheet Liabilities and Owners Equity</b>				
	<b>Liabilities</b>		Balance at Beginning of Year (2018)	Balance at End of Year (2018)
<b>Account No.</b>	<b>Current Liabilities</b>			
231	Accounts Payable		\$3,828	\$5,341
232	Notes Payable (Current Portion)		17,577	17,577
234	Notes Payable to Associated Companies		0	0
235	Customer Deposits		31,964	34,480
236	Accrued Taxes		3,449	2,509
237	Accrued Interest		0	0
242	Miscellaneous Current and Accrued Liabilities		0	3,954
	<b>Total Current Liabilities</b>		<b>\$56,818</b>	<b>\$63,861</b>
	<b>Long Term Debt</b>			
224	Long Term Debt (Notes and Bonds)		\$160,297	\$141,924
	<b>Deferred Credits</b>			
251	Unamortized Premium on Debt		\$0	\$0
252	Advances in Aid of Construction		51,724	51,724
255	Accumulated Deferred Investment Tax Credits		0	0
271	Contributions in Aid of Construction		16,017	16,017
272	Less: Amortization of Contributions		0	0
281	Accumulated Deferred Income Tax		0	0
	<b>Total Deferred Credits</b>		<b>\$67,741</b>	<b>\$67,741</b>
	<b>Total Liabilities</b>		<b>\$284,856</b>	<b>\$273,526</b>
	<b>Capital Accounts</b>			
201	Common Stock Issued		\$29,365	\$29,365
211	Other Paid-In Capital		48,006	48,006
215	Retained Earnings		(198,008)	(234,615)
218	Proprietary Capital (Sole Props and Partnerships)		0	0
	<b>Total Capital</b>		<b>(\$120,637)</b>	<b>(\$157,244)</b>
	<b>Total Liabilities and Capital</b>		<b>\$164,219</b>	<b>\$116,282</b>

**Instructions:** Fill out the Grey Cells with the relevant information. Input 0 or none if there is nothing recorded in that account or there is no applicable information to report.

**Note: Total liabilities and Capital must match total assets for the beginning and end of the year!**

Revised

Water Comparative Income Statement			
Account No.	Calendar Year	Current Year 01/01/2018 - 12/31/2018	Last Year 01/01/2017 - 12/31/2017
	<b>Operating Revenue</b>		
461	Metered Water Revenue	\$232,159	\$217,097
460	Unmetered Water Revenue	0	0
462	Fire Protection Revenue	0	0
469	Guaranteed Revenues (Surcharges)	0	0
471	Miscellaneous Service Revenues	0	0
474	Other Water Revenue	4,190	3,374
	<b>Total Revenues</b>	<b>\$236,349</b>	<b>\$220,471</b>
	<b>Operating Expenses</b>		
601	Salaries and Wages	\$110,980	\$96,974
604	Employee Pensions and Benefits	0	0
610	Purchased Water	0	0
615	Purchased Power	23,997	23,380
618	Chemicals	1,374	1,541
620	Materials and Supplies	0	0
620.1	Repairs and Maintenance	24,301	20,571
620.2	Office Supplies and Expense	5,611	3,765
630	Contractual Services	0	0
631	Contractual Services -Engineering	0	0
632	Contractual Services - Accounting	0	0
633	Contractual Services - Legal	0	0
634	Contractual Services - Management Fees	0	0
635	Contractual Services - Water Testing	0	0
636	Contractual Services - Other	0	0
640	Rents	0	0
641	Rental of Building/Real Property	0	0
642	Rental of Equipment	0	1,600
650	Transportation Expenses	12,738	13,963
657	Insurance - General Liability	10,632	11,344
657.1	Insurance - Health and Life	0	0
665	Regulatory Commission Expense - Rate	0	0
670	Bad Debt Expense	0	0
675	Miscellaneous Expense	18,773	22,503
403	Depreciation Expense (From Schedule AR4)	42,766	16,965
408	Taxes Other Than Income	13,463	8,362
408.11	Property Taxes	17,952	8,619
409	Income Taxes	0	0
427.1	Customer Security Deposit Interest	0	0
	<b>Total Operating Expenses</b>	<b>\$282,587</b>	<b>\$229,587</b>
	<b>Operating Income / (Loss)</b>	<b>(\$46,238)</b>	<b>(\$9,116)</b>
	<b>Other Income / (Expense)</b>		
419	Interest and Dividend Income	\$0	\$0
421	Non-Utility Income	12,290	11,928
426	Miscellaneous Non-Utility (Expense)	0	(7,726)
427	Interest (Expense)	(2,660)	(3,699)
	<b>Total Other Income / (Expense)</b>	<b>\$9,630</b>	<b>\$503</b>
	<b>Net Income / (Loss)</b>	<b>(\$36,608)</b>	<b>(\$8,613)</b>

**Instructions:** Fill out the Grey Cells with the relevant information. Input 0 or none if there is nothing recorded in that account or there is no applicable information to report.

Aguila Water Services, Inc.  
Annual Report  
Water Comparative Income Statement  
12/31/18

<b>Water Comparative Income Statement</b>			
Account No.	Calendar Year	Current Year 01/01/2018 - 12/31/2018	Last Year 01/01/2017 - 12/31/2017
	<b>Operating Revenue</b>		
461	Metered Water Revenue	\$232,159	\$217,097
460	Unmetered Water Revenue		0
462	Fire Protection Revenue		0
469	Guaranteed Revenues (Surcharges)		0
471	Miscellaneous Service Revenues		0
474	Other Water Revenue	4,190	3,374
	<b>Total Revenues</b>	<b>\$236,349</b>	<b>\$220,471</b>
	<b>Operating Expenses</b>		
601	Salaries and Wages	\$110,980	\$96,974
604	Employee Pensions and Benefits		0
610	Purchased Water	23,997	23,380
615	Purchased Power		0
618	Chemicals	1,374	1,541
620	Materials and Supplies		0
620.1	Repairs and Maintenance	24,301	20,571
620.2	Office Supplies and Expense	5,611	3,765
630	Contractual Services	0	0
631	Contractual Services -Engineering	0	0
632	Contractual Services - Accounting	0	0
633	Contractual Services - Legal	0	0
634	Contractual Services - Management Fees	0	0
635	Contractual Services - Water Testing	0	0
636	Contractual Services - Other	0	0
640	Rents	0	0
641	Rental of Building/Real Property	0	0
642	Rental of Equipment	0	1,600
650	Transportation Expenses	12,738	13,963
657	Insurance - General Liability	10,632	11,344
657.1	Insurance - Health and Life	0	0
665	Regulatory Commission Expense - Rate	0	0
670	Bad Debt Expense	0	0
675	Miscellaneous Expense	18,773	22,503
403	Depreciation Expense (From Schedule AR4)	42,766	16,965
408	Taxes Other Than Income	13,463	8,362
408.11	Property Taxes	17,952	8,619
409	Income Taxes	0	0
427.1	Customer Security Deposit Interest	0	0
	<b>Total Operating Expenses</b>	<b>\$282,587</b>	<b>\$229,587</b>
	<b>Operating Income / (Loss)</b>	<b>(\$46,238)</b>	<b>(\$9,116)</b>
	<b>Other Income / (Expense)</b>		
419	Interest and Dividend Income	\$0	\$0
421	Non-Utility Income	12,290	11,928
426	Miscellaneous Non-Utility (Expense)	0	(7,726)
427	Interest (Expense)	(2,660)	(3,699)
	<b>Total Other Income / (Expense)</b>	<b>\$9,630</b>	<b>\$503</b>
	<b>Net Income / (Loss)</b>	<b>(\$36,608)</b>	<b>(\$8,613)</b>

**Instructions:** Fill out the Grey Cells with the relevant information. Input 0 or none if there is nothing recorded in that account or there is no applicable information to report.



Aguila Water Services, Inc.  
 Annual Report  
 Full time equivalent employees  
 12/31/18

**Full time equivalent employees**

	Direct Company	Outside service	Total
President	1.0		1.0
Vice-president			0.0
Manager			0.0
Engineering Staff			0.0
System Operator(s)			0.0
Meter reader	1.0		1.0
Customer Service			0.0
Accounting			0.0
Business Office			0.0
Rates Department			0.0
Administrative Staff	2.0		2.0
Other			0.0
<b>Total</b>	4.0	0.0	4.0

**Instructions:** Fill out the Grey Cells with the relevant information. Input 0 or none if there is nothing recorded in that account or there is no applicable information to report. A full-time employee is based on 2080 total hours per year. Please calculate partial employees using 2080 hours.

Aguila Water Services, Inc.  
 Annual Report  
 Supplemental Financial Data (Long-Term Debt)  
 12/31/18

Supplemental Financial Data (Long-Term Debt)				
	Loan #1	Loan #2	Loan #3	Loan #4
Date Issued	1/0/1900	1/0/1900	1/0/1900	1/0/1900
Source of Loan	0	0	0	0
ACC Decision No.	0	0	0	0
Reason for Loan	0	0	0	0
Dollar Amt. Issued	\$0	\$0	\$0	\$0
Amount Outstanding	\$0	\$0	\$0	\$0
Date of Maturity	1/0/1900	1/0/1900	1/0/1900	1/0/1900
Interest Rate	0.00%	0.00%	0.00%	0.00%
Current Year Interest	\$0	\$0	\$0	\$0
Current Year Principal	\$0	\$0	\$0	\$0

Meter Deposit Balance at Test Year End:	\$0
---	-----

Meter Deposits Refunded During the Test Year:	\$0
---	-----

***List all bonds, notes, loans, and other types of indebtedness in which the proceeds were used in the provision of public utility service. Indebtedness incurred for personal uses by the owner of the utility should not be listed. Input 0 or none if there is nothing to report for that cell.***





**Water Utility Plant Description (Continued)**

**For the following three items, list the utility owned assets in each category for each system.**

<b>TREATMENT EQUIPMENT:</b>	NONE
-----------------------------	------

<b>STRUCTURES:</b>	FRAME SHOP AND RECEIVING OFFICE AT PLANT SITE. STEEL SHADE OVER PUMPING EQUIPMENT AT PLANT SITE. CHAIN LINK FENCING AROUND PLANT SITE AND WELLS. CHAIN LINK FENCING AROUND BOOSTER STATION.
--------------------	---

<b>OTHER:</b>	NONE
---------------	------

**Instructions:** Fill out the Grey Cells with the relevant information. Input 0 or none if there is nothing recorded in that account or there is no applicable information to report. Copy and paste this sheet as many times as is necessary.

Customer and Other Information	
Name of the System:	AGUILA WATER SERVICES, INC.
ADEQ Public Water System Number:	AZ04-07003
ADWR PCC Number:	91-000181

Month	Number of Customers				
	Single-Family	Multi-Family	Commercial	Turf/Irrigation	Other Non-Residential
January	279	3	32	0	3
February	279	3	32	0	3
March	281	3	33	0	3
April	282	3	29	0	3
May	283	3	31	0	3
June	284	3	32	0	3
July	284	3	31	0	3
August	283	3	31	0	3
September	283	3	32	0	3
October	285	3	28	0	3
November	285	3	33	0	3
December	286	3	34	0	3

Total 326

If the system has fire hydrants, what is the fire flow requirements?  GPM for  hrs.

Does the system have chlorination treatment?

Does the Company have an ADWR Gallons Per Capita Per Day (GPCPD) requirement?

If yes, provide the GPCPD amount:

Is the Water Utility located in an ADWR Active Management Area (AMA)?

If yes, which AMA?

**Instructions:** Fill out the Grey Cells with the relevant information. Input 0 or none if there is nothing recorded in that account or there is no applicable information to report. Copy and paste this sheet as many times as is necessary.

Aguila Water Services, Inc.  
Annual Report  
Property Taxes  
12/31/18

Property Taxes	
Amount of actual property taxes paid during Calendar Year 2018 was	\$17,952

If no property taxes paid, explain why.
None

**Instructions:** Fill out the Grey Cells with the relevant information. Input 0 or none if there is nothing recorded in that account or there is no applicable information to report.



Verification and Sworn Statement (Taxes)

Verification: State of ARIZONA I, the undersigned of the  
(state name)

County of (county name): MARICOPA  
Name (owner or official) title: VICTORIA BONNET, PRESIDENT  
Company name: Aguila Water Services, Inc.

DO SAY THAT THIS ANNUAL UTILITY PROPERTY TAX AND SALES TAX REPORT TO THE ARIZONA CORPORATION COMMISSION.

FOR THE YEAR ENDING: 12/31/18

HAS BEEN PREPARED UNDER MY DIRECTION, FROM THE ORIGINAL BOOKS, PAPERS AND RECORDS OF SAID UTILITY; THAT I HAVE CAREFULLY EXAMINED THE SAME, AND DECLARE THE SAME TO BE A COMPLETE AND CORRECT STATEMENT OF BUSINESS AND AFFAIRS OF SAID UTILITY FOR THE PERIOD COVERED BY THIS REPORT IN RESPECT TO EACH AND EVERY MATTER AND THING SET FORTH, TO THE BEST OF MY KNOWLEDGE, INFORMATION AND BELIEF.

Sworn Statement: I HEREBY ATTEST THAT ALL PROPERTY TAXES FOR SAID COMPANY ARE CURRENT AND PAID IN FULL.

I HEREBY ATTEST THAT ALL SALES TAXES FOR SAID COMPANY ARE CURRENT AND PAID IN FULL.

Victoria H. Bonnet  
signature of owner/official

602-942-1352  
telephone no.

RECEIVED  
UTILITIES DIVISION  
2019 MAY 13 A 11:44  
ARIZONA CORPORATION COMMISSION

SUBSCRIBED AND SWORN TO BEFORE ME A NOTARY PUBLIC  
IN AND FOR THE COUNTY

THIS

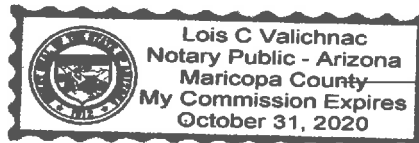
9<sup>th</sup>

DAY OF

MARICOPA  
(county name)  
MAY 2019  
(month) and (year)

MY COMMISSION EXPIRES

5/9/19  
(date)



Lois C Valchnac  
(signature of notary public)

Verification and Sworn Statement

Verification:

State of ARIZONA I, the undersigned of the  
(state name)  
County of (county name): MARICOPA  
Name (owner or official) title: VICTORIA BONNET, PRESIDENT  
Company name: Aguila Water Services, Inc.

DO SAY THAT THIS ANNUAL UTILITY PROPERTY TAX AND SALES TAX REPORT TO THE ARIZONA CORPORATION COMMISSION.

FOR THE YEAR ENDING: 12/31/18

HAS BEEN PREPARED UNDER MY DIRECTION, FROM THE ORIGINAL BOOKS, PAPERS AND RECORDS OF SAID UTILITY; THAT I HAVE CAREFULLY EXAMINED THE SAME, AND DECLARE THE SAME TO BE A COMPLETE AND CORRECT STATEMENT OF BUSINESS AND AFFAIRS OF SAID UTILITY FOR THE PERIOD COVERED BY THIS REPORT IN RESPECT TO EACH AND EVERY MATTER AND THING SET FORTH, TO THE BEST OF MY KNOWLEDGE, INFORMATION AND BELIEF.

Sworn Statement: IN ACCORDANCE WITH THE REQUIREMENTS OF TITLE 40, ARTICLE 8, SECTION 40-401, ARIZONA REVISED STATUTES, IT IS HEREIN REPORTED THAT THE GROSS OPERATING REVENUE OF SAID UTILITY DERIVED FROM ARIZONA INTRASTATE UTILITY OPERATIONS DURING THE CALENDAR YEAR WAS:

Arizona Intrastate Gross Operating Revenues Only (\$)

\$246,785

(The amount in the box above includes

\$14,626 in sales taxes

billed or collected)

RECEIVED  
UTILITIES DIVISION  
2019 MAY 13 A 11:44  
ARIZONA CORPORATION COMMISSION

Victoria H. Bonnet  
signature of owner/official

602-942-1352  
telephone no.


SUBSCRIBED AND SWORN TO BEFORE ME A NOTARY PUBLIC  
IN AND FOR THE COUNTY

THIS

9<sup>th</sup> DAY OF MARICOPA  
MAY 2019  
(month) and (year)

MY COMMISSION EXPIRES

5/9/19  
(date)



Lois C Valichnac  
(signature of notary public)

**Verification and Sworn Statement (Residential Revenue)**

**Verification:**

State of ARIZONA I, the undersigned of the  
(state name)

County of (county name): MARICOPA  
Name (owner or official) title: VICTORIA BONNET, PRESIDENT  
Company name: Aguila Water Services, Inc.

DO SAY THAT THIS ANNUAL UTILITY PROPERTY TAX AND SALES TAX REPORT TO THE ARIZONA CORPORATION COMMISSION.

FOR THE YEAR ENDING: 12/31/18

HAS BEEN PREPARED UNDER MY DIRECTION, FROM THE ORIGINAL BOOKS, PAPERS AND RECORDS OF SAID UTILITY; THAT I HAVE CAREFULLY EXAMINED THE SAME, AND DECLARE THE SAME TO BE A COMPLETE AND CORRECT STATEMENT OF BUSINESS AND AFFAIRS OF SAID UTILITY FOR THE PERIOD COVERED BY THIS REPORT IN RESPECT TO EACH AND EVERY MATTER AND THING SET FORTH, TO THE BEST OF MY KNOWLEDGE, INFORMATION AND BELIEF.

**Sworn Statement:** IN ACCORDANCE WITH THE REQUIREMENTS OF TITLE 40, ARTICLE 8, SECTION 40-401, ARIZONA REVISED STATUTES, IT IS HEREIN REPORTED THAT THE GROSS OPERATING REVENUE OF SAID UTILITY DERIVED FROM ARIZONA INTRASTATE UTILITY OPERATIONS RECEIVED FROM RESIDENTIAL CUSTOMERS DURING THE CALENDAR YEAR WAS:

Arizona Intrastate Gross Operating Revenues Only (\$)

\$202,363

(The amount in the box above includes

\$11,993 in sales taxes  
billed or collected)

*Victoria H. Bonnet*

signature of owner/official

602-942-1352

telephone no.

SUBSCRIBED AND SWORN TO BEFORE ME A NOTARY PUBLIC  
IN AND FOR THE COUNTY

MARICOPA  
(county name)

THIS


9<sup>th</sup>

DAY OF

MAY 2019  
(month) and (year)

MY COMMISSION EXPIRES

5/9/19  
(date)



*Lois C Valichnac*  
(signature of notary public)

RECEIVED  
UTILITY & DIVISION  
2019 MAY 13 A 11:45  
ARIZONA CORPORATION  
COMMISSION

AZ Corporation Commission Utilities Division  
Customer and Other Info Worksheet  
Year 2018

<u>Month</u>	<u>Single Family</u>	<u>Multi Family</u>	<u>Commercial</u>	<u>Other</u>
January	279	3	32	3
February	279	3	32	3
March	281	3	33	3
April	282	3	29	3
May	283	3	31	3
June	284	3	32	3
July	284	3	31	3
August	283	3	31	3
September	283	3	32	3
October	285	3	28	3
November	285	3	33	3
December	286	3	34	3

\*\*Figures include all customers including cash customers drawing from the standpipe\*\*

AZ Corporation Commission Utilities Division  
Well and Water Usage By Month Worksheet  
Year 2018

<u>Month</u>	<u>Total of Wells</u>	<u>Divided By</u>	<u>Qty Per Acre Ft</u>	<u>Usage Billed</u>	<u>Divided By</u>	<u>Qty Per Acre Ft</u>
January	2827700	325851	8.68	2579244	325851	7.92
February	2637700	325851	8.09	2431064	325851	7.40
March	3204500	325851	9.83	2919957	325851	8.96
April	3311700	325851	10.16	3018270	325851	9.26
May	3758200	325851	11.53	3429563	325851	10.52
June	4213900	325851	12.93	3712392	325851	11.39
July	4082700	325851	12.53	3681680	325851	11.30
August	3957100	325851	12.14	3411992	325851	10.47
September	3612900	325851	11.09	3413263	325851	10.47
October	2471400	325851	7.58	2304981	325851	7.07
November	2704000	325851	8.30	2498146	325851	7.67
December	2753300	325851	8.45	2438545	325851	7.48
////////////////////	<u>Total Quantity per Acre Foot of Water Withdrawn:</u>		121.31	<u>Total Quantity per Acre Foot of Water Sold:</u>		109.91

\*\* Figures include all customers, including cash customers drawing from the standpipe\*\*

AZ Corporation Commission Utilities Division

Water Utility Plant Description

Customer Meters Worksheet

Year 2018

<u>Meter Size</u>	<u>Total</u>
1 = 5/8" x 3/4"	208
3/4"	0
2 = 1"	103
3 = 1 1/2"	1
4 = 2"	2
Comp. 3	0
Turbo 3	0
Comp. 4	0
Turbo 4	0
Comp. 6	0
Turbo 6	0
6 & 7 = Standpipe	2
8 = 3"	2
<b>Total Meters:</b>	<b>318</b>

\*\*\*Active Meters Only\*\*\*

AZ Corporation Commission Utilities Division  
Annual Deposit Refunds Worksheet  
Year 2018

<u>Acct #</u>	<u>Name</u>	<u>Amount</u>
2288-03	Marcos Enriquez	\$ 125.00
2230-05	Sylvia Deluera	\$ 100.00
4407-02	Bornt & Sons, Inc.	\$ 100.00
3327-01	Lorna Ephrom	\$ 75.00
2100-01	Michael Dee Edwards	\$ 100.00
3399-01	Scott Schull	\$ 100.00
2273-02	Ryan DiCamillo	\$ 100.00
5548-01	Paul Desfosses	\$ 100.00
5527-03	Mary Lape	\$ 100.00
5589-04	Martha Home	\$ 100.00
3314-01	Al Desilva	\$ 100.00
3384-02	Raymundo Hernandez	\$ 100.00
1128-03	Jose Roman Valenzuela-Diaz	\$ 100.00
5582-01	Richard Shores	\$ 100.00
3312-03	Ana C Ornelas Alonso	\$ 100.00
5577-01	Paul Bragg	\$ 100.00
<u>Total Deposit Refunds:</u>		\$ 1,600.00

Company	Aguila Water Services, Inc.		
Docket No.:	W-01578A		
Name of the System:	AGUILA WATER SERVICES, INC.		
ADEQ Public Water System Number:			AZ-04-07003
ADWR PCC Number:			91-000181

2018 Utility Shutoffs / Disconnects			
Month	Termination without Notice R14-2-410.B	Termination with Notice R14-2-410.C	Other
January	0	0	0
February	0	1	0
March	0	0	0
April	0	0	0
May	0	0	0
June	0	0	0
July	0	0	0
August	0	0	0
September	0	0	0
October	0	1	0
November	0	0	0
December	0	0	0
<b>Total</b>	<b>0</b>	<b>2</b>	<b>0</b>

Other (description):

N/A
-----

**Instructions:** Fill out the Grey Cells with the relevant information. Input 0 or none if there is nothing recorded in that account or there is no applicable information to report.