

ANNUAL REPORT

Of

Company Name: **AGUILA WATER SERVICES, INC.**

PO Box 1086

RECEIVED
BY EMAIL

Mailing Address:

Sun City AZ
85372

05/12/2022, 7:37 PM

ARIZONA CORPORATION COMMISSION
UTILITIES DIVISION

Docket No.: W-01578A

For the Year Ended: 12/31/21

WATER UTILITY

To

Arizona Corporation Commission

Due on April 15th

Email: Util-Compliance@azcc.gov, mail or deliver the completed Annual Report to:

Arizona Corporation Commission
Compliance Section - Utilities Division
1200 West Washington Street
Phoenix, Arizona 85007

Application Type: Original Filing

Application Date: 5/12/2022

ARIZONA CORPORATION COMMISSION
WATER UTILITY ANNUAL REPORT
AGUILA WATER SERVICES, INC.
A Class Utility

For the Calendar Year Ended: 12/31/21

Primary Address:

PO BOX 1086		
City: SUN CITY	State: ARIZONA	Zip Code: 85372

Telephone Number:

602-942-1352

Date of Original Organization of Utility:

1/1/1982

Person to whom correspondence should be addressed concerning this report:

Name:

JAMAINE BERRY

Telephone No. :

602-942-1352

Address:

PO BOX 1086		
City: SUN CITY	State: ARIZONA	Zip Code: 85372

Email:

aguilawaterservices@gmail.com

OFFICE MANAGER/SECRETARY

Name:

MONETTE MASON

Telephone No. :

602-942-1352

Address:

PO BOX 1086		
City: SUN CITY	State: ARIZONA	Zip Code: 85372

Email:

aguilawaterservices@gmail.com

N/A

Name:

0

Telephone No. :

0

Address:

0

City:

0

 State:

0

 Zip Code:

0

Email:

0

N/A

Name:

0

Telephone No. :

0

Address:

0

City:

0

 State:

0

 Zip Code:

0

Email:

0

N/A

Name:

0

Telephone No. :

0

Address:

0

City:

0

 State:

0

 Zip Code:

0

Email:

0

Ownership:

SUBCHAPTER S CORPORATION

Counties Served:

MARICOPA

Important changes during the year	
--	--

yes	For those companies not subject to the affiliated interest rules, has there been a change in ownership or direct control during the year?
	If yes, please provide specific details in the box below.
	There is a change in ownership as of April 1 ,2021

NO	Has the company been notified by any other regulatory authorities during the year, that they are out of compliance?
	If yes, please provide specific details in the box below.
	N/A

AGUILA WATER SERVICES, INC.
 Annual Report
 Utility Plant in Service (Water)
 12/31/21

Utility Plant in Service (Water)							
Account No.	Description	Beginning Year Original Cost	Current Year Additions	Current Year Retirements	Adjusted Original Cost	Accumulated Depreciation	OCLD (OC less AD)
301	Organization	\$0	\$0	\$0	\$0	\$0	\$0
302	Franchises	0	0	0	0	0	0
303	Land and Land Rights	600	0	0	600	0	600
304	Structures and Improvements	26,462	0	0	26,462	25,487	975
305	Collecting & Improving Reservoirs	0	0	0	0	0	0
306	Lake, River, Canal Intakes	0	0	0	0	0	0
307	Wells and Springs	130,165	0	0	130,165	124,274	5,891
308	Infiltration Galleries	0	0	0	0	0	0
309	Supply Mains	0	0	0	0	0	0
310	Power Generation Equipment	0	0	0	0	0	0
311	Pumping Equipment	89,390	0	0	89,390	79,945	9,445
320	Water Treatment Equipment	0	0	0	0	0	0
320.1	Water Treatment Plants	98,572	0	0	98,572	97,945	627
320.2	Solution Chemical Feeders	0	0	0	0	0	0
320.3	Point-of-Use Treatment Devices	0	0	0	0	0	0
330	Distribution Reservoirs and Standpipes	0	0	0	0	0	0
330.1	Storage Tanks	0	0	0	0	0	0
330.2	Pressure Tanks	0	0	0	0	0	0
331	Transmission and Distribution Mains	291,160	0	0	291,160	281,336	9,824
333	Services	51,500	0	0	51,500	47,359	4,141
334	Meters and Meter Installations	62,621	6,774	0	69,395	41,969	27,426
335	Hydrants	0	0	0	0	0	0
336	Backflow Prevention Devices	0	0	0	0	0	0
339	Other Plant and Misc. Equipment	17,267	0	0	17,267	17,197	70
340	Office Furniture and Equipment	18,431	0	0	18,431	18,431	0
340.1	Computer & Software	0	0	0	0	0	0
341	Transportation Equipment	100,764	0	74,728	26,036	26,036	0
342	Stores Equipment	0	0	0	0	0	0
343	Tools, Shop and Garage Equipment	0	0	0	0	0	0
344	Laboratory Equipment	0	0	0	0	0	0
345	Power Operated Equipment	0	0	0	0	0	0
346	Communication Equipment	0	0	0	0	0	0
347	Miscellaneous Equipment	0	0	0	0	0	0
348	Other Tangible Plant	0	0	0	0	0	0
	Totals	\$886,932	\$6,774	\$74,728	\$818,978	\$759,979	\$58,999

AGUILA WATER SERVICES, INC.
 Annual Report
 Depreciation Expense for the Current Year (Water)
 12/31/21

Depreciation Expense for the Current Year (Water)									
Account No.	Description	Beginning Year Original Cost	Current Year Additions	Current Year Retirements	Adjusted Original Cost	Fully Depreciated/Non-depreciable Plant	Depreciable Plant	Depreciation Percentages	Depreciation Expense
301	Organization	\$0	\$0	\$0	\$0	\$0	\$0	0.00%	\$0
302	Franchises	0	0	0	0	0	0	0.00%	0
303	Land and Land Rights	600	0	0	600	600	0	0.00%	0
304	Structures and Improvements	26,462	0	0	26,462	0	26,462	0.02%	125
305	Collecting & Improving Reservoirs	0	0	0	0	0	0	0.00%	0
306	Lake, River, Canal Intakes	0	0	0	0	0	0	0.00%	0
307	Wells and Springs	130,165	0	0	130,165	0	130,165	0.02%	765
308	Infiltration Galleries	0	0	0	0	0	0	0.00%	0
309	Supply Mains	0	0	0	0	0	0	0.00%	0
310	Power Generation Equipment	0	0	0	0	0	0	0.00%	0
311	Pumping Equipment	89,390	0	0	89,390	0	89,390	0.02%	957
320	Water Treatment Equipment	0	0	0	0	0	0	0.00%	0
320.1	Water Treatment Plants	98,572	0	0	98,572	0	98,572	0.00%	0
320.2	Solution Chemical Feeders	0	0	0	0	0	0	0.00%	0
320.3	Point-of-Use Treatment Devices	0	0	0	0	0	0	0.00%	0
330	Distribution Reservoirs and Standpipes	0	0	0	0	0	0	0.01%	177
330.1	Storage Tanks	0	0	0	0	0	0	0.00%	0
330.2	Pressure Tanks	0	0	0	0	0	0	0.00%	0
331	Transmission and Distribution Mains	291,160	0	0	291,160	0	291,160	0.01%	1,311
333	Services	51,500	0	0	51,500	0	51,500	0.01%	400
334	Meters and Meter Installations	62,621	6,774	0	69,395	0	69,395	0.01%	460
335	Hydrants	0	0	0	0	0	0	0.00%	0
336	Backflow Prevention Devices	0	0	0	0	0	0	0.00%	0
339	Other Plant and Misc. Equipment	17,267	0	0	17,267	0	17,267	0.00%	6
340	Office Furniture and Equipment	18,431	0	0	18,431	18,431	0	0.00%	0
340.1	Computer & Software	0	0	0	0	0	0	0.00%	0
341	Transportation Equipment	100,764	0	74,728	26,036	26,036	0	0.00%	0
342	Stores Equipment	0	0	0	0	0	0	0.00%	0
343	Tools, Shop and Garage Equipment	0	0	0	0	0	0	0.00%	0
344	Laboratory Equipment	0	0	0	0	0	0	0.00%	0
345	Power Operated Equipment	0	0	0	0	0	0	0.00%	0
346	Communication Equipment	0	0	0	0	0	0	0.00%	0
347	Miscellaneous Equipment	0	0	0	0	0	0	0.00%	0
348	Other Tangible Plant	0	0	0	0	0	0	0.00%	0
	Subtotal	\$886,932	\$6,774	\$74,728	\$818,978	\$45,067	\$773,911		\$4,201

Contribution(s) in Aid of Construction (Gross)	\$36,617
Less: Non Amortizable Contribution(s)	0
Fully Amortized Contribution(s)	0
Amortizable Contribution(s)	\$36,617
Times: Proposed Amortization Rate	0.54%
Amortization of CIAC	\$199

Less: Amortization of CIAC

DEPRECIATION EXPENSE

AGUILA WATER SERVICES, INC.
Annual Report
Balance Sheet Assets
12/31/21

Balance Sheet Assets				
	Assets		Balance at Beginning of Year (2021)	Balance at End of Year (2021)
Account No.	Current and Accrued Assets			
131	Cash		\$23,533	\$51,657
134	Working Funds		0	0
135	Temporary Cash Investments		0	0
141	Customer Accounts Receivable		22,093	19,874
146	Notes Receivable from Associated Companies		0	0
151	Plant Material and Supplies		3,227	3,227
162	Prepayments		7,897	5,378
174	Miscellaneous Current and Accrued Assets		2,166	741
	Total Current and Accrued Assets		\$58,916	\$80,877
Account No.	Fixed Assets			
101	Utility Plant in Service*		\$886,932	\$818,978
103	Property Held for Future Use		0	0
105	Construction Work in Progress		0	0
108	Accumulated Depreciation (enter as negative)*		(827,830)	(759,979)
121	Non-Utility Property		0	0
122	Accumulated Depreciation - Non Utility		0	0
	Total Fixed Assets		\$59,102	\$58,999
	Total Assets		\$118,018	\$139,876

*Note these items feed automatically from AR3 UPIS Page 4

AGUILA WATER SERVICES, INC.
Annual Report
Balance Sheet Liabilities and Owners Equity

Balance Sheet Liabilities and Owners Equity				
	Liabilities		Balance at Beginning of Year (2021)	Balance at End of Year (2021)
Account No.	Current Liabilities			
231	Accounts Payable		\$0	\$0
232	Notes Payable (Current Portion)		0	0
234	Notes Payable to Associated Companies		0	0
235	Customer Deposits		38,077	40,122
236	Accrued Taxes		2,529	2,560
237	Accrued Interest		0	0
242	Miscellaneous Current and Accrued Liabilities		5,477	2,558
	Total Current Liabilities		\$46,083	\$45,240
	Long Term Debt			
224	Long Term Debt (Notes and Bonds)		\$158,836	\$159,512
	Deferred Credits			
251	Unamortized Premium on Debt		\$0	\$0
252	Advances in Aid of Construction		52,212	52,212
255	Accumulated Deferred Investment Tax Credits		0	0
271	Contributions in Aid of Construction		36,617	36,617
272	Less: Amortization of Contributions		0	0
281	Accumulated Deferred Income Tax		0	0
	Total Deferred Credits		\$88,829	\$88,829
	Total Liabilites		\$293,748	\$293,581
	Capital Accounts			
201	Common Stock Issued		\$29,365	\$29,365
211	Other Paid-In Capital		48,006	48,006
215	Retained Earnings		(253,101)	(231,077)
218	Proprietary Capital (Sole Props and Partnerships)		0	0
	Total Capital		(\$175,730)	(\$153,706)
	Total Liabilities and Capital		\$118,018	\$139,875

Note: Total liabilities and Capital must match total assets for the beginning and end of the year!

AGUILA WATER SERVICES, INC.
Annual Report
Water Comparative Income Statement
12/31/21

Water Comparative Income Statement			
Account No.	Calendar Year	Current Year 01/01/2021 - 12/31/2021	Last Year 01/01/2020 - 12/31/2020
	Operating Revenue		
461	Metered Water Revenue	\$237,921	\$230,377
460	Unmetered Water Revenue	0	0
462	Fire Protection Revenue	0	0
469	Guaranteed Revenues (Surcharges)	0	0
471	Miscellaneous Service Revenues	0	0
474	Other Water Revenue	6,160	8,439
	Total Revenues	\$244,081	\$238,816
	Operating Expenses		
601	Salaries and Wages	\$76,526	\$116,100
604	Employee Pensions and Benefits	0	0
610	Purchased Water	24,614	19,811
615	Purchased Power	0	0
618	Chemicals	520	1,019
620	Materials and Supplies	0	0
620.1	Repairs and Maintenance	14,317	34,106
620.2	Office Supplies and Expense	3,610	2,725
630	Contractual Services	0	0
631	Contractual Services - Engineering	0	0
632	Contractual Services - Accounting	0	0
633	Contractual Services - Legal	0	0
634	Contractual Services - Management Fees	0	0
635	Contractual Services - Water Testing	0	0
636	Contractual Services - Other	0	0
640	Rents	0	0
641	Rental of Building/Real Property	0	0
642	Rental of Equipment	0	0
650	Transportation Expenses	12,367	11,313
657	Insurance - General Liability	9,577	13,931
657.1	Insurance - Health and Life	0	0
665	Regulatory Commission Expense - Rate	0	0
670	Bad Debt Expense	0	0
675	Miscellaneous Expense	26,667	20,689
403	Depreciation Expense (From Schedule AR4)	4,002	8,355
408	Taxes Other Than Income	6,217	10,756
408.11	Property Taxes	9,562	11,209
409	Income Taxes	0	0
427.1	Customer Security Deposit Interest	0	0
	Total Operating Expenses	\$187,979	\$250,014
	Operating Income / (Loss)	\$56,102	(\$11,198)
	Other Income / (Expense)		
419	Interest and Dividend Income	\$0	\$0
421	Non-Utility Income	32,889	0
426	Miscellaneous Non-Utility (Expense)	(66,600)	0
427	Interest (Expense)	(171)	(474)
	Total Other Income / (Expense)	(\$33,882)	(\$474)
	Net Income / (Loss)	\$22,220	(\$11,672)

AGUILA WATER SERVICES, INC.
 Annual Report
 Full time equivalent employees
 12/31/21

Full time equivalent employees

	Direct Company	Allocated	Outside service	Total
President	1.0	0.0	0.0	1.0
Vice-president	0.0	0.0	0.0	0.0
Manager	0.0	0.0	0.0	0.0
Engineering Staff	0.0	0.0	0.0	0.0
System Operator(s)	2.0	0.0	0.0	2.0
Meter reader	0.0	0.0	0.0	0.0
Customer Service	0.0	0.0	0.0	0.0
Accounting	0.0	0.0	0.0	0.0
Business Office	1.0	0.0	0.0	1.0
Rates Department	0.0	0.0	0.0	0.0
Administrative Staff	0.0	0.0	0.0	0.0
Other	0.0	0.0	0.0	0.0
Total	4.0	0.0	0.0	4.0

AGUILA WATER SERVICES, INC.
 Annual Report
 Supplemental Financial Data (Long-Term Debt)
 12/31/21

Supplemental Financial Data (Long-Term Debt)				
	Loan #1	Loan #2	Loan #3	Loan #4
Date Issued	1/0/1900	1/0/1900	1/0/1900	1/0/1900
Source of Loan	0	0	0	0
ACC Decision No.	0	0	0	0
Reason for Loan	0	0	0	0
Dollar Amt. Issued	\$0	\$0	\$0	\$0
Amount Outstanding	\$0	\$0	\$0	\$0
Date of Maturity	1/0/1900	1/0/1900	1/0/1900	1/0/1900
Interest Rate	0.00%	0.00%	0.00%	0.00%
Current Year Interest	\$0	\$0	\$0	\$0
Current Year Principal	\$0	\$0	\$0	\$0

Meter Deposit Balance at Test Year End:	\$29,225
---	----------

Meter Deposits Refunded During the Test Year:	\$2,475
---	---------

List all bonds, notes, loans, and other types of indebtedness in which the proceeds were used in the provision of public utility service. Indebtedness incurred for personal uses by the owner of the utility should not be listed. Input 0 or none if there is nothing to report for that cell.

Well and Water Usage											
Name of the System:		AGUILA WATER SERVICES, INC.									
ADEQ Public Water System Number:		AZ04-07003									
ADWR PCC Number:		91-000181									
Well registry 55# (55-XXXXXX):	Pump Horsepower	Pump Yield (gpm)	Casing Depth (feet)	Casing Diameter (inches)	Pump Motor Type **	Year Drilled	Water level 2011	Water level 2021	Meter Size (inches)	How measured:	Active
55-627951	50	220	930	12	SUBMERSIBLE	1969	0	0	4	METER	YES
55-592364	50	250	920	10	SUBMERSIBLE	2002	0	0	6	METER	YES
0	0	0	0	0	0	0	0	0	0	0	0
0	0	0	0	0	0	0	0	0	0	0	0
0	0	0	0	0	0	0	0	0	0	0	0
0	0	0	0	0	0	0	0	0	0	0	0
0	0	0	0	0	0	0	0	0	0	0	0
0	0	0	0	0	0	0	0	0	0	0	0
0	0	0	0	0	0	0	0	0	0	0	0
0	0	0	0	0	0	0	0	0	0	0	0
0	0	0	0	0	0	0	0	0	0	0	0
0	0	0	0	0	0	0	0	0	0	0	0
0	0	0	0	0	0	0	0	0	0	0	0
0	0	0	0	0	0	0	0	0	0	0	0
0	0	0	0	0	0	0	0	0	0	0	0
0	0	0	0	0	0	0	0	0	0	0	0
0	0	0	0	0	0	0	0	0	0	0	0
0	0	0	0	0	0	0	0	0	0	0	0
0	0	0	0	0	0	0	0	0	0	0	0
0	0	0	0	0	0	0	0	0	0	0	0
0	0	0	0	0	0	0	0	0	0	0	0
0	0	0	0	0	0	0	0	0	0	0	0

Name of system water delivered to: N/A
ADWR PCC Number: N/A
Source of water delivered to another system: N/A

Name of system water received from: N/A
ADWR PCC Number: N/A
Source of water received: N/A
Well registry 55# (55-XXXXXX): N/A

Month	Water withdrawn (gallons) ¹	Water sold (gallons) ²	Water delivered (sold) to other systems (gallons) ³	Water received (purchased) from other systems (gallons) ⁴	Estimated authorized use (gallons) ⁵	Purchased Power Expense ⁶	Purchased Power (kWh) ⁷
January	2,535,700.00	2,414,452.00	0.00	0.00	0.00	\$1,542	\$12,916
February	2,381,200.00	2,291,936.00	0.00	0.00	0.00	1,428	11,830
March	3,058,300.00	2,969,435.00	0.00	0.00	0.00	1,750	15,186
April	3,551,500.00	3,323,206.00	0.00	0.00	0.00	1,862	16,185
May	4,023,600.00	3,764,993.00	0.00	0.00	0.00	2,011	17,978
June	4,695,200.00	4,574,684.00	0.00	0.00	0.00	2,469	24,427
July	4,031,400.00	3,969,176.00	0.00	0.00	0.00	2,271	21,704
August	3,696,000.00	3,518,349.00	0.00	0.00	0.00	2,043	18,353
September	3,771,400.00	3,648,971.00	0.00	0.00	0.00	2,173	20,075
October	3,101,800.00	3,003,067.00	0.00	0.00	0.00	1,782	14,927
November	3,037,700.00	2,903,029.00	0.00	0.00	0.00	1,954	16,230
December	2,423,400.00	2,199,344.00	0.00	0.00	0.00	1,706	13,824
Totals	40,307,200.00	38,580,642.00	0.00	0.00	0.00	\$22,992	203,635

If applicable, in the space below please provide a description for all un-metered water use along with amounts:
N/A

¹ Water withdrawn - Total gallons of water withdrawn from pumped sources.
² Water sold - Total gallons from customer meters, and other sales such as construction water.
³ Water delivered (sold) to other systems - Total gallons of water delivered to other systems.
⁴ Water received (purchased) from other systems - Total gallons of water purchased/received from other systems.
⁵ Estimated authorized use - Total estimated gallons from authorized metered or unmetered use. Authorized uses such as flushing (mains, services and hydrants) draining/cleaning tanks, process, construction, fire fighting, etc. Non-authorized use (real losses) are service line breaks and leaks, water main breaks, meter inaccuracies and theft.
⁶ Enter the total purchased power costs for the power meters associated with this system.
⁷ Enter the total purchased kWh used by the power meters associated with this system.

Water Utility Plant Description	
Name of the System:	AGUILA WATER SERVICES, INC.
ADEQ Public Water System Number:	AZ04-07003
ADWR PCC Number:	91-000181

MAINS		
Sizes (inches)	Material	Length (feet)
2.00	PVC	29,405
3.00	PVC	4,147
4.00	PVC	18,044
6.00	PVC	26,355
3.00	AC	2,600
4.00	AC	2,250
6.00	AC	4,680
0.00	N/A	0
0.00	N/A	0
0.00	N/A	0
0.00	N/A	0
0.00	N/A	0
0.00	N/A	0
0.00	N/A	0
0.00	N/A	0
0.00	N/A	0

CUSTOMER METERS			
Size (inches)	Quantity	Percent over 1,000,000 gallons	Percent over 10 years old
5/8"X3/4"	220	0%	0%
1"	115	0%	0%
1 1/2"	2	0%	0%
2"	2	0%	0%
3"	1	0%	0%
STANDPIPE	2	0%	0%
N/A	0	0%	0%
N/A	0	0%	0%
N/A	0	0%	0%
N/A	0	0%	0%
N/A	0	0%	0%
N/A	0	0%	0%
N/A	0	0%	0%
N/A	0	0%	0%
N/A	0	0%	0%
N/A	0	0%	0%
N/A	0	0%	0%
N/A	0	0%	0%
N/A	0	0%	0%
N/A	0	0%	0%
N/A	0	0%	0%

SERVICE LINES			
Material	Percent of system	Year installed	
COPPER	65%	N/A	
POLY	35%	N/A	
N/A	0%	N/A	
N/A	0%	N/A	
N/A	0%	N/A	

BOOSTER PUMPS			
Horsepower	GPM	Quantity	
25	N/A	2	
5	N/A	2	
0	N/A	0	
0	N/A	0	

FIRE HYDRANTS	
Type	Quantity
Standard *	0
Other	0

STORAGE TANKS				
Capacity (gallons)	Material	Quantity	Year installed	
100,000	STEEL	1	N/A	
15,000	STEEL	1	N/A	
0	N/A	0	N/A	
0	N/A	0	N/A	
0	N/A	0	N/A	
0	N/A	0	N/A	

PRESSURE/BLADDER TANKS			
Capacity (gallons)	Material	Quantity	Year installed
5,000	STEEL	2	N/A
2,000	STEEL	1	N/A
0	N/A	0	N/A
0	N/A	0	N/A
0	N/A	0	N/A
0	N/A	0	N/A
0	N/A	0	N/A

* A standard fire hydrant has two 2.5 inch hose connection nozzles with 7.5 threads per inch, and one 4.5 inch pumper connection nozzle with 4 threads per inch.

Water Utility Plant Description (Continued)
--

For the following three items, list the utility owned assets in each category for each system.

TREATMENT EQUIPMENT:	N/A
-----------------------------	-----

STRUCTURES:	FRAME SHOP AND RECEIVING OFFICE AT PLANT SITE. STEEL SHADE OVER PUMPING EQUIPMENT AT PLANT SITE. CHAIN LINK FENCING AROUND PLANT SITE AND WELLS. CHAIN LINK FENCING AROUND BOOSTER STATION.
--------------------	---

OTHER:	N/A
---------------	-----

Provide a calculation used to determine the value of one water equivalent residential connection (ERC).

Use one of the following methods:

- (a) If actual flow data are available from the preceding 12 months, divide the total annual single family residence (SFR) gallons sold by the average number of single family residence customers for the same period and divide the result by
- (b) If no historical flow data are available, use:

$$ERC = (\text{Total SFR gallons sold (Omit 000)} / 365 \text{ days} / 350 \text{ gallons per day})$$

ERC	273
Method used:	a

Customer and Other Information	
Name of the System:	AGUILA WATER SERVICES, INC.
ADEQ Public Water System Number:	AZ04-07003
ADWR PCC Number:	91-000181

Month	Number of Customers				
	Single-Family	Multi-Family	Commercial	Turf/Irrigation	Other Non-Residential
January	298	3	37	0	3
February	299	3	37	0	3
March	299	3	36	0	3
April	299	3	34	0	3
May	300	3	31	0	3
June	302	3	30	0	3
July	302	3	30	0	3
August	303	3	33	0	3
September	303	3	32	0	3
October	306	3	31	0	3
November	309	3	37	0	3
December	309	3	33	0	3

If the system has fire hydrants, what is the fire flow requirements? GPM for hrs.

Does the system have chlorination treatment?

Does the Company have an ADWR Gallons Per Capita Per Day (GCPCPD) requirement?
 If yes, provide the GPCPD amount:

Is the Water Utility located in an ADWR Active Management Area (AMA)?
 If yes, which AMA?

What is the present system connection capacity (in ERCs *) using existing lines?

What is the future system connection capacity (in ERCs *) upon service area buildout?

Describe any plans and estimated completion dates for any enlargements or improvements of this system.

* an ERC is based on the calculation on the bottom of AR9 page 12.

AGUILA WATER SERVICES, INC.
 Annual Report
 Utility Shutoffs / Disconnects
 12/31/21

Utility Shutoffs / Disconnects	
Name of the System:	AGUILA WATER SERVICES, INC.
ADEQ Public Water System Number:	AZ04-07003
ADWR PCC Number:	91-000181

Month	Termination without Notice R14-2-410.B	Termination with Notice R14-2-410.C	Other
January	0	0	0
February	0	0	0
March	0	1	0
April	0	0	0
May	0	1	0
June	0	1	0
July	0	1	0
August	0	0	0
September	0	0	0
October	0	0	0
November	0	0	0
December	0	2	0
Total	0	6	0

Other (description):

N/A

Instructions: Fill out the Grey Cells with the relevant information. Input 0 or none if there is nothing recorded in that account or there is no applicable information to report.

AGUILA WATER SERVICES, INC.
Annual Report
Property Taxes
12/31/21

Property Taxes	
----------------	--

Amount of actual property taxes paid during Calendar Year 2021 was	
--	--

\$8,939

If no property taxes paid, explain why.

N/A

Instructions: Fill out the Grey Cells with the relevant information. Input 0 or none if there is nothing recorded in that account or there is no applicable information to report.

Verification and Sworn Statement (Taxes)

Verification: State of ARIZONA I, the undersigned of the
(state name)

County of (county name): MARICOPA
Name (owner or official) title: JAMAINE BERRY, PRESIDENT
Company name: AGUILA WATER SERVICES, INC.

DO SAY THAT THIS ANNUAL UTILITY PROPERTY TAX AND SALES TAX REPORT TO THE ARIZONA CORPORATION COMMISSION.

FOR THE YEAR ENDING: 12/31/21

HAS BEEN PREPARED UNDER MY DIRECTION, FROM THE ORIGINAL BOOKS, PAPERS AND RECORDS OF SAID UTILITY; THAT I HAVE CAREFULLY EXAMINED THE SAME, AND DECLARE THE SAME TO BE A COMPLETE AND CORRECT STATEMENT OF BUSINESS AND AFFAIRS OF SAID UTILITY FOR THE PERIOD COVERED BY THIS REPORT IN RESPECT TO EACH AND EVERY MATTER AND THING SET FORTH, TO THE BEST OF MY KNOWLEDGE, INFORMATION AND BELIEF.


Sworn Statement: I HERBY ATTEST THAT ALL PROPERTY TAXES FOR SAID COMPANY ARE CURRENT AND PAID IN FULL

N/A

Jamaine Berry
signature of owner/official
602-942-1352
telephone no.

SUBSCRIBED AND SWORN TO BEFORE ME A NOTARY PUBLIC
IN AND FOR THE COUNTY Maricopa
THIS 28th DAY OF 4-22
(month) and (year)

MY COMMISSION EXPIRES 4-16-23
(date)



Jackie A. Ellis
(signature of notary public)

Verification and Sworn Statement

Verification:

State of ARIZONA I, the undersigned of the
(state name)
County of (county name): MARICOPA
Name (owner or official) title: JAMAINE BERRY, PRESIDENT
Company name: AGUILA WATER SERVICES, INC.

DO SAY THAT THIS ANNUAL UTILITY PROPERTY TAX AND SALES TAX REPORT TO THE ARIZONA CORPORATION COMMISSION.

FOR THE YEAR ENDING: 12/31/21

HAS BEEN PREPARED UNDER MY DIRECTION, FROM THE ORIGINAL BOOKS, PAPERS AND RECORDS OF SAID UTILITY; THAT I HAVE CAREFULLY EXAMINED THE SAME, AND DECLARE THE SAME TO BE A COMPLETE AND CORRECT STATEMENT OF BUSINESS AND AFFAIRS OF SAID UTILITY FOR THE PERIOD COVERED BY THIS REPORT IN RESPECT TO EACH AND EVERY MATTER AND THING SET FORTH, TO THE BEST OF MY KNOWLEDGE, INFORMATION AND BELIEF.

Sworn Statement: IN ACCORDANCE WITH THE REQUIREMENTS OF TITLE 40, ARTICLE 8, SECTION 40-401, ARIZONA REVISED STATUTES, IT IS HEREIN REPORTED THAT THE GROSS OPERATING REVENUE OF SAID UTILITY DERIVED FROM ARIZONA INTRASTATE UTILITY OPERATIONS DURING THE CALENDAR YEAR WAS:

Arizona Intrastate Gross Operating Revenues Only (\$)
\$279,583
(The amount in the box above includes
\$15,199 in sales taxes
billed or collected)

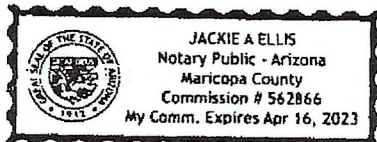
Jamaine Berry
signature of owner/official

602-942-1352
telephone no.

SUBSCRIBED AND SWORN TO BEFORE ME A NOTARY PUBLIC
IN AND FOR THE COUNTY

THIS 28th DAY OF MARICOPA
(month) and (year) 4-22

MY COMMISSION EXPIRES 4-16-23
(date)



Jackie A. Ellis
(signature of notary public)

AGUILA WATER SERVICES, INC.
Annual Report
Verification and Sworn Statement (Residential Revenue)
12/31/21

Verification and Sworn Statement (Residential Revenue)

Verification:

State of ARIZONA I, the undersigned of the
(state name)

County of (county name): MARICOPA
Name (owner or official) title: JAMAINE BERRY, PRESIDENT
Company name: AGUILA WATER SERVICES, INC.

DO SAY THAT THIS ANNUAL UTILITY PROPERTY TAX AND SALES TAX REPORT TO THE ARIZONA CORPORATION COMMISSION.

FOR THE YEAR ENDING: 12/31/21

HAS BEEN PREPARED UNDER MY DIRECTION, FROM THE ORIGINAL BOOKS, PAPERS AND RECORDS OF SAID UTILITY; THAT I HAVE CAREFULLY EXAMINED THE SAME, AND DECLARE THE SAME TO BE A COMPLETE AND CORRECT STATEMENT OF BUSINESS AND AFFAIRS OF SAID UTILITY FOR THE PERIOD COVERED BY THIS REPORT IN RESPECT TO EACH AND EVERY MATTER AND THING SET FORTH, TO THE BEST OF MY KNOWLEDGE, INFORMATION AND BELIEF.

Sworn Statement: IN ACCORDANCE WITH THE REQUIREMENTS OF TITLE 40, ARTICLE 8, SECTION 40-401, ARIZONA REVISED STATUTES, IT IS HEREIN REPORTED THAT THE GROSS OPERATING REVENUE OF SAID UTILITY DERIVED FROM ARIZONA INTRASTATE UTILITY OPERATIONS RECEIVED FROM RESIDENTIAL CUSTOMERS DURING THE CALENDAR YEAR WAS:

Arizona Intrastate Gross Operating Revenues Only (\$)

\$227,775

(The amount in the box above includes

\$13,499 in sales taxes
billed or collected)

Jamaine Berry
signature of owner/official

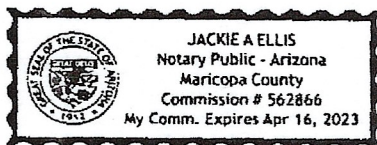
602-942-1352

telephone no.

SUBSCRIBED AND SWORN TO BEFORE ME A NOTARY PUBLIC
IN AND FOR THE COUNTY Maricopa
(county name)

THIS 28th DAY OF 4-22
(month) and (year)

MY COMMISSION EXPIRES 4-16-23
(date)



Jackie A. Ellis
(signature of notary public)

for Income Tax Statement of Certification

Verification:

State of ARIZONA I, the undersigned of the
(state name)

County of (county name): MARICOPA
Name (owner or official) title: JAMAINE BERRY, PRESIDENT
Company name: AGUILA WATER SERVICES, INC.

FOR THE YEAR ENDING: 12/31/21

Sworn Statement:

IN ACCORDANCE WITH THE REQUIREMENTS OF DECISION NO. 77084, BECAUSE THE UTILITY REQUIRES THE GROSS UP OF ADVANCES AND CONTRIBUTIONS, I HEREBY STATE THAT THE UTILITY A NET INCREASE IN CURRENT INCOME TAX EXPENSE OR A DECREASE IN DEFERRED TAX ASSET FOR A CARRY FORWARD ACCORDING TO GAAP IN AN AMOUNT EQUAL TO OR GREATER THAN THE AMOUNT OF THE REQUIRED GROSS UP PAID BY DEVELOPERS IN THE PERIOD COVERED BY THIS ANNUAL REPORT.

Jamaine Berry
signature of owner/official

602-942-1352
telephone no.

SUBSCRIBED AND SWORN TO BEFORE ME A NOTARY PUBLIC
IN AND FOR THE COUNTY

Maricopa
(county name)

THIS 28th DAY OF 4-22
(month) and (year)

MY COMMISSION EXPIRES 4-16-23
(date)

Jackie A. Ellis
(signature of notary public)

