

RECEIVED  
UTILITIES DIVISION

2021 APR 15 A 11:38

ARIZONA CORPORATION  
COMMISSION

**ANNUAL REPORT**

Of

Company Name:

ANTELOPE WATER COMPANY

Mailing Address:

Docket No.:

For the Year Ended: 12/31/20

**WATER UTILITY**

To

Arizona Corporation Commission

**Due on April 15th**

Email: Util-Compliance@azcc.gov, mail or deliver the completed Annual Report to:

Arizona Corporation Commission  
Compliance Section - Utilities Division  
1200 West Washington Street  
Phoenix, Arizona 85007

Application Type:

Original Filing

Application Date:

4/6/2021

ARIZONA CORPORATION COMMISSION  
WATER UTILITY ANNUAL REPORT

0

A Class  Utility

For the Calendar Year Ended: 12/31/20

Primary Address: PO BOX 843  
City: WELLTON State: AZ Zip Code: 85356

Telephone Number: (928) 785-4461

Date of Original Organization of Utility: 01/31/1972

Person to whom correspondence should be addressed concerning this report:

Name: TRISTAN WRIGHT  
Telephone No.: (928) 785-4461  
Address: 36391 ANTELOPE DRIVE  
City: WELLTON State: AZ Zip Code: 85356  
Email: wrightgrade@aol.com

Name: [Redacted]  
Telephone No.: [Redacted]  
Address: [Redacted]  
City: [Redacted] State: [Redacted] Zip Code: [Redacted]  
Email: [Redacted]

Name: [Redacted]  
Telephone No.: [Redacted]  
Address: [Redacted]  
City: [Redacted] State: [Redacted] Zip Code: [Redacted]  
Email: [Redacted]

Name: [Redacted]  
Telephone No.: [Redacted]  
Address: [Redacted]  
City: [Redacted] State: [Redacted] Zip Code: [Redacted]  
Email: [Redacted]

Name: [Redacted]  
Telephone No.: [Redacted]  
Address: [Redacted]  
City: [Redacted] State: [Redacted] Zip Code: [Redacted]  
Email: [Redacted]

Ownership: NON-PROFIT CORPORATION

Counties Served: YUMA

**Important changes during the year**

	For those companies not subject to the affiliated interest rules, has there been a change in ownership or direct control during the year?
	If yes, please provide specific details in the box below.
	N/A

	Has the company been notified by any other regulatory authorities during the year, that they are out of compliance?
	If yes, please provide specific details in the box below.
	N/A

0  
 Annual Report  
 Utility Plant in Service (Water)  
 12/31/20

Utility Plant in Service (Water)							
Account No.	Description	Beginning Year Original Cost	Current Year Additions	Current Year Retirements	Adjusted Original Cost	Accumulated Depreciation	O.C.I.D (OC less AD)
301	Organization	26,973			\$0	26,973	\$0
302	Franchises	1,000			0	0	0
303	Land and Land Rights	3,000			0	0	0
304	Structures and Improvements	37,509			0	37,509	0
305	Collecting & Improving Reservoirs				0		0
306	Lake, River, Canal Intakes				0		0
307	Wells and Springs				0		0
308	Infiltration Galleries				0		0
309	Supply Mains				0		0
310	Power Generation Equipment				0	18,337	0
311	Pumping Equipment	18,337			0		0
320	Water Treatment Equipment				0	6,350	0
320.1	Water Treatment Plants	6,350			0	45,699	0
320.2	Solution Chemical Feeders	45,699			0	20,248	0
320.3	Point-of-Use Treatment Devices	20,248			0		0
330	Distribution Reservoirs and Standpipes				0	40,299	0
330.1	Storage Tanks	40,299			0	1,000	0
330.2	Pressure Turks	1,000			0	19,523	0
331	Transmission and Distribution Mains	19,523			0	50,180	0
333	Services	50,180			0	5,265	0
334	Meters and Meter Installations	5,265			0	11,067	0
335	Hydrants	11,067			0	5,644	0
336	Backflow Prevention Devices	5,644			0	64,739	0
339	Other Plant and Misc. Equipment	64,739			0	118	0
340	Office Furniture and Equipment	118			0		0
340.1	Computer & Software				0		0
341	Transportation Equipment				0		0
342	Stores Equipment				0		0
343	Tools, Shop and Garage Equipment				0		0
344	Laboratory Equipment				0		0
345	Power Operated Equipment				0		0
346	Communication Equipment				0		0
347	Miscellaneous Equipment	659			0		0
348	Other Tangible Plant	659			0		0
	<b>Totals</b>	<b>357,610</b>	<b>\$0</b>	<b>\$0</b>	<b>\$0</b>	<b>357,610</b>	<b>0.00</b>

0  
 Annual Report  
 Depreciation Expense for the Current Year (Water)  
 12/31/20

Depreciation Expense for the Current Year (Water)									
Account No	Description	Beginning Year Original Cost	Current Year Additions	Current Year Retirements	Adjusted Original Cost	Fully Depreciated/Non-depreciable Plant	Depreciable Plant	Depreciation Percentages	Depreciation Expense
301	Organization	26,973	\$0	\$0	\$0		\$0	4%	\$0
302	Franchises	1,000	0	0	0		0		0
303	Land and Land Rights	3,000	0	0	0		0		0
304	Structures and Improvements	37,509	0	0	0		0	5%	0
305	Collecting & Improving Reservoirs		0	0	0		0		0
306	Lake, River, Canal Intakes		0	0	0		0		0
307	Wells and Springs		0	0	0		0		0
308	Infiltration Galleries		0	0	0		0		0
309	Supply Mains		0	0	0		0		0
310	Power Generation Equipment		0	0	0		0		0
311	Pumping Equipment	18,337	0	0	0		0	5%	0
320	Water Treatment Equipment		0	0	0		0		0
320.1	Water Treatment Plants	6,350	0	0	0		0		0
320.2	Solution Chemical Feeders	45,699	0	0	0		0	5%	0
320.3	Point-of-Use Treatment Devices	20,248	0	0	0		0		0
330	Distribution Reservoirs and Standpipes		0	0	0		0		0
330.1	Storage Tanks	40,299	0	0	0		0	5%	0
330.2	Pressure Tanks	1,000	0	0	0		0		0
331	Transmission and Distribution Mains	19,523	0	0	0		0		0
333	Services	50,180	0	0	0		0	5%	0
334	Meters and Meter Installations	5,285	0	0	0		0	1%	0
335	Hydrants	11,067	0	0	0		0	5%	0
336	Backflow Prevention Devices	5,644	0	0	0		0		0
339	Other Plant and Misc. Equipment	64,739	0	0	0		0	5%	0
340	Office Furniture and Equipment	118	0	0	0		0		0
340.1	Computer & Software		0	0	0		0		0
341	Transportation Equipment		0	0	0		0		0
342	Stores Equipment		0	0	0		0		0
343	Tools, Shop and Garage Equipment		0	0	0		0		0
344	Laboratory Equipment		0	0	0		0		0
345	Power Operated Equipment		0	0	0		0		0
346	Communication Equipment		0	0	0		0		0
347	Miscellaneous Equipment		0	0	0		0		0
348	Other Tangible Plant	659	0	0	0		0		0
	Subtotal	357,610	\$0	\$0	\$0	\$0	\$0	N/A	0.00 \$0

Contribution(s) in Aid of Construction (Gross) 0  
 Less: Non Amortizable Contribution(s) 0  
 Fully Amortizable Contribution(s) 0  
 Amortizable Contribution(s) 0  
 Times: Proposed Amortization Rate  
 Amortization of CIAC

0  
 0  
 0  
 0  
 \$0

Less: Amortization of CIAC 0  
 DEPRECIATION EXPENSE 0

0  
 Annual Report  
 Balance Sheet Assets  
 12/31/20

Balance Sheet Assets				
	Assets		Balance at Beginning of Year (2020)	Balance at End of Year (2020)
<b>Current and Accrued Assets</b>				
Account No.				
131	Cash		17,748	20,734
134	Working Funds			
135	Temporary Cash Investments		56,557	56,735
141	Customer Accounts Receivable		2,463	2,354
146	Notes Receivable from Associated Companies			
151	Plant Material and Supplies			
162	Prepayments			
174	Miscellaneous Current and Accrued Assets			
	<b>Total Current and Accrued Assets</b>		76,768	79,823
<b>Fixed Assets</b>				
Account No.				
101	Utility Plant in Service*		357,610	357,610
103	Property Held for Future Use			
105	Construction Work in Progress			
108	Accumulated Depreciation (enter as negative)*		(357,610)	(357,610)
121	Non-Utility Property			
122	Accumulated Depreciation - Non Utility			
	<b>Total Fixed Assets</b>		5,212	5,097
	<b>Total Assets</b>		81,980	84,920

\*Note these items feed automatically from AR3 UPIS Page 4

0  
 Annual Report  
 Balance Sheet Liabilities and Owners Equity

<b>Balance Sheet Liabilities and Owners Equity</b>			
	<b>Liabilities</b>	<b>Balance at Beginning of Year (2020)</b>	<b>Balance at End of Year (2020)</b>
	<b>Current Liabilities</b>		
Account No.			
231	Accounts Payable	1,198	1,198
232	Notes Payable (Current Portion)		
234	Notes Payable to Associated Companies		
235	Customer Deposits	545	545
236	Accrued Taxes	136	139
237	Accrued Interest		
242	Miscellaneous Current and Accrued Liabilities		
	<b>Total Current Liabilities</b>	<b>1,879</b>	<b>1,882</b>
	<b>Long Term Debt</b>		
224	Long Term Debt (Notes and Bonds)	35,103	33,656
	<b>Deferred Credits</b>		
251	Unamortized Premium on Debt		
252	Advances in Aid of Construction		
255	Accumulated Deferred Investment Tax Credits		
271	Contributions in Aid of Construction	287,103	287,103
272	Less: Amortization of Contributions		
281	Accumulated Deferred Income Tax		
	<b>Total Deferred Credits</b>	<b>287,103</b>	<b>287,103</b>
	<b>Total Liabilities</b>	<b>324,085</b>	<b>322,641</b>
	<b>Capital Accounts</b>		
201	Common Stock Issued		
211	Other Paid-In Capital		
215	Retained Earnings		
218	Proprietary Capital (Sole Props and Partnerships)		
	<b>Total Capital</b>	<b>(242,105)</b>	<b>(237,721)</b>
	<b>Total Liabilities and Capital</b>	<b>81,980</b>	<b>84,920</b>

**Note: Total liabilities and Capital must match total assets for the beginning and end of the year!**

0  
Annual Report  
Water Comparative Income Statement  
12/31/20

<b>Water Comparative Income Statement</b>			
Account No.	Calendar Year	Current Year 01/01/2020 - 12/31/2020	Last Year 01/01/2019 - 12/31/2019
	<b>Operating Revenue</b>		
461	Metered Water Revenue	35,893	30,487
460	Unmetered Water Revenue		
462	Fire Protection Revenue		
469	Guaranteed Revenues (Surcharges)		
471	Miscellaneous Service Revenues		
474	Other Water Revenue	(115)	(197)
	<b>Total Revenues</b>	<b>35,778</b>	<b>30,290</b>
	<b>Operating Expenses</b>		
601	Salaries and Wages		
604	Employee Pensions and Benefits		
610	Purchased Water	1,121	1,073
615	Purchased Power	4,142	4,473
618	Chemicals	2,851	3,246
620	Materials and Supplies		
620.1	Repairs and Maintenance	3,006	1,352
620.2	Office Supplies and Expense	958	595
630	Contractual Services	13,706	11,465
631	Contractual Services - Engineering		
632	Contractual Services - Accounting		
633	Contractual Services - Legal		
634	Contractual Services - Management Fees		
635	Contractual Services - Water Testing	925	760
636	Contractual Services - Other		
640	Rents	22	22
641	Rental of Building/Real Property		
642	Rental of Equipment		
650	Transportation Expenses		
657	Insurance - General Liability	1,086	1,145
657.1	Insurance - Health and Life		
665	Regulatory Commission Expense - Rate		
670	Bad Debt Expense		
675	Miscellaneous Expense	235	525
403	Depreciation Expense (From Schedule AR4)		
408	Taxes Other Than Income	250	337
408.11	Property Taxes	1,580	1,315
409	Income Taxes		
427.1	Customer Security Deposit Interest		
	<b>Total Operating Expenses</b>	<b>29,882</b>	<b>26,308</b>
	<b>Operating Income / (Loss)</b>	<b>5,896</b>	<b>3,982</b>
	<b>Other Income / (Expense)</b>		
419	Interest and Dividend Income	177	174
421	Non-Utility Income	20	17
426	Miscellaneous Non-Utility (Expense)	(25)	(37)
427	Interest (Expense)	(1,683)	(1,743)
	<b>Total Other Income / (Expense)</b>	<b>(1,511)</b>	<b>(1,589)</b>
	<b>Net Income / (Loss)</b>	<b>4,385</b>	<b>2,393</b>



0  
 Annual Report  
 Full time equivalent employees  
 12/31/20

Full time equivalent employees

	Direct Company	Allocated	Outside service	Total
President				0.0
Vice-president				0.0
Manager				0.0
Engineering Staff				0.0
System Operator(s)		N		0.0
Meter reader				0.0
Customer Service				0.0
Accounting		A		0.0
Business Office				0.0
Rates Department				0.0
Administrative Staff				0.0
Other				0.0
<b>Total</b>	0.0	0.0	0.0	0.0

Annual Report  
 Supplemental Financial Data (Long-Term Debt)  
 12/31/20

Supplemental Financial Data (Long-Term Debt)				
	Loan #1	Loan #2	Loan #3	Loan #4
Date Issued	03/28/1997			
Source of Loan	USDA			
ACC Decision No.	N/A			
Reason for Loan	UPGRADE FACILITY			
Dollar Amt. Issued	\$55,000			
Amount Outstanding	\$33,655.79			
Date of Maturity	03/28/2038			
Interest Rate	4.875			
Current Year Interest	1,679.36			
Current Year Principal	1,452.64			

Meter Deposit Balance at Test Year End:	545
---	-----

Meter Deposits Refunded During the Test Year:	0.00
---	------

*List all bonds, notes, loans, and other types of indebtedness in which the proceeds were used in the provision of public utility service. Indebtedness incurred for personal uses by the owner of the utility should not be listed. Input 0 or none if there is nothing to report for that cell.*



Water Utility Plant Description	
Name of the System:	10
ADEQ Public Water System Number:	14001
ADWR PCC Number:	

MAINS		
Sizes (inches)	Material	Length (feet)
2	PVC	1,500
3		
4		
5	TRANSITE	8,000
6		
8		
10		
12		

CUSTOMER METERS			
Size (inches)	Quantity	Percent over 1,000,000 gallons	Percent over 10 years old
5/5 X 3/4	64		

SERVICE LINES			
Material	Percent of system	Year installed	
NONE			

BOOSTER PUMPS		
Horsepower	GPM	Quantity
15		2

FIRE HYDRANTS	
Type	Quantity
Standard *	NONE
Other	

STORAGE TANKS			
Capacity (gallons)	Material	Quantity	Year installed
41,400	1		

PRESSURE/BLADDER TANKS			
Capacity (gallons)	Material	Quantity	Year installed
2,500		1	
1,500		1	

\* A standard fire hydrant has two 2.5 inch hose connection nozzles with 7.5 threads per inch, and one 4.5 inch pumper connection nozzle with 4 threads per inch.

**Water Utility Plant Description (Continued)**

For the following three items, list the utility owned assets in each category for each system.

<b>TREATMENT EQUIPMENT:</b>	(1) GAS CHLORINATOR
<b>STRUCTURES:</b>	(1) SETTING BASIN & SHADE (1) FILTER BUILDING (1) CHLORINE BUILDING
<b>OTHER:</b>	ELECTRICAL CONTROLS & SHADE

**Provide a calculation used to determine the value of one water equivalent residential connection (ERC).**

Use one of the following methods:

- (a) If actual flow data are available from the preceding 12 months, divide the total annual single family residence (SFR) gallons sold by the average number of single family residence customers for the same period and divide the result by 365
- (b) If no historical flow data are available, use:  
 $ERC = ( \text{Total SFR gallons sold (Omit 000)} / 365 \text{ days} / 350 \text{ gallons per day} )$

ERC   
 Method used:

Customer and Other Information	
Name of the System:	0
ADEQ Public Water System Number:	14001
ADWR PCC Number:	

Month	Number of Customers				Other Non-Residential
	Single-Family	Multi-Family	Commercial	Turf/Irrigation	
January	62				
February	62				
March	62				
April	62				
May	62				
June	62				
July	62				
August	63				
September	62				
October	62				
November	63				
December	62				

If the system has fire hydrants, what is the fire flow requirements?  GPM for  hrs.

Does the system have chlorination treatment?

Does the Company have an ADWR Gallons Per Capita Per Day (GCPCPD) requirement?   
 If yes, provide the GCPCPD amount:

Is the Water Utility located in an ADWR Active Management Area (AMA)?   
 If yes, which AMA?

What is the present system connection capacity (in ERCs \*) using existing lines?

What is the future system connection capacity (in ERCs \*) upon service area buildout?

Describe any plans and estimated completion dates for any enlargements or improvements of this system.

\* an ERC is based on the calculation on the bottom of AR9 page 12.

0

Annual Report  
Utility Shutoffs / Disconnects  
12/31/20

Utility Shutoffs / Disconnects	
Name of the System:	0
ADEQ Public Water System Number:	14001
ADWR PCC Number:	

Month	Termination without Notice R14-2-410.B	Termination with Notice R14-2-410.C	Other
January	N/A		
February			
March			
April			
May			
June			
July			
August			
September			
October			
November			
December			
Total	0	0	0

Other (description):

--

Instructions: Fill out the Grey Cells with the relevant information. Input 0 or none if there is nothing recorded in that account or there is no applicable information to report.

0

Annual Report  
Property Taxes  
12/31/20

**Property Taxes**

Amount of actual property taxes paid during Calendar Year 2020 was \$1,580.10

If no property taxes paid, explain why.

**Instructions:** Fill out the Grey Cells with the relevant information. Input 0 or none if there is nothing recorded in that account or there is no applicable information to report.



**Verification and Sworn Statement (Taxes)**

Verification: State of ARIZONA I, the undersigned of the  
(state name)

County of (county name): YUMA  
Name (owner or official) title: DOROTHY BERNER, SECRETARY/TREASURER  
Company name: ANTELOPE WATER COMPANY

DO SAY THAT THIS ANNUAL UTILITY PROPERTY TAX AND SALES TAX REPORT TO THE ARIZONA CORPORATION COMMISSION.

FOR THE YEAR ENDING: 12/31/20

HAS BEEN PREPARED UNDER MY DIRECTION, FROM THE ORIGINAL BOOKS, PAPERS AND RECORDS OF SAID UTILITY; THAT I HAVE CAREFULLY EXAMINED THE SAME, AND DECLARE THE SAME TO BE A COMPLETE AND CORRECT STATEMENT OF BUSINESS AND AFFAIRS OF SAID UTILITY FOR THE PERIOD COVERED BY THIS REPORT IN RESPECT TO EACH AND EVERY MATTER AND THING SET FORTH, TO THE BEST OF MY KNOWLEDGE, INFORMATION AND BELIEF.

Sworn Statement: THEREBY ATTEST THAT ALL PROPERTY TAXES FOR SAID COMPANY ARE CURRENT AND PAID IN FULL.

THEREBY ATTEST THAT ALL SALES TAXS FOR SAID COMPANY ARE CURRENT AND PAID IN FULL.


RECEIVED  
UTILITIES DIVISION  
2021 APR 15 A 11:39  
ARIZONA CORPORATION  
COMMISSION

Dorothy Berner, Secretary  
Signature of owner/official

928-920-8645  
telephone no.

SUBSCRIBED AND SWORN TO BEFORE ME A NOTARY PUBLIC  
IN AND FOR THE COUNTY

THIS 14TH DAY OF YUMA  
APRIL 2021  
(month) and (year)



APRIL 24, 2021  
(date)  
Deborah E. Vaughan  
(signature of notary public)

**Verification and Sworn Statement**

**Verification:**

State of ARIZONA I, the undersigned of the  
(state name)  
County of (county name): YUMA  
Name (owner or official) title: DOROTHY BERNER - SECRETARY/TREASURER  
Company name: ANTELOPE WATER COMPANY

DO SAY THAT THIS ANNUAL UTILITY PROPERTY TAX AND SALES TAX REPORT TO THE ARIZONA CORPORATION COMMISSION.

FOR THE YEAR ENDING: 12/31/20

HAS BEEN PREPARED UNDER MY DIRECTION, FROM THE ORIGINAL BOOKS, PAPERS AND RECORDS OF SAID UTILITY; THAT I HAVE CAREFULLY EXAMINED THE SAME, AND DECLARE THE SAME TO BE A COMPLETE AND CORRECT STATEMENT OF BUSINESS AND AFFAIRS OF SAID UTILITY FOR THE PERIOD COVERED BY THIS REPORT IN RESPECT TO EACH AND EVERY MATTER AND THING SET FORTH, TO THE BEST OF MY KNOWLEDGE, INFORMATION AND BELIEF.

**Sworn Statement:** IN ACCORDANCE WITH THE REQUIREMENTS OF TITLE 40, ARTICLE 8, SECTION 40-401, ARIZONA REVISED STATUTES, IT IS HEREIN REPORTED THAT THE GROSS OPERATING REVENUE OF SAID UTILITY DERIVED FROM ARIZONA INTRASTATE UTILITY OPERATIONS DURING THE CALENDAR YEAR WAS:

Arizona Intrastate Gross Operating Revenues Only (\$)

\$38,396

(The amount in the box above includes

\$2,503 in sales taxes billed or collected)

RECEIVED  
UTILITIES DIVISION  
2021 APR 15 A 11:39  
ARIZONA CORPORATION  
COMMISSION

Dorothy Berner, Secretary  
signature of owner/official

928-920-8645  
telephone no.

SUBSCRIBED AND SWORN TO BEFORE ME A NOTARY PUBLIC  
IN AND FOR THE COUNTY

THIS 14TH DAY OF YUMA APRIL 2021  
(county name) (month) and (year)

MY COMMISSION EXPIRES  
DEBORAH L VAUGHAN  
NOTARY PUBLIC - ARIZONA  
YUMA COUNTY  
COMMISSION # 581114  
MY COMMISSION EXPIRES  
APRIL 24, 2024



APRIL 24, 2024  
(date)

Deborah L. Vaughan  
(signature of notary public)

**Verification and Sworn Statement (Residential Revenue)**

**Verification:**

State of ARIZONA, the undersigned of the  
(state name)  
County of (county name): YUMA  
Name (owner or official) title: DOROTHY BERNER - SECRETARY/TREASURER  
Company name: LANTELOPE WATER COMPANY

DO SAY THAT THIS ANNUAL UTILITY PROPERTY TAX AND SALES TAX REPORT TO THE ARIZONA CORPORATION COMMISSION.

FOR THE YEAR ENDING: 12/31/20

HAS BEEN PREPARED UNDER MY DIRECTION, FROM THE ORIGINAL BOOKS, PAPERS AND RECORDS OF SAID UTILITY; THAT I HAVE CAREFULLY EXAMINED THE SAME, AND DECLARE THE SAME TO BE A COMPLETE AND CORRECT STATEMENT OF BUSINESS AND AFFAIRS OF SAID UTILITY FOR THE PERIOD COVERED BY THIS REPORT IN RESPECT TO EACH AND EVERY MATTER AND THING SET FORTH, TO THE BEST OF MY KNOWLEDGE, INFORMATION AND BELIEF.

**Sworn Statement:**

IN ACCORDANCE WITH THE REQUIREMENTS OF TITLE 40, ARTICLE 8, SECTION 40-401, ARIZONA REVISED STATUTES, IT IS HEREIN REPORTED THAT THE GROSS OPERATING REVENUE OF SAID UTILITY DERIVED FROM ARIZONA INTRASTATE UTILITY OPERATIONS RECEIVED FROM RESIDENTIAL CUSTOMERS DURING THE CALENDAR YEAR WAS:

Arizona Intrastate Gross Operating Revenues Only (\$)

\$38,396  
(The amount in the box above includes  
\$2,503 in sales taxes  
billed or collected)


RECEIVED  
UTILITIES DIVISION  
2021 APR 15 A 11:39  
ARIZONA CORPORATION  
COMMISSION

Dorothy Berner, Secretary  
signature of owner/official  
928-920-8645  
telephone no.

SUBSCRIBED AND SWORN TO BEFORE ME A NOTARY PUBLIC  
IN AND FOR THE COUNTY YUMA  
(county name)

THIS 14TH DAY OF APRIL 2021  
(month) and (year)

MY COMMISSION EXPIRES APRIL 24, 2024  
(date)



Deborah L. Vaughan  
(signature of notary public)

0  
Annual Report  
for Income Tax Statement of Certification  
12/31/20

**for Income Tax Statement of Certification**

**Verification:**

State of ARIZONA I, the undersigned of the  
(state name)

County of (county name): YUMA  
Name (owner or official) title: DOROTHY BERNER- SECRETARY/TREASURER  
Company name: ANTELOPE WATER COMPANY

FOR THE YEAR ENDING: 12/31/20

**Sworn Statement:**

IN ACCORDANCE WITH THE REQUIREMENTS OF DECISION NO. 77084, BECAUSE THE UTILITY REQUIRES THE GROSS UP OF ADVANCES AND CONTRIBUTIONS, I HEREBY STATE THAT THE UTILITY A NET INCREASE IN CURRENT INCOME TAX EXPENSE OR A DECREASE IN DEFERRED TAX ASSET FOR A CARRY FORWARD ACCORDING TO GAAP IN AN AMOUNT EQUAL TO OR GREATER THAN THE AMOUNT OF THE REQUIRED GROSS UP PAID BY DEVELOPERS IN THE PERIOD COVERED BY THIS ANNUAL REPORT.


RECEIVED  
UTILITIES DIVISION  
2021 APR 15 A 11:39  
ARIZONA CORPORATION  
COMMISSION

Dorothy Berner Secretary  
signature of owner/official  
928-920-8645  
telephone no.

SUBSCRIBED AND SWORN TO BEFORE ME A NOTARY PUBLIC  
IN AND FOR THE COUNTY YUMA  
(county name)

THIS 14TH DAY OF APRIL 2021  
(month) and (year)

MY COMMISSION EXPIRES APRIL 24, 2024  
(date)



Deborah L. Vaughan  
(signature of notary public)