

ANNUAL REPORT

Of

Company Name: **Anway Manville Water Company, L.L.C.**
PO Box 85160

Mailing Address: Tucson AZ
85754

Docket No.: W-03233A
For the Year Ended: 12/31/21

WATER UTILITY

To

Arizona Corporation Commission

Due on April 15th

Email: Util-Compliance@azcc.gov, mail or deliver the completed Annual Report to:

Arizona Corporation Commission
Compliance Section - Utilities Division
1200 West Washington Street
Phoenix, Arizona 85007

RECEIVED
UTILITIES DIVISION
2022 MAY -3 A 9:46
ARIZONA CORPORATION
COMMISSION

Application Type: **Original Filing**
Application Date: 4/18/2022

ARIZONA CORPORATION COMMISSION
WATER UTILITY ANNUAL REPORT
Anway Manville Water Company, L.L.C.
A Class Utility

For the Calendar Year Ended: 12/31/21

Primary Address:
City: State: Zip Code:

Telephone Number:

Date of Original Organization of Utility:

Person to whom correspondence should be addressed concerning this report:

Name:
Telephone No. :
Address:
City: State: Zip Code:
Email:

Name:
Telephone No. :
Address:
City: State: Zip Code:
Email:

Name:
Telephone No. :
Address:
City: State: Zip Code:
Email:

Name:
Telephone No. :
Address:
City: State: Zip Code:
Email:

Name:
Telephone No. :
Address:
City: State: Zip Code:
Email:

Ownership:

Counties Served:

ARIZONA CORPORATION COMMISSION
WATER UTILITY ANNUAL REPORT
Anway Manville Water Company, L.L.C.

Important changes during the year	
-----------------------------------	--

No	For those companies not subject to the affiliated interest rules, has there been a change in ownership or direct control during the year?
	If yes, please provide specific details in the box below.
	N/A

No	Has the company been notified by any other regulatory authorities during the year, that they are out of compliance?
	If yes, please provide specific details in the box below.
	N/A

Utility Plant in Service (Water)							
Account No	Description	Beginning Year Original Cost	Current Year Additions	Current Year Retirements	Adjusted Original Cost	Accumulated Depreciation	OCLD (OC less AD)
301	Organization	\$13,282			\$13,282		\$13,282
302	Franchises	0			0		0
303	Land and Land Rights	2,273			2,273		2,273
304	Structures and Improvements	6,191			6,191	3,459	2,732
305	Collecting & Improving Reservoirs				0		0
306	Lake, River, Canal Intakes				0		0
307	Wells and Springs	65,576			65,576	(2,121)	67,697
308	Infiltration Galleries				0		0
309	Supply Mains				0		0
310	Power Generation Equipment				0		0
311	Pumping Equipment	109,168			109,168	46,621	62,547
320	Water Treatment Equipment				0		0
320.1	Water Treatment Plants				0		0
320.2	Solution Chemical Feeders	5,206			5,206	2,272	2,934
320.3	Point-of-Use Treatment Devices				0		0
330	Distribution Reservoirs and Standpipes	38,327			38,327	25,259	13,068
330.1	Storage Tanks	149,171			149,171	77,227	71,944
330.2	Pressure Tanks				0		0
331	Transmission and Distribution Mains	412,829			412,829	252,095	160,734
333	Services	33,034			33,034	18,030	15,004
334	Meters and Meter Installations	30,695			30,695	9,029	21,666
335	Hydrants	5,403	12,095		17,498	3,016	14,482
336	Backflow Prevention Devices				0		0
339	Other Plant and Misc. Equipment				0		0
340	Office Furniture and Equipment				0		0
340.1	Computer & Software				0		0
341	Transportation Equipment				0		0
342	Stores Equipment				0		0
343	Tools, Shop and Garage Equipment				0		0
344	Laboratory Equipment				0		0
345	Power Operated Equipment				0		0
346	Communication Equipment				0		0
347	Miscellaneous Equipment				0		0
348	Other Tangible Plant	6,523			6,523	4,287	2,236
	Totals	\$877,678	\$12,095	\$0	\$889,773	\$439,174	\$450,599

Anway Manville Water Company, L.L.C.
 Annual Report
 Depreciation Expense for the Current Year (Water)
 12/31/21

Depreciation Expense for the Current Year (Water)									
Account No.	Description	Beginning Year Original Cost	Current Year Additions	Current Year Retirements	Adjusted Original Cost	Fully Depreciated/Non-depreciable Plant	Depreciable Plant	Depreciation Percentages	Depreciation Expense
301	Organization	\$13,282	\$0	\$0	\$13,282	\$13,282	\$0	0.00%	\$0
302	Franchises	0	0	0	0	0	0	0.00%	0
303	Land and Land Rights	2,273	0	0	2,273	2,273	0	0.00%	0
304	Structures and Improvements	6,191	0	0	6,191	0	6,191	3.00%	186
305	Collecting & Improving Reservoirs	0	0	0	0	0	0	0.00%	0
306	Lake, River, Canal Intakes	0	0	0	0	0	0	0.00%	0
307	Wells and Springs	65,576	0	0	65,576	0	65,576	3.00%	1,967
308	Infiltration Galleries	0	0	0	0	0	0	0.00%	0
309	Supply Mains	0	0	0	0	0	0	0.00%	0
310	Power Generation Equipment	0	0	0	0	0	0	0.00%	0
311	Pumping Equipment	109,168	0	0	109,168	0	109,168	3.00%	3,275
320	Water Treatment Equipment	0	0	0	0	0	0	0.00%	0
320.1	Water Treatment Plants	0	0	0	0	0	0	0.00%	0
320.2	Solution Chemical Feeders	5,206	0	0	5,206	0	5,206	3.00%	156
320.3	Point-of-Use Treatment Devices	0	0	0	0	0	0	0.00%	0
330	Distribution Reservoirs and Standpipes	38,327	0	0	38,327	0	38,327	3.00%	1,150
330.1	Storage Tanks	149,171	0	0	149,171	0	149,171	3.00%	4,475
330.2	Pressure Tanks	0	0	0	0	0	0	0.00%	0
331	Transmission and Distribution Mains	412,829	0	0	412,829	0	412,829	3.00%	12,385
333	Services	33,034	0	0	33,034	0	33,034	3.00%	991
334	Meters and Meter Installations	30,695	0	0	30,695	0	30,695	3.00%	921
325	Hydrants	5,403	12,085	0	17,498	0	17,498	3.00%	344
326	Backflow Prevention Devices	0	0	0	0	0	0	0.00%	0
339	Other Plant and Misc. Equipment	0	0	0	0	0	0	0.00%	0
340	Office Furniture and Equipment	0	0	0	0	0	0	0.00%	0
340.1	Computer & Software	0	0	0	0	0	0	0.00%	0
341	Transportation Equipment	0	0	0	0	0	0	0.00%	0
342	Stores Equipment	0	0	0	0	0	0	0.00%	0
343	Tools, Shop and Garage Equipment	0	0	0	0	0	0	0.00%	0
344	Laboratory Equipment	0	0	0	0	0	0	0.00%	0
345	Power Operated Equipment	0	0	0	0	0	0	0.00%	0
346	Communication Equipment	0	0	0	0	0	0	0.00%	0
347	Miscellaneous Equipment	0	0	0	0	0	0	0.00%	0
348	Other Tangible Plant	6,523	0	0	6,523	0	6,523	3.00%	196
	Subtotal	\$877,678	\$12,085	\$0	\$889,773	\$15,555	\$874,218		\$26,045

Contribution(s) in Aid of Construction (Gross) \$62,416
 Less: Non Amortizable Contribution(s) 0
 Fully Amortized Contribution(s) 0
 Amortizable Contribution(s) \$62,416
 Times: Proposed Amortization Rate 3.00%
 Amortization of CIAC \$1,872

Less: Amortization of CIAC \$1,872
DEPRECIATION EXPENSE \$24,173

Anway Manville Water Company, L.L.C.
 Annual Report
 Balance Sheet Assets
 12/31/21

Balance Sheet Assets				
	Assets		Balance at Beginning of Year (2021)	Balance at End of Year (2021)
Account No.	Current and Accrued Assets			
131	Cash		\$179,667	\$8,427
134	Working Funds		0	0
135	Temporary Cash Investments		0	0
141	Customer Accounts Receivable		2,076	2,345
146	Notes Receivable from Associated Companies		0	0
151	Plant Material and Supplies		0	0
162	Prepayments		133	0
174	Miscellaneous Current and Accrued Assets		0	0
	Total Current and Accrued Assets		\$181,876	\$10,772
Account No.	Fixed Assets			
101	Utility Plant in Service*		\$877,678	\$889,773
103	Property Held for Future Use		0	0
105	Construction Work in Progress		0	0
108	Accumulated Depreciation (enter as negative)*		(410,918)	(439,174)
121	Non-Utility Property		0	0
122	Accumulated Depreciation - Non Utility		0	0
	Total Fixed Assets		\$466,760	\$450,599
	Total Assets		\$648,636	\$461,371

*Note these items feed automatically from AR3 UPIS Page 4

Anway Manville Water Company, L.L.C.
Annual Report
Balance Sheet Liabilities and Owners Equity

Balance Sheet Liabilities and Owners Equity				
	Liabilities		Balance at Beginning of Year (2021)	Balance at End of Year (2021)
Account No.	Current Liabilities			
231	Accounts Payable		\$4,467	\$4,015
232	Notes Payable (Current Portion)		0	0
234	Notes Payable to Associated Companies		0	0
235	Customer Deposits		14,514	14,596
236	Accrued Taxes		765	745
237	Accrued Interest		0	0
242	Miscellaneous Current and Accrued Liabilities		2,617	500
	Total Current Liabilities		\$22,363	\$19,856
	Long Term Debt			
224	Long Term Debt (Notes and Bonds)		\$0	\$0
	Deferred Credits			
251	Unamortized Premium on Debt		\$0	\$0
252	Advances in Aid of Construction		166,358	158,773
255	Accumulated Deferred Investment Tax Credits		0	0
271	Contributions in Aid of Construction		62,416	62,416
272	Less: Amortization of Contributions		(19,426)	(21,298)
281	Accumulated Deferred Income Tax		0	0
	Total Deferred Credits		\$209,348	\$199,891
	Total Liabilities		\$231,711	\$219,747
	Capital Accounts			
201	Common Stock Issued		\$0	\$0
211	Other Paid-In Capital		0	0
215	Retained Earnings		102,856	143,844
218	Proprietary Capital (Sole Props and Partnerships)		314,069	97,779
	Total Capital		\$416,925	\$241,623
	Total Liabilities and Capital		\$648,636	\$461,370

Note: Total liabilities and Capital must match total assets for the beginning and end of the year!

Anway Manville Water Company, L.L.C.
Annual Report
Water Comparative Income Statement
12/31/21

Water Comparative Income Statement			
Account No.	Calendar Year	Current Year 01/01/2021 - 12/31/2021	Last Year 01/01/2020 - 12/31/2020
	Operating Revenue		
461	Metered Water Revenue	\$154,945	\$155,735
460	Unmetered Water Revenue	0	0
462	Fire Protection Revenue	0	0
469	Guaranteed Revenues (Surcharges)	0	0
471	Miscellaneous Service Revenues	0	0
474	Other Water Revenue	951	1,153
	Total Revenues	\$155,896	\$156,888
	Operating Expenses		
601	Salaries and Wages	\$0	\$0
604	Employee Pensions and Benefits	0	0
610	Purchased Water	0	0
615	Purchased Power	18,269	17,618
618	Chemicals	0	686
620	Materials and Supplies	2,731	27
620.1	Repairs and Maintenance	0	0
620.2	Office Supplies and Expense	6,209	3,862
630	Contractual Services	203	0
631	Contractual Services - Engineering	0	0
632	Contractual Services - Accounting	5,074	4,776
633	Contractual Services - Legal	0	0
634	Contractual Services - Management Fees	54,730	46,695
635	Contractual Services - Water Testing	1,082	993
636	Contractual Services - Other	0	1,019
640	Rents	0	0
641	Rental of Building/Real Property	0	0
642	Rental of Equipment	0	0
650	Transportation Expenses	1,737	1,922
657	Insurance - General Liability	2,564	2,389
657.1	Insurance - Health and Life	0	0
665	Regulatory Commission Expense - Rate	79	0
670	Bad Debt Expense	180	77
675	Miscellaneous Expense	1,110	1,203
403	Depreciation Expense (From Schedule AR4)	24,173	25,940
408	Taxes Other Than Income	0	0
408.11	Property Taxes	9,002	8,946
409	Income Taxes	0	0
427.1	Customer Security Deposit Interest	217	491
	Total Operating Expenses	\$127,360	\$116,644
	Operating Income / (Loss)	\$28,536	\$40,244
	Other Income / (Expense)		
419	Interest and Dividend Income	\$23,937	\$702
421	Non-Utility Income	104	105
426	Miscellaneous Non-Utility (Expense)	(2,213)	(19,354)
427	Interest (Expense)	0	0
	Total Other Income / (Expense)	\$21,828	(\$18,547)
	Net Income / (Loss)	\$50,364	\$21,697

Anway Manville Water Company, L.L.C.
Annual Report
Full time equivalent employees
12/31/21

Full time equivalent employees

	Direct Company	Allocated	Outside service	Total
President	0.0	0.0	0.0	0.0
Vice-president	0.0	0.0	0.0	0.0
Manager	0.0	0.0	0.0	0.0
Engineering Staff	0.0	0.0	0.0	0.0
System Operator(s)	0.0	0.0	0.0	0.0
Meter reader	0.0	0.0	0.0	0.0
Customer Service	0.0	0.0	0.0	0.0
Accounting	0.0	0.0	0.0	0.0
Business Office	0.0	0.0	0.0	0.0
Rates Department	0.0	0.0	0.0	0.0
Administrative Staff	0.0	0.0	0.0	0.0
Other	0.0	0.0	0.0	0.0
Total	0.0	0.0	0.0	0.0

Anway Manville Water Company, L.L.C.
 Annual Report
 Supplemental Financial Data (Long-Term Debt)
 12/31/21

Supplemental Financial Data (Long-Term Debt)				
	Loan #1	Loan #2	Loan #3	Loan #4
Date Issued	NA	NA	NA	NA
Source of Loan	0	0	0	0
ACC Decision No.	0	0	0	0
Reason for Loan	0	0	0	0
Dollar Amt. Issued	\$0	\$0	\$0	\$0
Amount Outstanding	\$0	\$0	\$0	\$0
Date of Maturity	NA	NA	NA	NA
Interest Rate	0.00%	0.00%	0.00%	0.00%
Current Year Interest	\$0	\$0	\$0	\$0
Current Year Principal	\$0	\$0	\$0	\$0

Meter Deposit Balance at Test Year End:	\$560
---	-------

Meter Deposits Refunded During the Test Year:	\$20
---	------

List all bonds, notes, loans, and other types of indebtedness in which the proceeds were used in the provision of public utility service. Indebtedness incurred for personal uses by the owner of the utility should not be listed. Input 0 or none if there is nothing to report for that cell.

Water Utility Plant Description (Continued)

For the following three items, list the utility owned assets in each category for each system.

TREATMENT EQUIPMENT:	2 chlorinators
-----------------------------	----------------

STRUCTURES:	800 feet of chain link fence, 8 x 30 foot building at well site 1
--------------------	---

OTHER:	N/A
---------------	-----

Provide a calculation used to determine the value of one water equivalent residential connection (ERC).

Use one of the following methods:

- (a) If actual flow data are available from the preceding 12 months, divide the total annual single family residence (SFR) gallons sold by the average number of single family residence customers for the same period and divide the result by
- (b) If no historical flow data are available, use:

$$ERC = (\text{Total SFR gallons sold (Omit 000)} / 365 \text{ days} / 350 \text{ gallons per day})$$

ERC	204
Method used:	(a)

Customer and Other Information	
Name of the System:	ANWAY-MANVILLE LLC
ADEO Public Water System Number:	AZ0410354
ADWR PCC Number:	91-000503.0000

Month	Number of Customers				
	Single-Family	Multi-Family	Commercial	Turf/Irrigation	Other Non-Residential
January	241	0	0	0	0
February	241	0	0	0	0
March	239	0	0	0	0
April	239	0	0	0	0
May	238	0	0	0	0
June	238	0	0	0	0
July	241	0	0	0	0
August	239	0	0	0	0
September	240	0	0	0	0
October	239	0	0	0	0
November	239	0	0	0	0
December	239	0	0	0	0

If the system has fire hydrants, what is the fire flow requirements? GPM for hrs

Does the system have chlorination treatment?

Does the Company have an ADWR Gallons Per Capita Per Day (GCPCPD) requirement?
 If yes, provide the GCPCPD amount:

Is the Water Utility located in an ADWR Active Management Area (AMA)?
 If yes, which AMA?

What is the present system connection capacity (in ERCs *) using existing lines?

What is the future system connection capacity (in ERCs *) upon service area buildout?

Describe any plans and estimated completion dates for any enlargements or improvements of this system.

NONE

* an ERC is based on the calculation on the bottom of AR9 page 12.

Anway Manville Water Company, L.L.C.
 Annual Report
 Utility Shutoffs / Disconnects
 12/31/21

Utility Shutoffs / Disconnects	
Name of the System:	ANWAY-MANVILLE LLC
ADEQ Public Water System Number:	AZ0410354
ADWR PCC Number:	91-000503.0000

Month	Termination without Notice R14-2-410.B	Termination with Notice R14-2-410.C	Other
January	0	0	0
February	0	0	0
March	0	0	0
April	0	0	0
May	0	0	0
June	0	0	0
July	0	0	0
August	0	0	0
September	0	0	0
October	0	0	0
November	0	0	0
December	0	0	0
Total	0	0	0

Other (description):

NA

Instructions: Fill out the Grey Cells with the relevant information. Input 0 or none if there is nothing recorded in that account or there is no applicable information to report.

Anway Manville Water Company, L.L.C.
Annual Report
Property Taxes
12/31/21

Property Taxes	
-----------------------	--

Amount of actual property taxes paid during Calendar Year 2021 was	\$9,002
--	---------

If no property taxes paid, explain why.

NA

Instructions: Fill out the Grey Cells with the relevant information. Input 0 or none if there is nothing recorded in that account or there is no applicable information to report.

Anway Manville Water Company, L.L.C.
Annual Report
Verification and Sworn Statement (Taxes)
12/31/21

Verification and Sworn Statement (Taxes)

Verification: State of Arizona, the undersigned of the
(state name)

County of (county name): Pima
Name (owner or official) title: Dorinda Chacon, Manager
Company name: Anway Manville Water Company, L.L.C.

DO SAY THAT THIS ANNUAL UTILITY PROPERTY TAX AND SALES TAX REPORT TO THE ARIZONA CORPORATION COMMISSION.

FOR THE YEAR ENDING: 12/31/21

HAS BEEN PREPARED UNDER MY DIRECTION, FROM THE ORIGINAL BOOKS, PAPERS AND RECORDS OF SAID UTILITY; THAT I HAVE CAREFULLY EXAMINED THE SAME, AND DECLARE THE SAME TO BE A COMPLETE AND CORRECT STATEMENT OF BUSINESS AND AFFAIRS OF SAID UTILITY FOR THE PERIOD COVERED BY THIS REPORT IN RESPECT TO EACH AND EVERY MATTER AND THING SET FORTH, TO THE BEST OF MY KNOWLEDGE, INFORMATION AND BELIEF.

Sworn Statement: I HEREBY ATTEST THAT ALL PROPERTY TAXES FOR SAID COMPANY ARE CURRENT AND PAID IN FULL.

I HEREBY ATTEST THAT ALL SALES TAXES FOR SAID COMPANY ARE CURRENT AND PAID IN FULL.

RECEIVED
UTILITIES DIVISION
2022 MAY -3 A 9:46
ARIZONA CORPORATION
COMMISSION

Dorinda Chacon
signature of owner/official

520-624-1460 x 110
telephone no.

SUBSCRIBED AND SWORN TO BEFORE ME A NOTARY PUBLIC
IN AND FOR THE COUNTY

THIS

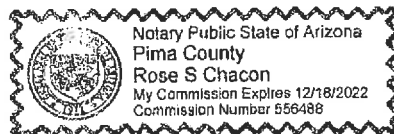
19th

DAY OF

Pima
(county name)
April
(month) and (year) 2022

MY COMMISSION EXPIRES

12/18/2022
(date)



Rose S Chacon
(signature of notary public)

Verification and Sworn Statement

Verification:

State of Arizona, the undersigned of the
 (state name)
 County of (county name): Pima
 Name (owner or official) title: Dorinda Chacon, Manager
 Company name: Anway Manville Water Company, L.L.C.

DO SAY THAT THIS ANNUAL UTILITY PROPERTY TAX AND SALES TAX REPORT TO THE ARIZONA CORPORATION COMMISSION:

FOR THE YEAR ENDING: 12/31/21

HAS BEEN PREPARED UNDER MY DIRECTION, FROM THE ORIGINAL BOOKS, PAPERS AND RECORDS OF SAID UTILITY; THAT I HAVE CAREFULLY EXAMINED THE SAME, AND DECLARE THE SAME TO BE A COMPLETE AND CORRECT STATEMENT OF BUSINESS AND AFFAIRS OF SAID UTILITY FOR THE PERIOD COVERED BY THIS REPORT IN RESPECT TO EACH AND EVERY MATTER AND THING SET FORTH, TO THE BEST OF MY KNOWLEDGE, INFORMATION AND BELIEF.

Sworn Statement: IN ACCORDANCE WITH THE REQUIREMENTS OF TITLE 40, ARTICLE 8, SECTION 40-401, ARIZONA REVISED STATUTES, IT IS HEREIN REPORTED THAT THE GROSS OPERATING REVENUE OF SAID UTILITY DERIVED FROM ARIZONA INTRASTATE UTILITY OPERATIONS DURING THE CALENDAR YEAR WAS:

RECEIVED
 UTILITIES DIVISION
 2022 MAY -3 A 9:46
 ARIZONA CORPORATION
 COMMISSION

Arizona Intrastate Gross Operating Revenues Only (\$)

\$165,613

(The amount in the box above includes

\$9,717 in sales taxes billed or collected)


Dorinda Chacon
 signature of owner/official

520-624-1460 x 110
 telephone no.

SUBSCRIBED AND SWORN TO BEFORE ME A NOTARY PUBLIC
 IN AND FOR THE COUNTY Pima

THIS 19th DAY OF April 2022
 (month) and (year)

MY COMMISSION EXPIRES 12/18/2022
 (date)



Rose S. Chacon
 (signature of notary public)

Verification and Sworn Statement (Residential Revenue)

Verification:

State of Arizona, the undersigned of the
(state name)

County of (county name): Pima

Name (owner or official) title: Dorinda Chacon, Manager

Company name: Anway Manville Water Company, L.L.C.

DO SAY THAT THIS ANNUAL UTILITY PROPERTY TAX AND SALES TAX REPORT TO THE ARIZONA CORPORATION COMMISSION:

FOR THE YEAR ENDING: 12/31/21

HAS BEEN PREPARED UNDER MY DIRECTION, FROM THE ORIGINAL BOOKS, PAPERS AND RECORDS OF SAID UTILITY; THAT I HAVE CAREFULLY EXAMINED THE SAME, AND DECLARE THE SAME TO BE A COMPLETE AND CORRECT STATEMENT OF BUSINESS AND AFFAIRS OF SAID UTILITY FOR THE PERIOD COVERED BY THIS REPORT IN RESPECT TO EACH AND EVERY MATTER AND THING SET FORTH, TO THE BEST OF MY KNOWLEDGE, INFORMATION AND BELIEF.

Sworn Statement: **IN ACCORDANCE WITH THE REQUIREMENTS OF TITLE 40, ARTICLE 8, SECTION 40-401, ARIZONA REVISED STATUTES, IT IS HEREIN REPORTED THAT THE GROSS OPERATING REVENUE OF SAID UTILITY DERIVED FROM ARIZONA INTRASTATE UTILITY OPERATIONS RECEIVED FROM RESIDENTIAL CUSTOMERS DURING THE CALENDAR YEAR WAS:**

Arizona Intrastate Gross Operating Revenues Only (\$)

\$165,613
 (The amount in the box above includes
\$9,717 in sales taxes
 billed or collected)

RECEIVED
 UTILITIES DIVISION
 2022 MAY -3 A 9:46
 ARIZONA CORPORATION
 COMMISSION


Dorinda Chacon
 signature of owner/official

520-624-1460 x 110
 telephone no.

SUBSCRIBED AND SWORN TO BEFORE ME A NOTARY PUBLIC
 IN AND FOR THE COUNTY Pima

THIS 10th DAY OF April 2022
(month) and (year)

MY COMMISSION EXPIRES 12/18/2022
(date)



Rose S. Chacon
 (signature of notary public)

Anway Manville Water Company, L.L.C.
Annual Report
Full Gross-up Method for Income Tax Statement of Certification
12/31/21

Full Gross-up Method for Income Tax Statement of Certification

Verification:

State of Arizona, the undersigned of the
(state name)

County of (county name): Pima
Name (owner or official) title: Dorinda Chacon, Manager
Company name: Anway Manville Water Company, L.L.C.

FOR THE YEAR ENDING: 12/31/21

Sworn Statement:

IN ACCORDANCE WITH THE REQUIREMENTS OF DECISION NO. 77084, BECAUSE THE UTILITY REQUIRES THE GROSS UP OF ADVANCES AND CONTRIBUTIONS, I HEREBY STATE THAT THE UTILITY HAS INCURRED OR IS EXPECTED TO INCUR A NET INCREASE IN CURRENT INCOME TAX EXPENSE OR A DECREASE IN DEFERRED TAX ASSET FOR A CARRY FORWARD ACCORDING TO GAAP IN AN AMOUNT EQUAL TO OR GREATER THAN THE AMOUNT OF THE REQUIRED GROSS UP PAID BY DEVELOPERS IN THE PERIOD COVERED BY THIS ANNUAL REPORT.

RECEIVED
UTILITIES DIVISION
2022 MAY -3 A 9:46
ARIZONA CORPORATION
COMMISSION

Dorinda Chacon
signature of owner/official

520-624-1460 x 110
telephone no.

SUBSCRIBED AND SWORN TO BEFORE ME A NOTARY PUBLIC
IN AND FOR THE COUNTY

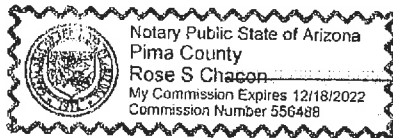
Pima
(county name)

THIS 12th

DAY OF April 2022
(month) and (year)

MY COMMISSION EXPIRES

12/18/2022
(date)



Rose S. Chacon
(signature of notary public)