

ANNUAL REPORT

[Table of Contents](#)

Of

Company Name: Arivaca Townsite Cooperative Water Company, Inc.
PO Box 398

Email address:
arivacawater@gmail.com

Mailing Address: Arivaca AZ
85601

Docket No.: W-01546A
For the Year Ended: 12/31/21

WATER UTILITY

To

Arizona Corporation Commission

Due on April 15th

Email: Util-Compliance@azcc.gov, mail or deliver the completed Annual Report to:

Arizona Corporation Commission
Compliance Section - Utilities Division
1200 West Washington Street
Phoenix, Arizona 85007

Application Type: Original Filing
Application Date: 3/19/2022

RECEIVED
UTILITIES DIVISION
2022 APR -5 A 11:37
ARIZONA CORPORATION
COMMISSION

[Table of Contents](#)

For the Calendar Year Ended: 12/31/21

Primary Address: PO Box 398
City: Arivaca State: Arizona Zip Code: 85601

Telephone Number: 520-398-8195

Date of Original Organization of Utility: 10/21/1964

Person to whom correspondence should be addressed concerning this report:

Name: Patti Jent
Telephone No.: 520-398-8195
Address: PO Box 398
City: Arivaca State: Arizona Zip Code: 85601
Email: arivacawater@gmail.com

On-Site Manager
Name: Patti Jent
Telephone No.: 520-398-8195
Address: PO Box 398
City: Arivaca State: Arizona Zip Code: 85601
Email: arivacawater@gmail.com

On-Site Manager
Name: Patti Jent
Telephone No.: 520-398-8195
Address: PO Box 398
City: Arivaca State: Arizona Zip Code: 85601
Email: arivacawater@gmail.com

On-Site Manager
Name: Patti Jent
Telephone No.: 520-398-8195
Address: PO Box 398
City: Arivaca State: Arizona Zip Code: 85601
Email: arivacawater@gmail.com

On-Site Manager
Name: Patti Jent
Telephone No.: 520-398-8195
Address: PO Box 398
City: Arivaca State: Arizona Zip Code: 85601
Email: arivacawater@gmail.com

Ownership: Association--Cooperative

Counties Served: Pima

Important changes during the year

| | |
|-----|--|
| N/A | For those companies not subject to the affiliated interest rules, has there been a change in ownership or direct control during the year? If yes, please provide specific details in the box below. Not Applicable |
|-----|--|

| | |
|----|--|
| No | Has the company been notified by any other regulatory authorities during the year, that they are out of compliance? If yes, please provide specific details in the box below. Not Applicable |
|----|--|

[Table of Contents](#)

| Utility Plant in Service (Water) | | | | | | | |
|----------------------------------|--|------------------------------|------------------------|--------------------------|------------------------|--------------------------|-------------------|
| Account No. | Description | Beginning Year Original Cost | Current Year Additions | Current Year Retirements | Adjusted Original Cost | Accumulated Depreciation | OCLD (OC less AD) |
| 301 | Organization | \$800 | \$0 | \$0 | \$800 | \$0 | \$800 |
| 302 | Franchises | 0 | 0 | 0 | 0 | 0 | 0 |
| 303 | Land and Land Rights | 500 | 0 | 0 | 500 | 0 | 500 |
| 304 | Structures and Improvements | 48,397 | 0 | 0 | 48,397 | 8,296 | 40,101 |
| 305 | Collecting & Improving Reservoirs | 0 | 0 | 0 | 0 | 0 | 0 |
| 306 | Lake, River, Canal Intakes | 0 | 0 | 0 | 0 | 0 | 0 |
| 307 | Wells and Springs | 6,879 | 0 | 0 | 6,879 | 5,924 | 955 |
| 308 | Infiltration Galleries | 0 | 0 | 0 | 0 | 0 | 0 |
| 309 | Supply Mains | 0 | 0 | 0 | 0 | 0 | 0 |
| 310 | Power Generation Equipment | 0 | 0 | 0 | 0 | 0 | 0 |
| 311 | Pumping Equipment | 7,987 | 0 | 0 | 7,987 | 6,640 | 1,347 |
| 320 | Water Treatment Equipment | 0 | 0 | 0 | 0 | 0 | 0 |
| 320.1 | Water Treatment Plants | 250 | 0 | 0 | 250 | 250 | 0 |
| 320.2 | Solution Chemical Feeders | 0 | 0 | 0 | 0 | 0 | 0 |
| 320.3 | Point-of-Use Treatment Devices | 0 | 0 | 0 | 0 | 0 | 0 |
| 330 | Distribution Reservoirs and Standpipes | 0 | 0 | 0 | 0 | 0 | 0 |
| 330.1 | Storage Tanks | 134,710 | 0 | 0 | 134,710 | 19,097 | 115,613 |
| 330.2 | Pressure Tanks | 59,017 | 0 | 0 | 59,017 | 25,218 | 33,799 |
| 331 | Transmission and Distribution Mains | 204,182 | 0 | 0 | 204,182 | 38,242 | 165,940 |
| 333 | Services | 15,670 | 0 | 0 | 15,670 | 14,643 | 1,027 |
| 334 | Meters and Meter Installations | 3,655 | 0 | 0 | 3,655 | 2,545 | 1,110 |
| 335 | Hydrants | 1,863 | 0 | 0 | 1,863 | 348 | 1,515 |
| 336 | Backflow Prevention Devices | 0 | 0 | 0 | 0 | 0 | 0 |
| 339 | Other Plant and Misc. Equipment | 1,955 | 0 | 0 | 1,955 | 1,146 | 809 |
| 340 | Office Furniture and Equipment | 973 | 0 | 0 | 973 | 540 | 433 |
| 340.1 | Computer & Software | 328 | 0 | 0 | 328 | 235 | 93 |
| 341 | Transportation Equipment | 0 | 0 | 0 | 0 | 0 | 0 |
| 342 | Stores Equipment | 0 | 0 | 0 | 0 | 0 | 0 |
| 343 | Tools, Shop and Garage Equipment | 0 | 0 | 0 | 0 | 0 | 0 |
| 344 | Laboratory Equipment | 0 | 0 | 0 | 0 | 0 | 0 |
| 345 | Power Operated Equipment | 30,736 | 0 | 0 | 30,736 | 14,211 | 16,525 |
| 346 | Communication Equipment | 0 | 0 | 0 | 0 | 0 | 0 |
| 347 | Miscellaneous Equipment | 0 | 0 | 0 | 0 | 0 | 0 |
| 348 | Other Tangible Plant | 0 | 0 | 0 | 0 | 0 | 0 |
| | Totals | \$517,902 | \$0 | \$0 | \$517,902 | \$137,335 | \$380,567 |

Instructions: Fill out the Grey Cells with the relevant information. Input 0 or none if there is nothing recorded in that account or there is no applicable information to report.

Note: Due to differences in useful lives and associated depreciation rates, accounts 320 and 330 should not be used, instead the more detailed sub-accounts should be used. Contact Staff for any necessary assistance.

[Table of Contents](#)

| Depreciation Expense for the Current Year (Water) | | | | | | | | | |
|---|--|------------------------------|------------------------|--------------------------|------------------------|---|-------------------|--------------------------|----------------------|
| Account No. | Description | Beginning Year Original Cost | Current Year Additions | Current Year Retirements | Adjusted Original Cost | Fully Depreciated/Non-depreciable Plant | Depreciable Plant | Depreciation Percentages | Depreciation Expense |
| 301 | Organization | \$800 | \$0 | \$0 | \$800 | \$0 | \$800 | 0.00% | \$0 |
| 302 | Franchises | 0 | 0 | 0 | 0 | 0 | 0 | 0.00% | 0 |
| 303 | Land and Land Rights | 500 | 0 | 0 | 500 | 0 | 500 | 0.00% | 0 |
| 304 | Structures and Improvements | 48,397 | 0 | 0 | 48,397 | 6,915 | 41,482 | 3.33% | 1,381 |
| 305 | Collecting & Improving Reservoirs | 0 | 0 | 0 | 0 | 0 | 0 | 0.00% | 0 |
| 306 | Lake, River, Canal Intakes | 0 | 0 | 0 | 0 | 0 | 0 | 0.00% | 0 |
| 307 | Wells and Springs | 6,879 | 0 | 0 | 6,879 | 5,891 | 988 | 3.33% | 33 |
| 308 | Infiltration Galleries | 0 | 0 | 0 | 0 | 0 | 0 | 0.00% | 0 |
| 309 | Supply Mains | 0 | 0 | 0 | 0 | 0 | 0 | 0.00% | 0 |
| 310 | Power Generation Equipment | 0 | 0 | 0 | 0 | 0 | 0 | 0.00% | 0 |
| 311 | Pumping Equipment | 7,987 | 0 | 0 | 7,987 | 6,623 | 1,364 | 1.25% | 17 |
| 320 | Water Treatment Equipment | 0 | 0 | 0 | 0 | 0 | 0 | 0.00% | 0 |
| 320.1 | Water Treatment Plants | 250 | 0 | 0 | 250 | 250 | 0 | 0.00% | 0 |
| 320.2 | Solution Chemical Feeders | 0 | 0 | 0 | 0 | 0 | 0 | 0.00% | 0 |
| 320.3 | Point-of-Use Treatment Devices | 0 | 0 | 0 | 0 | 0 | 0 | 0.00% | 0 |
| 330 | Distribution Reservoirs and Standpipes | 0 | 0 | 0 | 0 | 0 | 0 | 0.00% | 0 |
| 330.1 | Storage Tanks | 134,710 | 0 | 0 | 134,710 | 16,472 | 118,238 | 2.22% | 2,625 |
| 330.2 | Pressure Tanks | 59,017 | 0 | 0 | 59,017 | 23,439 | 35,578 | 5.00% | 1,779 |
| 331 | Transmission and Distribution Mains | 204,182 | 0 | 0 | 204,182 | 34,855 | 169,327 | 2.00% | 3,387 |
| 333 | Services | 15,670 | 0 | 0 | 15,670 | 14,608 | 1,062 | 3.33% | 35 |
| 334 | Meters and Meter Installations | 3,655 | 0 | 0 | 3,655 | 2,444 | 1,211 | 8.33% | 101 |
| 335 | Hydrants | 1,863 | 0 | 0 | 1,863 | 317 | 1,546 | 2.00% | 31 |
| 336 | Backflow Prevention Devices | 0 | 0 | 0 | 0 | 0 | 0 | 0.00% | 0 |
| 339 | Other Plant and Misc. Equipment | 1,955 | 0 | 0 | 1,955 | 1,088 | 867 | 6.67% | 58 |
| 340 | Office Furniture and Equipment | 973 | 0 | 0 | 973 | 509 | 464 | 6.67% | 31 |
| 340.1 | Computer & Software | 328 | 0 | 0 | 328 | 212 | 116 | 20.00% | 23 |
| 341 | Transportation Equipment | 0 | 0 | 0 | 0 | 0 | 0 | 0.00% | 0 |
| 342 | Stores Equipment | 0 | 0 | 0 | 0 | 0 | 0 | 0.00% | 0 |
| 343 | Tools, Shop and Garage Equipment | 0 | 0 | 0 | 0 | 0 | 0 | 0.00% | 0 |
| 344 | Laboratory Equipment | 0 | 0 | 0 | 0 | 0 | 0 | 0.00% | 0 |
| 345 | Power Operated Equipment | 30,736 | 0 | 0 | 30,736 | 13,341 | 17,395 | 5.00% | 870 |
| 346 | Communication Equipment | 0 | 0 | 0 | 0 | 0 | 0 | 0.00% | 0 |
| 347 | Miscellaneous Equipment | 0 | 0 | 0 | 0 | 0 | 0 | 0.00% | 0 |
| 348 | Other Tangible Plant | 0 | 0 | 0 | 0 | 0 | 0 | 0.00% | 0 |
| | Subtotal | \$517,902 | \$0 | \$0 | \$517,902 | \$126,964 | \$390,938 | | \$10,371 |

0.02652725 Composite rate

Contribution(s) in Aid of Construction (Gross) \$0
 Less: Non Amortizable Contribution(s) 0
 Fully Amortized Contribution(s) 0
 Amortizable Contribution(s) \$0
 Times: Proposed Amortization Rate 2.65%
 Amortization of CIAC \$0

Less: Amortization of CIAC \$0

DEPRECIATION EXPENSE \$10,371

| Balance Sheet Assets | | | |
|-----------------------------------|---|-------------------------------------|-------------------------------|
| Account No. | Assets | Balance at Beginning of Year (2021) | Balance at End of Year (2021) |
| Current and Accrued Assets | | | |
| 131 | Cash | \$13,385 | \$27,132 |
| 134 | Working Funds | 0 | 0 |
| 135 | Temporary Cash Investments | 11,150 | 11,154 |
| 141 | Customer Accounts Receivable | 0 | 0 |
| 146 | Notes Receivable from Associated Companies | 0 | 0 |
| 151 | Plant Material and Supplies | 0 | 0 |
| 162 | Prepayments | 0 | 0 |
| 174 | Miscellaneous Current and Accrued Assets | 0 | 0 |
| | Total Current and Accrued Assets | \$24,535 | \$38,286 |
| Fixed Assets | | | |
| 101 | Utility Plant in Service* | \$517,902 | \$517,902 |
| 103 | Property Held for Future Use | 0 | 0 |
| 105 | Construction Work in Progress | 0 | 0 |
| 108 | Accumulated Depreciation (enter as negative)* | (126,991) | (137,335) |
| 121 | Non-Utility Property | 0 | 0 |
| 122 | Accumulated Depreciation - Non Utility | 0 | 0 |
| | Total Fixed Assets | \$390,911 | \$380,567 |
| | Total Assets | \$415,446 | \$418,853 |

Table of Contents

| Balance Sheet Liabilities and Owners Equity | | | |
|---|---|-------------------------------------|-------------------------------|
| Account No. | Liabilities | Balance at Beginning of Year (2021) | Balance at End of Year (2021) |
| Current Liabilities | | | |
| 231 | Accounts Payable | \$0 | \$0 |
| 232 | Notes Payable (Current Portion) | 0 | 0 |
| 234 | Notes Payable to Associated Companies | 0 | 0 |
| 235 | Customer Deposits | 568 | 899 |
| 236 | Accrued Taxes | 0 | 0 |
| 237 | Accrued Interest | 0 | 0 |
| 242 | Miscellaneous Current and Accrued Liabilities | 0 | 0 |
| | Total Current Liabilities | \$568 | \$899 |
| Long Term Debt | | | |
| 224 | Long Term Debt (Notes and Bonds) | \$0 | \$0 |
| Deferred Credits | | | |
| 251 | Unamortized Premium on Debt | \$0 | \$0 |
| 252 | Advances in Aid of Construction | 0 | 0 |
| 255 | Accumulated Deferred Investment Tax Credits | 0 | 0 |
| 271 | Contributions in Aid of Construction | 0 | 0 |
| 272 | Less: Amortization of Contributions | 0 | 0 |
| 281 | Accumulated Deferred Income Tax | 0 | 0 |
| | Total Deferred Credits | \$0 | \$0 |
| | Total Liabilities | \$568 | \$899 |
| Capital Accounts | | | |
| 201 | Common Stock Issued | \$0 | \$0 |
| 211 | Other Paid-in Capital | 0 | 0 |
| 215 | Retained Earnings | 414,878 | 417,954 |
| 218 | Proprietary Capital (Sole Props and Partnerships) | 0 | 0 |
| | Total Capital | \$418,478 | \$417,954 |
| | Total Liabilities and Capital | \$415,446 | \$418,853 |

*Note these items feed automatically from AR3 LIPIS Page 4

Note: Total Liabilities and Capital must match total assets for the beginning and end of the year!

Page 6
6
Variances \$0 \$0

Page 7
7

Instructions: Fill out the Grey Cells with the relevant information. Input 0 or none if there is nothing recorded in that account or there is no applicable information to report.

Instructions: Fill out the Grey Cells with the relevant information. Input 0 or none if there is nothing recorded in that account or there is no applicable information to report.

| Water Comparative Income Statement | | | |
|------------------------------------|--|---|--------------------------------------|
| Account No. | Calendar Year | Current Year 01/01/2021 - 12/31/2021 | Last Year 01/01/2020 - 12/31/2020 |
| Operating Revenue | | | |
| 461 | Metered Water Revenue | \$23,897 | \$28,270 |
| 460 | Unmetered Water Revenue | 0 | 0 |
| 462 | Fire Protection Revenue | 0 | 0 |
| 469 | Guaranteed Revenues (Surcharges) | 0 | 0 |
| 471 | Miscellaneous Service Revenues | 0 | 0 |
| 474 | Other Water Revenue | 0 | 0 |
| | Total Revenues | \$23,897 | \$28,270 |
| Operating Expenses | | | |
| 601 | Salaries and Wages | \$3,476 | \$5,074 |
| 604 | Employee Pensions and Benefits | 0 | 0 |
| 610 | Purchased Water | 0 | 0 |
| 615 | Purchased Power | 2,602 | 5,291 |
| 618 | Chemicals | 0 | 665 |
| 620 | Materials and Supplies | 0 | 0 |
| 620.1 | Repairs and Maintenance | 5,570 | 8,681 |
| 620.2 | Office Supplies and Expense | 658 | 1,518 |
| 630 | Contractual Services | 1,950 | 3,557 |
| 631 | Contractual Services - Engineering | 0 | 0 |
| 632 | Contractual Services - Accounting | 0 | 0 |
| 633 | Contractual Services - Legal | 0 | 0 |
| 634 | Contractual Services - Management Fees | 0 | 0 |
| 635 | Contractual Services - Water Testing | 0 | 0 |
| 636 | Contractual Services - Other | 0 | 0 |
| 640 | Rents | 0 | 0 |
| 641 | Rental of Building/Real Property | 0 | 0 |
| 642 | Rental of Equipment | 0 | 0 |
| 650 | Transportation Expenses | 0 | 0 |
| 657 | Insurance - General Liability | 1,958 | 1,797 |
| 657.1 | Insurance - Health and Life | 0 | 0 |
| 665 | Regulatory Commission Expense - Rate | 0 | 0 |
| 670 | Bad Debt Expense | 0 | 0 |
| 675 | Miscellaneous Expense | 0 | 0 |
| 403 | Depreciation Expense (From Schedule AR4) | 10,371 | 10,718 |
| 408 | Taxes Other Than Income | 2,961 | 3,178 |
| 408.11 | Property Taxes | 1,269 | 1,291 |
| 409 | Income Taxes | 0 | 0 |
| 427.1 | Customer Security Deposit Interest | 0 | 0 |
| | Total Operating Expenses | \$30,815 | \$41,770 |
| | Operating Income / (Loss) | (\$6,918) | (\$13,500) |
| Other Income / (Expense) | | | |
| | | | \$0 |
| 419 | Interest and Dividend Income | \$4 | \$1,536 |
| 421 | Non-Utility Income | 4,892 | 0 |
| 426 | Miscellaneous Non-Utility (Expense) | 0 | 0 |
| 427 | Interest (Expense) | 0 | 0 |
| | Total Other Income / (Expense) | \$4,896 | \$1,536 |
| | Net Income / (Loss) | (\$2,022) | (\$11,964) |

[Table of Contents](#)

| | |
|---|-----|
| Consider a rate case if and of the following conditions apply | |
| Operating Loss | Yes |
| Return on Equity | |
| Rate of Return | |
| Operating Margin | |
| DSC | |
| TIER | |

Eligible for the Short Form Rate Application? **Yes**

Note - These calculations are only intended to provide the Company with some indication that a rate case should be considered. They do not necessarily reflect the calculations that Staff would develop using more detailed information provided during the course of a rate case. In order to be eligible to use the Short Form Rate Application you must have less than \$250,000 in total revenues.

Instructions: Fill out the Grey Cells with the relevant information. Input 0 or none if there is nothing recorded in that account or there is no applicable information to report.

[Table of Contents](#)

| Supplemental Financial Data (Long-Term Debt) | | | | |
|--|---------|---------|---------|---------|
| | Loan #1 | Loan #2 | Loan #3 | Loan #4 |
| Date Issued | na | na | na | na |
| Source of Loan | na | na | na | na |
| ACC Decision No. | na | na | na | na |
| Reason for Loan | na | na | na | na |
| Dollar Amt. Issued | na | na | na | na |
| Amount Outstanding | na | na | na | na |
| Date of Maturity | na | na | na | na |
| Interest Rate | na | na | na | na |
| Current Year Interest | na | na | na | na |
| Current Year Principal | na | na | na | na |

| | |
|---|----|
| Meter Deposit Balance at Test Year End: | na |
|---|----|

| | |
|---|----|
| Meter Deposits Refunded During the Test Year: | na |
|---|----|

List all bonds, notes, loans, and other types of indebtedness in which the proceeds were used in the provision of public utility service. Indebtedness incurred for personal uses by the owner of the utility should not be listed. Input 0 or none if there is nothing to report for that cell.

Summary of System Improvement Surcharge

System Improvement Select the surcharge as approved by the ACC. If r

| Month | Surcharge Amount | Number of Customers | Total Billed | Total Collected | Total Deposited | Difference |
|--------------------|------------------|---------------------|--------------|-----------------|-----------------|------------|
| January | | | \$0.00 | | | \$0.00 |
| February | | | 0.00 | | | 0.00 |
| March | | | 0.00 | | | 0.00 |
| April | | | 0.00 | | | 0.00 |
| May | | | 0.00 | | | 0.00 |
| June | | | 0.00 | | | 0.00 |
| July | | | 0.00 | | | 0.00 |
| August | | | 0.00 | | | 0.00 |
| September | | | 0.00 | | | 0.00 |
| October | | | 0.00 | | | 0.00 |
| November | | | 0.00 | | | 0.00 |
| December | | | 0.00 | | | 0.00 |
| Total for the year | | | \$0.00 | \$0.00 | \$0.00 | \$0.00 |

Interest earned this year

Decision No. approving the mechanism

| Well and Water Usage | | | | | | | | | | | |
|--|-----------------|------------------|---------------------|--------------------------|--------------------|--------------|------------------|------------------|---------------------|---------------|--------|
| Name of the System: ARIVACA TOWNSITE COOP W.C. | | | | | | | | | | | |
| ADEQ Public Water System Number: AZ0410002 | | | | | | | | | | | |
| ADWR PCC Number: 91-000411.0000 | | | | | | | | | | | |
| Well registry #5# (55-XXXXXX): | | | | | | | | | | | |
| | Pump Horsepower | Pump Yield (gpm) | Casing Depth (feet) | Casing Diameter (inches) | Pump Motor Type ** | Year Drilled | Water level 2011 | Water level 2021 | Meter Size (inches) | How measured: | Active |
| 61679 | 7.5 | 120 | 120 | 12 | SUB | 1964 | 14 | 17 | 3 | Metered | Yes |
| 61680 | 7.5 | 120 | 80 | 8 | SUB | 1972 | 13 | 15 | 3 | Metered | Yes |
| 0 | 0 | 0 | 0 | 0 | 0 | 0 | na | na | 0 | N/A | N/A |
| 0 | 0 | 0 | 0 | 0 | 0 | 0 | na | na | 0 | N/A | N/A |
| 0 | 0 | 0 | 0 | 0 | 0 | 0 | na | na | 0 | N/A | N/A |
| 0 | 0 | 0 | 0 | 0 | 0 | 0 | na | na | 0 | N/A | N/A |
| 0 | 0 | 0 | 0 | 0 | 0 | 0 | na | na | 0 | N/A | N/A |
| 0 | 0 | 0 | 0 | 0 | 0 | 0 | na | na | 0 | N/A | N/A |
| 0 | 0 | 0 | 0 | 0 | 0 | 0 | na | na | 0 | N/A | N/A |
| 0 | 0 | 0 | 0 | 0 | 0 | 0 | na | na | 0 | N/A | N/A |
| 0 | 0 | 0 | 0 | 0 | 0 | 0 | na | na | 0 | N/A | N/A |
| 0 | 0 | 0 | 0 | 0 | 0 | 0 | na | na | 0 | N/A | N/A |
| 0 | 0 | 0 | 0 | 0 | 0 | 0 | na | na | 0 | N/A | N/A |
| 0 | 0 | 0 | 0 | 0 | 0 | 0 | na | na | 0 | N/A | N/A |
| 0 | 0 | 0 | 0 | 0 | 0 | 0 | na | na | 0 | N/A | N/A |
| 0 | 0 | 0 | 0 | 0 | 0 | 0 | na | na | 0 | N/A | N/A |
| 0 | 0 | 0 | 0 | 0 | 0 | 0 | na | na | 0 | N/A | N/A |
| 0 | 0 | 0 | 0 | 0 | 0 | 0 | na | na | 0 | N/A | N/A |
| 0 | 0 | 0 | 0 | 0 | 0 | 0 | na | na | 0 | N/A | N/A |
| 0 | 0 | 0 | 0 | 0 | 0 | 0 | na | na | 0 | N/A | N/A |
| 0 | 0 | 0 | 0 | 0 | 0 | 0 | na | na | 0 | N/A | N/A |

| | | |
|--|--|-----------------------|
| Name of system water received from: ARIVACA TOWNSITE COOP W.C. | | ARIVACA TO ARIVACA TO |
| ADWR PCC Number: 91-000411.0000 | | |
| Source of water received: Ground Water | | |
| Well registry #5# (55-XXXXXX): NA | | |
| Source of water delivered to another system: NA | | |

| Month | Water withdrawn (gallons) ¹ | Water sold (gallons) ² | Water delivered (sold) to other systems (gallons) ³ | Water received (purchased) from other systems (gallons) ⁴ | Estimated authorized use (gallons) ⁵ | Purchased Power Expense ⁶ | Purchased Power (kWh) ⁷ |
|---------------|--|-----------------------------------|--|--|---|--------------------------------------|------------------------------------|
| January | 371466 | 355790 | 0.00 | 0.00 | 0.00 | \$89 | 371 |
| February | 355420 | 317560 | 0.00 | 0.00 | 0.00 | 90 | 373 |
| March | 429070 | 420370 | 0.00 | 0.00 | 0.00 | 93 | 380 |
| April | 429070 | 423770 | 0.00 | 0.00 | 0.00 | 123 | 586 |
| May | 879030 | 842370 | 0.00 | 0.00 | 0.00 | 165 | 881 |
| June | 768720 | 705880 | 0.00 | 0.00 | 0.00 | 162 | 856 |
| July | 484170 | 463290 | 0.00 | 0.00 | 0.00 | 107 | 475 |
| August | 361350 | 367720 | 0.00 | 0.00 | 0.00 | 128 | 601 |
| September | 418370 | 410440 | 0.00 | 0.00 | 0.00 | 169 | 874 |
| October | 282080 | 352060 | 0.00 | 0.00 | 0.00 | 154 | 749 |
| November | 338450 | 430670 | 0.00 | 0.00 | 0.00 | 145 | 687 |
| December | 286120 | 276940 | 0.00 | 0.00 | 0.00 | 123 | 546 |
| Totals | 5483316 | 5369866 | 0.00 | 0.00 | 0.00 | \$1,548 | 7,379 |

If applicable, in the space below please provide a description for all un-metered water use along with amounts:
 Not Applicable

- 1 Water withdrawn - Total gallons of water withdrawn from pumped sources.
- 2 Water sold - Total gallons from customer meters, and other sales such as construction water.
- 3 Water delivered (sold) to other systems - Total gallons of water delivered to other systems.
- 4 Water received (purchased) from other systems - Total gallons of water purchased/received from other systems.
- 5 Estimated authorized use - Total estimated gallons from authorized metered or unmetered use. Authorized uses such as flushing (mains, services and hydrants) draining/cleaning tanks, process, construction, fire fighting, etc. Non-authorized use (real losses) are service line breaks and leaks, water main breaks, meter inaccuracies and theft.
- 6 Enter the total purchased power costs for the power meters associated with this system.
- 7 Enter the total purchased kWh used by the power meters associated with this system.

Instructions: Fill out the Grey Cells with the relevant information. Input 0 or none if there is nothing recorded in that account or there is no applicable information to report.

Note: If you are filing for more than one system, please provide a separate data sheet for each system.

| Water Utility Plant Description | |
|----------------------------------|-----------------------------|
| Name of the System: | ARJWACA TOWNSHIPS COOP W.C. |
| AJRW Public Water System Number: | 6201002 |
| AJRW PCC Number: | 91-000611 0000 |

[Table of Contents](#)

| Water Utility Plant Description (Continued) | |
|---|--|
|---|--|

For the following three items, list the utility owned assets in each category for each system.

| | |
|----------------------|---|
| TREATMENT EQUIPMENT: | Automatic Pallet Chlorinator at well site |
|----------------------|---|

| | |
|-------------|---|
| STRUCTURES: | 2 pump houses, 2 storage tanks, 1 office building |
|-------------|---|

| | |
|--------|-------------|
| OTHER: | 1 Converter |
|--------|-------------|

Provide a calculation used to determine the value of one water equivalent residential connection (ERC).

Use one of the following methods:

- (a) If actual flow data are available from the preceding 12 months, divide the total annual single family residence (SFR) gallons sold by the average number of single family residence customers for the same period and divide the result by 365 days.
- (b) If no historical flow data are available, use:
ERC = (Total SFR gallons sold (GmB 000) / 365 days / 150 gallons per day)

| | |
|--------------|--------|
| ERC | 14,712 |
| Method used: | (b) |

| MAINS | | | |
|---------------|---------------|---------------|--|
| Size (Inches) | Material | Length (Feet) | |
| 4.00 | Cast Iron/PVC | 3,800 | |
| 6.00 | Cast Iron/PVC | 4,000 | |
| 8.00 | NA | na | |
| 10.00 | NA | na | |
| 12.00 | NA | na | |
| 15.00 | NA | na | |
| 18.00 | NA | na | |
| 21.00 | NA | na | |
| 24.00 | NA | na | |
| 30.00 | NA | na | |
| 36.00 | NA | na | |
| 42.00 | NA | na | |
| 48.00 | NA | na | |

| CUSTOMER METERS | | | |
|-----------------|----------|--------------------------------|---------------------------|
| Size (Inches) | Quantity | Percent over 1,000,000 gallons | Percent over 10 years old |
| 3/8 X 1/2 | 111 | na | 97% |
| 1/2 | 4 | na | na |
| 3/4 | na | na | na |
| 1 | na | na | na |
| 1 1/2 | na | na | na |
| 2 | na | na | na |
| 2 1/2 | na | na | na |
| 3 | na | na | na |
| 3 1/2 | na | na | na |
| 4 | na | na | na |
| 4 1/2 | na | na | na |
| 5 | na | na | na |
| 5 1/2 | na | na | na |
| 6 | na | na | na |
| 6 1/2 | na | na | na |
| 7 | na | na | na |
| 7 1/2 | na | na | na |
| 8 | na | na | na |
| 8 1/2 | na | na | na |
| 9 | na | na | na |
| 9 1/2 | na | na | na |
| 10 | na | na | na |
| NA | NA | NA | NA |

| SERVICE LINES | | | |
|------------------|-------------------|----------------|--|
| Material | Percent of system | Year installed | |
| PVC | 50% | 1960 | |
| Galvanized steel | 50% | 1960 | |
| NA | NA | NA | |
| NA | NA | NA | |
| NA | NA | NA | |

| BOOSTER PUMPS | | | |
|---------------|-----|----------|--|
| Hydropower | GPM | Quantity | |
| 17mWHR | VFD | 2 | |
| na | na | na | |
| na | na | na | |

| FIRE HYDRANTS | |
|---------------|----------|
| Type | Quantity |
| Standard * | 3 |
| Other | NA |

| STORAGE TANKS | | | | |
|--------------------|----------|----------|----------------|--|
| Capacity (gallons) | Material | Quantity | Year installed | |
| 20,000 | Concrete | 1 | 2011 | |
| na | na | na | na | |
| na | na | na | na | |
| na | na | na | na | |
| na | na | na | na | |

| PRESSURE/BLADDER TANKS | | | |
|------------------------|----------|----------|----------------|
| Capacity (gallons) | Material | Quantity | Year installed |
| 2,000 | Steel | 1 | 2011 |
| na | na | na | na |
| na | na | na | na |
| na | na | na | na |
| na | na | na | na |

* A standard fire hydrant has two 2.5 inch hose connection nozzles with 7.5 threads per inch, and one 4.5 inch pumper connection nozzle with 4 threads per inch.

Instructions: Fill out the Gray Cells with the relevant information. Input 0 or none if there is nothing recorded in that account or there is no applicable information to report. Copy and paste this sheet as many times as is necessary.

Note: If you are filling for more than one system, please tick on the two systems below.

Instructions: Fill out the Gray Cells with the relevant information. Input 0 or none if there is nothing recorded in that account or there is no applicable information to report. Copy and paste this sheet as many times as is necessary.

| Customer and Other Information | |
|----------------------------------|----------------------------|
| Name of the System: | ARIVACA TOWNSITE COOP W.C. |
| ADEQ Public Water System Number: | AZ0410002 |
| ADWR PCC Number: | 91-000411.0000 |

[Table of Contents](#)

| Month | Number of Customers | | | | |
|-----------|---------------------|--------------|------------|-----------------|-----------------------|
| | Single-Family | Multi-Family | Commercial | Turf/Irrigation | Other Non-Residential |
| January | 98 | 0 | 17 | 0 | 0 |
| February | 100 | 0 | 17 | 0 | 0 |
| March | 100 | 0 | 17 | 0 | 0 |
| April | 100 | 0 | 17 | 0 | 0 |
| May | 101 | 0 | 17 | 0 | 0 |
| June | 101 | 0 | 17 | 0 | 0 |
| July | 101 | 0 | 17 | 0 | 0 |
| August | 101 | 0 | 17 | 0 | 0 |
| September | 101 | 0 | 17 | 0 | 0 |
| October | 102 | 0 | 17 | 0 | 0 |
| November | 101 | 0 | 17 | 0 | 0 |
| December | 101 | 0 | 17 | 0 | 0 |

If the system has fire hydrants, what is the fire flow requirements? GPM for hrs.

Does the system have chlorination treatment?

Does the Company have an ADWR Gallons Per Capita Per Day (GPCPD) requirement?
 If yes, provide the GPCPD amount:

Is the Water Utility located in an ADWR Active Management Area (AMA)?
 If yes, which AMA?

What is the present system connection capacity (in ERCs *) using existing lines?

What is the future system connection capacity (in ERCs *) upon service area buildout?

Describe any plans and estimated completion dates for any enlargements or improvements of this system.

Not applicable

* an ERC is based on the calculation on the bottom of AR9 page 12.

Instructions: Fill out the Grey Cells with the relevant information. Input 0 or none if there is nothing recorded in that account or there is no applicable information to report. Copy and paste this sheet as many times as is necessary.

Note: If you are filing for more than one system, please click on the two systems button below.

Arivaca Townsite Cooperative Water Company, Inc.
Annual Report
 Utility Shutoffs / Disconnects
 12/31/21

AR11
 Annual Report page 15

| Utility Shutoffs / Disconnects | |
|----------------------------------|----------------------------|
| Name of the System: | ARIVACA TOWNSITE COOP W.C. |
| ADEQ Public Water System Number: | AZ0410002 |
| ADWR PCC Number: | 91-000411.0000 |

| Month | Termination without Notice R14-2-410.B | Termination with Notice R14-2-410.C | Other |
|--------------|--|-------------------------------------|----------|
| January | 0 | 0 | 0 |
| February | 0 | 0 | 0 |
| March | 0 | 0 | 0 |
| April | 0 | 1 | 0 |
| May | 0 | 0 | 0 |
| June | 0 | 0 | 0 |
| July | 0 | 0 | 0 |
| August | 0 | 0 | 0 |
| September | 0 | 0 | 0 |
| October | 0 | 0 | 0 |
| November | 0 | 0 | 0 |
| December | 0 | 0 | 0 |
| Total | 0 | 1 | 0 |

Other (description):

Not Applicable

Instructions: Fill out the Grey Cells with the relevant information. Input 0 or none if there is nothing recorded in that account or there is no applicable information to report.

| Property Taxes | |
|--|---------|
| Amount of actual property taxes paid during Calendar Year 2021 was | \$1,269 |

| |
|---|
| If no property taxes paid, explain why. Not Applicable |
|---|

[Table of Contents](#)

Instructions: Fill out the Grey Cells with the relevant information. Input 0 or none if there is nothing recorded in that account or there is no applicable information to report.

RECEIVED
UTILITIES DIVISION

2022 APR -5 A 11: 38

Verification and Sworn Statement (Taxes)

ARIZONA CORPORATION
COMMISSION

[Table of Contents](#)

Verification: State of Arizona I, the undersigned of the
(state name)

County of (county name): Pima
Name (owner or official) title: Patti Jent/Treasurer/Manager
Company name: Arivaca Townsite Cooperative Water Company, Inc.

DO SAY THAT THIS ANNUAL UTILITY PROPERTY TAX AND SALES TAX REPORT TO THE ARIZONA CORPORATION COMMISSION.

FOR THE YEAR ENDING: 12/31/21

HAS BEEN PREPARED UNDER MY DIRECTION, FROM THE ORIGINAL BOOKS, PAPERS AND RECORDS OF SAID UTILITY; THAT I HAVE CAREFULLY EXAMINED THE SAME, AND DECLARE THE SAME TO BE A COMPLETE AND CORRECT STATEMENT OF BUSINESS AND AFFAIRS OF SAID UTILITY FOR THE PERIOD COVERED BY THIS REPORT IN RESPECT TO EACH AND EVERY MATTER AND THING SET FORTH, TO THE BEST OF MY KNOWLEDGE, INFORMATION AND BELIEF.

Sworn Statement: I HEREBY ATTEST THAT ALL PROPERTY TAXES FOR SAID COMPANY ARE CURRENT AND PAID IN FULL.


I HEREBY ATTEST THAT ALL SALES TAXES FOR SAID COMPANY ARE CURRENT AND PAID IN FULL.

Patti Jent
signature of owner/official

520-398-8195
telephone no.

SUBSCRIBED AND SWORN TO BEFORE ME A NOTARY PUBLIC
IN AND FOR THE COUNTY

19 DAY OF Pima
March 2022
(month) and (year)



MY COMMISSION EXPIRES

23 May 2024
(date)

Kimberly A Dunson
(signature of notary public)

Note: Print this form out, sign on the signature line and have the notary complete and sign prior to submission.

Verification and Sworn Statement

Verification:

State of Arizona I, the undersigned of the
(state name)
County of (county name): Pima
Name (owner or official) title: Patti Jent/Treasurer/Manager
Company name: Arivaca Townsite Cooperative Water Company, Inc.

[Table of Contents](#)

DO SAY THAT THIS ANNUAL UTILITY PROPERTY TAX AND SALES TAX REPORT TO THE ARIZONA CORPORATION COMMISSION.

FOR THE YEAR ENDING: 12/31/21

HAS BEEN PREPARED UNDER MY DIRECTION, FROM THE ORIGINAL BOOKS, PAPERS AND RECORDS OF SAID UTILITY; THAT I HAVE CAREFULLY EXAMINED THE SAME, AND DECLARE THE SAME TO BE A COMPLETE AND CORRECT STATEMENT OF BUSINESS AND AFFAIRS OF SAID UTILITY FOR THE PERIOD COVERED BY THIS REPORT IN RESPECT TO EACH AND EVERY MATTER AND THING SET FORTH, TO THE BEST OF MY KNOWLEDGE, INFORMATION AND BELIEF.

Sworn Statement:

IN ACCORDANCE WITH THE REQUIREMENTS OF TITLE 40, ARTICLE 8, SECTION 40-401, ARIZONA REVISED STATUTES, IT IS HEREIN REPORTED THAT THE GROSS OPERATING REVENUE OF SAID UTILITY DERIVED FROM ARIZONA INTRASTATE UTILITY OPERATIONS DURING THE CALENDAR YEAR WAS:


RECEIVED
UTILITIES DIVISION
2022 APR -5 A 11:38
ARIZONA CORPORATION
COMMISSION

Arizona Intrastate Gross Operating Revenues Only (\$)
\$26,259
(The amount in the box above includes
\$1,938 in sales taxes
billed or collected)

[Signature]
signature of owner/official
520-398-8195
telephone no.

SUBSCRIBED AND SWORN TO BEFORE ME A NOTARY PUBLIC
IN AND FOR THE COUNTY

THIS 19 DAY OF Pima (county name)
March 2022 (month) and (year)



23 Mar 2024 (date)
[Signature]
(signature of notary public)

Note: Print this form out, sign on the signature line and have the notary complete and sign prior to submission.

Verification and Sworn Statement (Residential Revenue)

Verification:

State of Arizona I, the undersigned of the
 (state name)

County of (county name): Pima
 Name (owner or official) title: Patti Jent/Treasurer/Manager
 Company name: Arivaca Townsite Cooperative Water Company, Inc.

[Table of Contents](#)

DO SAY THAT THIS ANNUAL UTILITY PROPERTY TAX AND SALES TAX REPORT TO THE ARIZONA CORPORATION COMMISSION.

FOR THE YEAR ENDING: 12/31/21

HAS BEEN PREPARED UNDER MY DIRECTION, FROM THE ORIGINAL BOOKS, PAPERS AND RECORDS OF SAID UTILITY; THAT I HAVE CAREFULLY EXAMINED THE SAME, AND DECLARE THE SAME TO BE A COMPLETE AND CORRECT STATEMENT OF BUSINESS AND AFFAIRS OF SAID UTILITY FOR THE PERIOD COVERED BY THIS REPORT IN RESPECT TO EACH AND EVERY MATTER AND THING SET FORTH, TO THE BEST OF MY KNOWLEDGE, INFORMATION AND BELIEF.

Sworn Statement:

IN ACCORDANCE WITH THE REQUIREMENTS OF TITLE 40, ARTICLE 8, SECTION 40-401, ARIZONA REVISED STATUTES, IT IS HEREIN REPORTED THAT THE GROSS OPERATING REVENUE OF SAID UTILITY DERIVED FROM ARIZONA INTRASTATE UTILITY OPERATIONS RECEIVED FROM RESIDENTIAL CUSTOMERS DURING THE CALENDAR YEAR WAS:

RECEIVED
 UTILITIES DIVISION
 2022 APR -5 A 11 38
 ARIZONA CORPORATION
 COMMISSION

Arizona Intrastate Gross Operating Revenues Only (\$)

\$26,259
 (The amount in the box above includes
\$1,938 in sales taxes
 billed or collected)

[Handwritten Signature]

 signature of owner/official


520-398-8195
 telephone no.

SUBSCRIBED AND SWORN TO BEFORE ME A NOTARY PUBLIC
 IN AND FOR THE COUNTY

Pima
 (county name)

THIS 19 DAY OF March 2022
 (month) and (year)

MY COMMISSION EXPIRES 23 May 2024
 (date)



[Handwritten Signature]

 (signature of notary public)

Note: Be sure to complete the information in the Grey highlighted cells. Then print this form out, sign on the signature line and have the notary complete and sign prior to submission.

RECEIVED
 UTILITIES DIVISION
 2022 APR -5 A 11: 37
 ARIZONA CORPORATION
 COMMISSION

Arivaca Townsite Cooperative Water Company, Inc.
 Annual Report
 Self-pay Method for Income Tax Statement of Certification
 12/31/21

AR 16
 Annual Report Page 20

Self-pay Method for Income Tax Statement of Certification

Verification: State of Arizona I, the undersigned of the
 (state name)

County of (county name): Pima

Name (owner or official) title: Paul Jett/Treasurer/Manager

Company name: Arivaca Townsite Cooperative Water Company, Inc.

FOR THE YEAR ENDING: 12/31/21

Table of Contents

Self-pay Method
 Select the methodology used to account for the income tax on contributions and advances
 This statement is not necessary for you and should not be completed, signed and notarized.

Sworn Statement:

IN ACCORDANCE WITH THE REQUIREMENTS OF DECISION NO. 17094, BECAUSE THE UTILITY REQUIRES THE GROSS UP OF ADVANCES AND CONTRIBUTIONS, I HEREBY STATE THAT THE UTILITY HAS NOT INCURRED NOR IS EXPECTED TO INCUR A NET INCREASE IN CURRENT INCOME TAX EXPENSE OR A DECREASE IN DEFERRED TAX ASSET FOR A CARRY FORWARD ACCORDING TO GAAP IN AN AMOUNT EQUAL TO OR GREATER THAN THE AMOUNT OF THE REQUIRED GROSS UP PAID BY DEVELOPERS IN THE PERIOD COVERED BY THIS ANNUAL REPORT.

HAS NOT INCURRED NOR IS EXPECTED TO INCUR Identify the tax impact related to advance and/or contributions in the calendar year.


[Signature]
 Signature of owner/official
 520-398-8195
 telephone no.

SUBSCRIBED AND SWORN TO BEFORE ME A NOTARY PUBLIC Pima
 IN AND FOR THE COUNTY (county name)

THIS 19 DAY OF March 2022
 (month and year)

MY COMMISSION EXPIRES 23 May 2024
 (date)

[Signature]
 (signature of notary public)



Note: Be sure to complete the information in the Grey highlighted cells. Then if necessary, print this form out, sign on the signature line and have the notary complete and sign before to submission.