

ANNUAL REPORT

Of

Company Name: **Arroyo Water Company, Inc.**
PO Box 3077

Mailing Address: Payson AZ
85541

Docket No.: W-04286A
For the Year Ended: 12/31/19

**RECEIVED
BY EMAIL**

5/13/2020, 01:51 PM

ARIZONA CORPORATION COMMISSION
UTILITIES DIVISION

WATER UTILITY

To

Arizona Corporation Commission

Due on April 15th

Email: rdelafuente@azcc.gov, mail or deliver the completed Annual Report to:
Arizona Corporation Commission
Compliance Section - Utilities Division
1200 West Washington Street
Phoenix, Arizona 85007

Application Type: Original Filing

Application Date: 5/13/2020

ARIZONA CORPORATION COMMISSION
WATER UTILITY ANNUAL REPORT
Arroyo Water Company, Inc.
A Class Utility

For the Calendar Year Ended: 12/31/19

Primary Address:
City: State: Zip Code:

Telephone Number:

Date of Original Organization of Utility:

Person to whom correspondence should be addressed concerning this report:

Name:
Telephone No. :
Address:
City: State: Zip Code:
Email:

Name:
Telephone No. :
Address:
City: State: Zip Code:
Email:

Name:
Telephone No. :
Address:
City: State: Zip Code:
Email:

Name:
Telephone No. :
Address:
City: State: Zip Code:
Email:

Name:
Telephone No. :
Address:
City: State: Zip Code:
Email:

Ownership:

Counties Served:

Important changes during the year

	For those companies not subject to the affiliated interest rules, has there been a change in ownership or direct control during the year?
	If yes, please provide specific details in the box below.

	Has the company been notified by any other regulatory authorities during the year, that they are out of compliance?
	If yes, please provide specific details in the box below.

Arroyo Water Company, Inc.
Annual Report
Utility Plant in Service (Water)
12/31/19

Utility Plant in Service (Water)							
Account No.	Description	Beginning Year Original Cost	Current Year Additions	Current Year Retirements	Adjusted Original Cost	Accumulated Depreciation	OCLD (OC less AD)
301	Organization	\$40,000	\$0	\$0	\$40,000	\$0	\$40,000
302	Franchises	0	\$0	\$0	0	0	0
303	Land and Land Rights	0	\$0	\$0	0	0	0
304	Structures and Improvements	9,600	\$0	\$0	9,600	9,202	398
305	Collecting & Improving Reservoirs	0	\$0	\$0	0	0	0
306	Lake, River, Canal Intakes	0	\$0	\$0	0	0	0
307	Wells and Springs	10,000	\$0	\$0	10,000	10,000	0
308	Infiltration Galleries	0	\$0	\$0	0	0	0
309	Supply Mains	0	\$0	\$0	0	0	0
310	Power Generation Equipment	10,000	\$0	\$0	10,000	7,900	2,100
311	Pumping Equipment	39,500	\$0	\$0	39,500	35,201	4,299
320	Water Treatment Equipment	0	\$0	\$0	0	0	0
320.1	Water Treatment Plants	0	\$0	\$0	0	0	0
320.2	Solution Chemical Feeders	0	\$0	\$0	0	0	0
320.3	Point-of-Use Treatment Devices	0	\$0	\$0	0	0	0
330	Distribution Reservoirs and Standpipes	0	\$0	\$0	0	0	0
330.1	Storage Tanks	12,000	\$0	\$0	12,000	12,000	0
330.2	Pressure Tanks	3,000	\$0	\$0	3,000	3,000	0
331	Transmission and Distribution Mains	464,224	\$0	\$0	464,224	315,671	148,553
333	Services	65,000	\$0	\$0	65,000	65,000	0
334	Meters and Meter Installations	19,500	\$0	\$0	19,500	19,500	0
335	Hydrants	0	\$0	\$0	0	0	0
336	Backflow Prevention Devices	3,000	\$0	\$0	3,000	2,201	799
339	Other Plant and Misc. Equipment	1,550	\$0	\$0	1,550	1,550	0
340	Office Furniture and Equipment	1,500	\$0	\$0	1,500	1,500	0
340.1	Computer & Software	2,000	\$0	\$0	2,000	466	1,534
341	Transportation Equipment	0	\$0	\$0	0	0	0
342	Stores Equipment	0	\$0	\$0	0	0	0
343	Tools, Shop and Garage Equipment	8,000	\$0	\$0	8,000	8,000	0
344	Laboratory Equipment	0	\$0	\$0	0	0	0
345	Power Operated Equipment	0	\$0	\$0	0	0	0
346	Communication Equipment	0	\$0	\$0	0	0	0
347	Miscellaneous Equipment	0	\$0	\$0	0	0	0
348	Other Tangible Plant	0	\$0	\$0	0	0	0
	Totals	\$688,874	\$0	\$0	\$688,874	\$491,191	\$197,683

Arroyo Water Company, Inc.
 Annual Report
 Depreciation Expense for the Current Year (Water)
 12/31/19

Depreciation Expense for the Current Year (Water)									
Account No.	Description	Beginning Year Original Cost	Current Year Additions	Current Year Retirements	Adjusted Original Cost	Fully Depreciated/Non-depreciable Plant	Depreciable Plant	Depreciation Percentages	Depreciation Expense
301	Organization	\$40,000	\$0	\$0	\$40,000		\$40,000		\$0
302	Franchises	0	0	0	0		0		0
303	Land and Land Rights	0	0	0	0		0		0
304	Structures and Improvements	9,600	0	0	9,600		9,600		320
305	Collecting & Improving Reservoirs	0	0	0	0		0		0
306	Lake, River, Canal Intakes	0	0	0	0		0		0
307	Wells and Springs	10,000	0	0	10,000		10,000		0
308	Infiltration Galleries	0	0	0	0		0		0
309	Supply Mains	0	0	0	0		0		0
310	Power Generation Equipment	10,000	0	0	10,000		10,000		500
311	Pumping Equipment	39,500	0	0	39,500		39,500		4,938
320	Water Treatment Equipment	0	0	0	0		0		0
320.1	Water Treatment Plants	0	0	0	0		0		0
320.2	Solution Chemical Feeders	0	0	0	0		0		0
320.3	Point-of-Use Treatment Devices	0	0	0	0		0		0
330	Distribution Reservoirs and Standpipes	0	0	0	0		0		0
330.1	Storage Tanks	12,000	0	0	12,000		12,000		0
330.2	Pressure Tanks	3,000	0	0	3,000		3,000		0
331	Transmission and Distribution Mains	464,224	0	0	464,224		464,224		9,284
333	Services	65,000	0	0	65,000		65,000		0
334	Meters and Meter Installations	19,500	0	0	19,500		19,500		0
335	Hydrants	0	0	0	0		0		0
336	Backflow Prevention Devices	3,000	0	0	3,000		3,000		200
339	Other Plant and Misc. Equipment	1,550	0	0	1,550		1,550		0
340	Office Furniture and Equipment	1,500	0	0	1,500		1,500		0
340.1	Computer & Software	2,000	0	0	2,000		2,000		133
341	Transportation Equipment	0	0	0	0		0		0
342	Stores Equipment	0	0	0	0		0		0
343	Tools, Shop and Garage Equipment	8,000	0	0	8,000		8,000		0
344	Laboratory Equipment	0	0	0	0		0		0
345	Power Operated Equipment	0	0	0	0		0		0
346	Communication Equipment	0	0	0	0		0		0
347	Miscellaneous Equipment	0	0	0	0		0		0
348	Other Tangible Plant	0	0	0	0		0		0
	Subtotal	\$688,874	\$0	\$0	\$688,874	\$0	\$688,874		\$15,375

Contribution(s) in Aid of Construction (Gross)
 Less: Non Amortizable Contribution(s)
 Fully Amortized Contribution(s)
 Amortizable Contribution(s)
 Times: Proposed Amortization Rate
 Amortization of CIAC

\$0
 2.23%
 \$0

Less: Amortization of CIAC

DEPRECIATION EXPENSE

Arroyo Water Company, Inc.
 Annual Report
 Balance Sheet Assets
 12/31/19

Balance Sheet Assets				
	Assets		Balance at Beginning of Year (2019)	Balance at End of Year (2019)
Account No.	Current and Accrued Assets			
131	Cash		\$822	\$665
134	Working Funds			
135	Temporary Cash Investments			
141	Customer Accounts Receivable		5,259	10,424
146	Notes Receivable from Associated Companies			
151	Plant Material and Supplies			
162	Prepayments			
174	Miscellaneous Current and Accrued Assets			
	Total Current and Accrued Assets		\$6,081	\$11,089
Account No.	Fixed Assets			
101	Utility Plant in Service*		\$686,874	\$686,874
103	Property Held for Future Use			
105	Construction Work in Progress			
108	Accumulated Depreciation (enter as negative)*		(498,339)	(491,191)
121	Non-Utility Property		90,000	90,000
122	Accumulated Depreciation - Non Utility		(21,000)	(27,000)
	Total Fixed Assets		\$257,535	\$258,683
	Total Assets		\$263,616	\$269,772

*Note these items feed automatically from AR3 UPIS Page 4

Arroyo Water Company, Inc.
Annual Report
Balance Sheet Liabilities and Owners Equity

Balance Sheet Liabilities and Owners Equity				
	Liabilities		Balance at Beginning of Year (2019)	Balance at End of Year (2019)
Account No.	Current Liabilities			
231	Accounts Payable		\$56,736	\$57,309
232	Notes Payable (Current Portion)			
234	Notes Payable to Associated Companies			46,510
235	Customer Deposits		1,711	1,658
236	Accrued Taxes			32,867
237	Accrued Interest			
242	Miscellaneous Current and Accrued Liabilities			212
	Total Current Liabilities		\$58,447	\$138,556
	Long Term Debt			
224	Long Term Debt (Notes and Bonds)			
	Deferred Credits			
251	Unamortized Premium on Debt			
252	Advances in Aid of Construction		4,509	4,922
255	Accumulated Deferred Investment Tax Credits			
271	Contributions in Aid of Construction			
272	Less: Amortization of Contributions			
281	Accumulated Deferred Income Tax			
	Total Deferred Credits		\$4,509	\$4,922
	Total Liabilities		\$62,956	\$143,478
	Capital Accounts			
201	Common Stock Issued			
211	Other Paid-In Capital			
215	Retained Earnings		200,660	0
218	Proprietary Capital (Sole Props and Partnerships)			
	Total Capital		\$200,660	\$126,294
	Total Liabilities and Capital		\$263,616	\$269,772

Note: Total liabilities and Capital must match total assets for the beginning and end of the year!

Arroyo Water Company, Inc.
Annual Report
Water Comparative Income Statement
12/31/19

Water Comparative Income Statement			
Account No.	Calendar Year	Current Year 01/01/2019 - 12/31/2019	Last Year 01/01/2018 - 12/31/2018
	Operating Revenue		
461	Metered Water Revenue	\$38,511	\$33,021
460	Unmetered Water Revenue		
462	Fire Protection Revenue		
469	Guaranteed Revenues (Surcharges)	17,704	18,373
471	Miscellaneous Service Revenues	661	
474	Other Water Revenue	255	909
	Total Revenues	\$57,131	\$52,303
	Operating Expenses		
601	Salaries and Wages		
604	Employee Pensions and Benefits		
610	Purchased Water		
615	Purchased Power	3,549	3,867
618	Chemicals		
620	Materials and Supplies	1,126	3,623
620.1	Repairs and Maintenance	9,290	
620.2	Office Supplies and Expense	1,946	2,526
630	Contractual Services		
631	Contractual Services - Engineering		
632	Contractual Services - Accounting	5,962	6,917
633	Contractual Services - Legal		
634	Contractual Services - Management Fees	30,000	30,000
635	Contractual Services - Water Testing	1,080	3,044
636	Contractual Services - Other	5,210	5,535
640	Rents		
641	Rental of Building/Real Property		
642	Rental of Equipment	300	540
650	Transportation Expenses	1,611	3,288
657	Insurance - General Liability	1,891	1,863
657.1	Insurance - Health and Life		
665	Regulatory Commission Expense - Rate	6,000	
670	Bad Debt Expense		
675	Miscellaneous Expense	45	
403	Depreciation Expense (From Schedule AR4)	15,375	15,444
408	Taxes Other Than Income		
408.11	Property Taxes	1,939	
409	Income Taxes		
427.1	Customer Security Deposit Interest	38	
	Total Operating Expenses	\$85,361	\$76,647
	Operating Income / (Loss)	(\$28,230)	(\$24,344)
	Other Income / (Expense)		
419	Interest and Dividend Income		
421	Non-Utility Income	26	20
426	Miscellaneous Non-Utility (Expense)		
427	Interest (Expense)	(5)	(27)
	Total Other Income / (Expense)	\$21	(\$7)
	Net Income / (Loss)	(\$28,209)	(\$24,351)

Full time equivalent employees

	Direct Company	Allocated	Outside service	Total
President	0.0	0.0	0.0	0.0
Vice-president	0.0	0.0	0.0	0.0
Manager	0.0	0.0	1.0	1.0
Engineering Staff	0.0	0.0	0.0	0.0
System Operator(s)	0.0	0.0	1.0	1.0
Meter reader	0.0	0.0	1.0	1.0
Customer Service	0.0	0.0	2.0	2.0
Accounting	0.0	0.0	1.0	1.0
Business Office	0.0	0.0	0.0	0.0
Rates Department	0.0	0.0	0.0	0.0
Administrative Staff	0.0	0.0	0.0	0.0
Other	0.0	0.0	0.0	0.0
Total	0.0	0.0	6.0	6.0

Arroyo Water Company, Inc.
 Annual Report
 Supplemental Financial Data (Long-Term Debt)
 12/31/19

Supplemental Financial Data (Long-Term Debt)				
	Loan #1	Loan #2	Loan #3	Loan #4
Date Issued	N/A	N/A	N/A	N/A
Source of Loan	N/A	N/A	N/A	N/A
ACC Decision No.	N/A	N/A	N/A	N/A
Reason for Loan	N/A	N/A	N/A	N/A
Dollar Amt. Issued	N/A	N/A	N/A	N/A
Amount Outstanding	N/A	N/A	N/A	N/A
Date of Maturity	N/A	N/A	N/A	N/A
Interest Rate	N/A	N/A	N/A	N/A
Current Year Interest	N/A	N/A	N/A	N/A
Current Year Principal	N/A	N/A	N/A	N/A

Meter Deposit Balance at Test Year End:	\$4,922
---	---------

Meter Deposits Refunded During the Test Year:	\$671
---	-------

List all bonds, notes, loans, and other types of indebtedness in which the proceeds were used in the provision of public utility service. Indebtedness incurred for personal uses by the owner of the utility should not be listed. Input 0 or none if there is nothing to report for that cell.

Water Utility Plant Description (Continued)
--

For the following three items, list the utility owned assets in each category for each system.

TREATMENT EQUIPMENT:	N/A
-----------------------------	-----

STRUCTURES:	CHAIN LINK FENCE SURROUNDING WELL SITE
--------------------	--

OTHER:	OPERATION COMPANY PROVIDES EQUIPMENT & MATERIALS SUCH AS BACKHOW, TRENCHERS, GENERATORS, ETC.
---------------	---

Provide a calculation used to determine the value of one water equivalent residential connection (ERC).

Use one of the following methods:

- (a) If actual flow data are available from the preceding 12 months, divide the total annual single family residence (SFR) gallons sold by the average number of single family residence customers for the same period and divide the result by 365
- (b) If no historical flow data are available, use:
 $ERC = (\text{Total SFR gallons sold (Omit 000)} / 365 \text{ days} / 350 \text{ gallons per day})$

ERC:

NA

 Method used:

Other

Customer and Other Information	
Name of the System:	ARROYO WATER CO INC
ADEQ Public Water System Number:	AZ0404083
ADWR PCC Number:	91-000151.0000

Month	Number of Customers				
	Single-Family	Multi-Family	Commercial	Turf/Irrigation	Other Non-Residential
January	138	0	0	0	0
February	143	0	0	0	0
March	146	0	0	0	0
April	145	0	0	0	0
May	147	0	0	0	0
June	148	0	0	0	0
July	148	0	0	0	0
August	149	0	0	0	0
September	148	0	0	0	0
October	148	0	0	0	0
November	144	0	0	0	0
December	146	0	0	0	0

If the system has fire hydrants, what is the fire flow requirements? GPM for hrs.

Does the system have chlorination treatment?

Does the Company have an ADWR Gallons Per Capita Per Day (GPCPD) requirement?
 If yes, provide the GPCPD amount:

Is the Water Utility located in an ADWR Active Management Area (AMA)?
 If yes, which AMA?

What is the present system connection capacity (in ERCs *) using existing lines?

What is the future system connection capacity (in ERCs *) upon service area buildout?

Describe any plans and estimated completion dates for any enlargements or improvements of this system.

* an ERC is based on the calculation on the bottom of AR9 page 12.

Arroyo Water Company, Inc.
 Annual Report
 Utility Shutoffs / Disconnects
 12/31/19

Utility Shutoffs / Disconnects		
Name of the System:	ARROYO WATER CO INC	
ADEQ Public Water System Number:		AZ0404083
ADWR PCC Number:		91-000151.0000

Month	Termination without Notice R14-2-410.B	Termination with Notice R14-2-410.C	Other
January			1
February			6
March			0
April			0
May			2
June			0
July			0
August			0
September			2
October			0
November			0
December			0
Total	0	11	0

Other (description):

Instructions: Fill out the Grey Cells with the relevent information. Input 0 or none if there is nothing recorded in that account or there is no applicable information to report.

Property Taxes

Amount of actual property taxes paid during Calendar Year 2019 was

\$0

If no property taxes paid, explain why.

The County will not accept any current property tax payments until all delinquent property taxes are paid in full. A separate savings account has been established to begin making payments on delinquent taxes.

Instructions: Fill out the Grey Cells with the relevant information. Input 0 or none if there is nothing recorded in that account or there is no applicable information to report.

Verification and Sworn Statement (Taxes)

Verification: State of Arizona I, the undersigned of the
(state name)

County of (county name): Yavapai
Name (owner or official) title: Michael Armstead
Company name: Arroyo Water Company, Inc.

DO SAY THAT THIS ANNUAL UTILITY PROPERTY TAX AND SALES TAX REPORT TO THE ARIZONA CORPORATION COMMISSION.

FOR THE YEAR ENDING: 12/31/19

HAS BEEN PREPARED UNDER MY DIRECTION, FROM THE ORIGINAL BOOKS, PAPERS AND RECORDS OF SAID UTILITY; THAT I HAVE CAREFULLY EXAMINED THE SAME, AND DECLARE THE SAME TO BE A COMPLETE AND CORRECT STATEMENT OF BUSINESS AND AFFAIRS OF SAID UTILITY FOR THE PERIOD COVERED BY THIS REPORT IN RESPECT TO EACH AND EVERY MATTER AND THING SET FORTH, TO THE BEST OF MY KNOWLEDGE, INFORMATION AND BELIEF.

Sworn Statement: _____

RECEIVED
BY EMAIL

5/13/2020, 01:51 PM
ARIZONA CORPORATION COMMISSION
UTILITIES DIVISION

Michael Armstead
signature of owner/official


928-951-4000
telephone no.

SUBSCRIBED AND SWORN TO BEFORE ME A NOTARY PUBLIC
IN AND FOR THE COUNTY

THIS 13th DAY OF Yavapai
May 2020
(month) and (year)

MY COMMISSION EXPIRES March 12, 2021
(date)

Felicia Robinson
(signature of notary public)



Verification and Sworn Statement

Verification:

State of Arizona I, the undersigned of the
(state name)
County of (county name): Yavapai
Name (owner or official) title: Michael Armstead
Company name: Arroyo Water Company, Inc.

DO SAY THAT THIS ANNUAL UTILITY PROPERTY TAX AND SALES TAX REPORT TO THE ARIZONA CORPORATION COMMISSION.

FOR THE YEAR ENDING: 12/31/19

HAS BEEN PREPARED UNDER MY DIRECTION, FROM THE ORIGINAL BOOKS, PAPERS AND RECORDS OF SAID UTILITY; THAT I HAVE CAREFULLY EXAMINED THE SAME, AND DECLARE THE SAME TO BE A COMPLETE AND CORRECT STATEMENT OF BUSINESS AND AFFAIRS OF SAID UTILITY FOR THE PERIOD COVERED BY THIS REPORT IN RESPECT TO EACH AND EVERY MATTER AND THING SET FORTH, TO THE BEST OF MY KNOWLEDGE, INFORMATION AND BELIEF.

Sworn Statement: IN ACCORDANCE WITH THE REQUIREMENTS OF TITLE 40, ARTICLE 8, SECTION 40-401, ARIZONA REVISED STATUTES, IT IS HEREIN REPORTED THAT THE GROSS OPERATING REVENUE OF SAID UTILITY DERIVED FROM ARIZONA INTRASTATE UTILITY OPERATIONS DURING THE CALENDAR YEAR WAS:

Arizona Intrastate Gross Operating Revenues Only (\$)

\$58,993

(The amount in the box above includes

\$2,598 in sales taxes

billed or collected)

RECEIVED
BY EMAIL

5/13/2020, 01:51 PM

ARIZONA CORPORATION COMMISSION
UTILITIES DIVISION

Michael Armstead
signature of owner/official

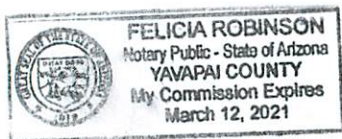
928-951-4000
telephone no.

SUBSCRIBED AND SWORN TO BEFORE ME A NOTARY PUBLIC
IN AND FOR THE COUNTY

THIS 13th DAY OF Yavapai May 2020
(county name) (month) and (year)

MY COMMISSION EXPIRES March 12, 2021
(date)

Felicia Robinson
(signature of notary public)



Verification and Sworn Statement (Residential Revenue)

Verification:

State of Arizona I, the undersigned of the
(state name)

County of (county name): Yavapai
Name (owner or official) title: Michael Armstead
Company name: Arroyo Water Company, Inc.

DO SAY THAT THIS ANNUAL UTILITY PROPERTY TAX AND SALES TAX REPORT TO THE ARIZONA CORPORATION COMMISSION.

FOR THE YEAR ENDING: 12/31/19

HAS BEEN PREPARED UNDER MY DIRECTION, FROM THE ORIGINAL BOOKS, PAPERS AND RECORDS OF SAID UTILITY; THAT I HAVE CAREFULLY EXAMINED THE SAME, AND DECLARE THE SAME TO BE A COMPLETE AND CORRECT STATEMENT OF BUSINESS AND AFFAIRS OF SAID UTILITY FOR THE PERIOD COVERED BY THIS REPORT IN RESPECT TO EACH AND EVERY MATTER AND THING SET FORTH, TO THE BEST OF MY KNOWLEDGE, INFORMATION AND BELIEF.

Sworn Statement: IN ACCORDANCE WITH THE REQUIREMENTS OF TITLE 40, ARTICLE 8, SECTION 40-401, ARIZONA REVISED STATUTES, IT IS HEREIN REPORTED THAT THE GROSS OPERATING REVENUE OF SAID UTILITY DERIVED FROM ARIZONA INTRASTATE UTILITY OPERATIONS RECEIVED FROM RESIDENTIAL CUSTOMERS DURING THE CALENDAR YEAR WAS:

Arizona Intrastate Gross Operating Revenues Only (\$)

\$58,993

(The amount in the box above includes

\$2,598 in sales taxes

billed or collected)

RECEIVED
BY EMAIL

5/13/2020, 01:51 PM
ARIZONA CORPORATION COMMISSION
UTILITIES DIVISION

Michael Armstead
signature of owner/official

928-951-4000
telephone no.

SUBSCRIBED AND SWORN TO BEFORE ME A NOTARY PUBLIC
IN AND FOR THE COUNTY

Yavapai
(county name)

THIS

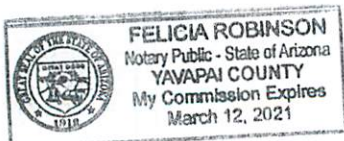
13th

DAY OF

May 2020
(month) and (year)

MY COMMISSION EXPIRES

March 12, 2021
(date)



Felicia Robinson
(signature of notary public)

Full Gross-up Method for Income Tax Statement of Certification

Verification:

State of Arizona I, the undersigned of the
(state name)

County of (county name): Yavapai
Name (owner or official) title: Michael Armstead
Company name: Arroyo Water Company, Inc.

FOR THE YEAR ENDING: 12/31/19

Sworn Statement:

IN ACCORDANCE WITH THE REQUIREMENTS OF DECISION NO. 77084, BECAUSE THE UTILITY REQUIRES THE GROSS UP OF ADVANCES AND CONTRIBUTIONS, I HEREBY STATE THAT THE UTILITY HAS NOT INCURRED NOR IS EXPECTED TO INCUR A NET INCREASE IN CURRENT INCOME TAX EXPENSE OR A DECREASE IN DEFERRED TAX ASSET FOR A CARRY FORWARD ACCORDING TO GAAP IN AN AMOUNT EQUAL TO OR GREATER THAN THE AMOUNT OF THE REQUIRED GROSS UP PAID BY DEVELOPERS IN THE PERIOD COVERED BY THIS ANNUAL REPORT.

**RECEIVED
BY EMAIL**

5/13/2020, 01:51 PM
ARIZONA CORPORATION COMMISSION
UTILITIES DIVISION

Michael Armstead
signature of owner/official
928-951-4000
telephone no.

SUBSCRIBED AND SWORN TO BEFORE ME A NOTARY PUBLIC
IN AND FOR THE COUNTY

Yavapai
(county name)

THIS

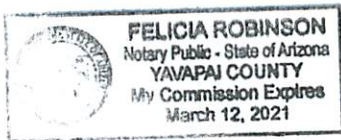
13th

DAY OF

May 2020
(month) and (year)

MY COMMISSION EXPIRES

March 12, 2021
(date)



Felicia Robinson
(signature of notary public)