

RECEIVED  
BY EMAIL

04/04/2023, 3:07 PM

ARIZONA CORPORATION COMMISSION  
UTILITIES DIVISION

**ANNUAL REPORT**

Of

Company Name: Yavapai Water Company

6808 N Dysart Rd Ste 116

Mailing Address: Glendale AZ 85307

Docket No.: W-21142A

For the Year Ended: 12/31/22

**WATER UTILITY**

To

Arizona Corporation Commission

**Due on April 15th**

Email: [Util-Compliance@azcc.gov](mailto:Util-Compliance@azcc.gov), mail or deliver the completed Annual Report to:

Arizona Corporation Commission  
Compliance Section - Utilities Division  
1200 West Washington Street  
Phoenix, Arizona 85007

Application Type: Original Filing

Application Date: 4/3/2023

ARIZONA CORPORATION COMMISSION  
WATER UTILITY ANNUAL REPORT  
Yavapai Water Company  
A Class  Utility

For the Calendar Year Ended:

Primary Address:   
City:  State:  Zip Code:

Telephone Number:

Date of Original Organization of Utility:

Person to whom correspondence should be addressed concerning this report:

Name:   
Telephone No. :   
Address:   
City:  State:  Zip Code:   
Email: [Bnthomas@hearthstonecompany.com](mailto:Bnthomas@hearthstonecompany.com)

Name:   
Telephone No. :   
Address:   
City:  State:  Zip Code:   
Email: [kennedy@tabletoptelephone.com](mailto:kennedy@tabletoptelephone.com)

Name:   
Telephone No. :   
Address:   
City:  State:  Zip Code:   
Email:

Name:   
Telephone No. :   
Address:   
City:  State:  Zip Code:   
Email:

Name:   
Telephone No. :   
Address:   
City:  State:  Zip Code:   
Email:

Ownership:

Counties Served:

**Important changes during the year**

No	For those companies not subject to the affiliated interest rules, has there been a change in ownership or direct control during the year? If yes, please provide specific details in the box below. N/A
----	---

No	Has the company been notified by any other regulatory authorities during the year, that they are out of compliance? If yes, please provide specific details in the box below. N/A
----	---

Utility Plant in Service (Water)							
Account No.	Description	Beginning Year Original Cost	Current Year Additions	Current Year Retirements	Adjusted Original Cost	Accumulated Depreciation	OCLD (OC less AD)
301	Organization	\$0	\$0	\$0	\$0	\$0	\$0
302	Franchises	0	0	0	0	0	0
303	Land and Land Rights	93,048	0	0	93,048	0	93,048
304	Structures and Improvements	125,577	0	0	125,577	64,493	61,084
305	Collecting & Improving Reservoirs	0	0	0	0	0	0
306	Lake, River, Canal Intakes	0	0	0	0	0	0
307	Wells and Springs	31,300	0	0	31,300	24,736	6,564
308	Infiltration Galleries	0	0	0	0	0	0
309	Supply Mains	0	0	0	0	0	0
310	Power Generation Equipment	116,664	0	0	116,664	72,915	43,749
311	Pumping Equipment	395,603	0	0	395,603	394,489	1,114
320	Water Treatment Equipment	0	0	0	0	0	0
320.1	Water Treatment Plants	0	0	0	0	0	0
320.2	Solution Chemical Feeders	4,872	0	0	4,872	4,872	0
320.3	Point-of-Use Treatment Devices	0	0	0	0	0	0
330	Distribution Reservoirs and Standpipes	0	0	0	0	0	0
330.1	Storage Tanks	304,347	0	0	304,347	48,246	256,101
330.2	Pressure Tanks	0	0	0	0	0	0
331	Transmission and Distribution Mains	682,277	26,073	0	708,350	166,576	541,774
333	Services	26,260	16,214	0	42,474	9,629	32,845
334	Meters and Meter Installations	110,267	6,171	0	116,438	68,848	47,590
335	Hydrants	3,162	0	0	3,162	584	2,578
336	Backflow Prevention Devices	0	0	0	0	0	0
339	Other Plant and Misc. Equipment	59,104	64,140	0	123,244	8,052	115,192
340	Office Furniture and Equipment	0	0	0	0	0	0
340.1	Computer & Software	0	0	0	0	0	0
341	Transportation Equipment	0	0	0	0	0	0
342	Stores Equipment	0	0	0	0	0	0
343	Tools, Shop and Garage Equipment	2,906	0	0	2,906	1,961	945
344	Laboratory Equipment	0	0	0	0	0	0
345	Power Operated Equipment	0	0	0	0	0	0
346	Communication Equipment	0	3,233	0	3,233	162	3,071
347	Miscellaneous Equipment	3,374	0	0	3,374	3,374	0
348	Other Tangible Plant	0	0	0	0	0	0
	<b>Totals</b>	<b>\$1,958,761</b>	<b>\$115,831</b>	<b>\$0</b>	<b>\$2,074,592</b>	<b>\$868,937</b>	<b>\$1,205,655</b>

Yavapai Water Company  
Annual Report  
Depreciation Expense for the Current Year (Water)  
12/31/22

Depreciation Expense for the Current Year (Water)									
Account No.	Description	Beginning Year Original Cost	Current Year Additions	Current Year Retirements	Adjusted Original Cost	Fully Depreciated/Non-depreciable Plant	Depreciable Plant	Depreciation Percentages	Depreciation Expense
301	Organization	\$0	\$0	\$0	\$0	\$0	\$0	0.00%	\$0
302	Franchises	0	0	0	0	0	0	0.00%	0
303	Land and Land Rights	93,048	0	0	93,048	93,048	0	0.00%	0
304	Structures and Improvements	125,577	0	0	125,577	0	125,577	3.33%	4,182
305	Collecting & Improving Reservoirs	0	0	0	0	0	0	0.00%	0
306	Lake, River, Canal Intakes	0	0	0	0	0	0	0.00%	0
307	Wells and Springs	31,300	0	0	31,300	0	31,300	3.33%	1,042
308	Infiltration Galleries	0	0	0	0	0	0	0.00%	0
309	Supply Mains	0	0	0	0	0	0	0.00%	0
310	Power Generation Equipment	116,664	0	0	116,664	0	116,664	5.00%	5,833
311	Pumping Equipment	395,603	0	0	395,603	394,231	1,372	12.50%	28,329
320	Water Treatment Equipment	0	0	0	0	0	0	0.00%	0
320.1	Water Treatment Plants	0	0	0	0	0	0	0.00%	0
320.2	Solution Chemical Feeders	4,872	0	0	4,872	4,872	0	20.00%	0
320.3	Point-of-Use Treatment Devices	0	0	0	0	0	0	0.00%	0
330	Distribution Reservoirs and Standpipes	0	0	0	0	0	0	0.00%	0
330.1	Storage Tanks	304,347	0	0	304,347	0	304,347	2.22%	6,757
330.2	Pressure Tanks	0	0	0	0	0	0	0.00%	0
331	Transmission and Distribution Mains	682,277	26,073	0	708,350	0	708,350	2.00%	13,906
333	Services	26,260	16,214	0	42,474	0	42,474	3.33%	1,145
334	Meters and Meter Installations	110,267	6,171	0	116,438	0	116,438	8.33%	9,442
335	Hydrants	3,162	0	0	3,162	0	3,162	2.00%	63
336	Backflow Prevention Devices	0	0	0	0	0	0	0.00%	0
339	Other Plant and Misc. Equipment	59,104	64,140	0	123,244	0	123,244	6.67%	6,081
340	Office Furniture and Equipment	0	0	0	0	0	0	0.00%	0
340.1	Computer & Software	0	0	0	0	0	0	0.00%	0
341	Transportation Equipment	0	0	0	0	0	0	0.00%	0
342	Stores Equipment	0	0	0	0	0	0	0.00%	0
343	Tools, Shop and Garage Equipment	2,906	0	0	2,906	0	2,906	5.00%	145
344	Laboratory Equipment	0	0	0	0	0	0	0.00%	0
345	Power Operated Equipment	0	0	0	0	0	0	0.00%	0
346	Communication Equipment	0	3,233	0	3,233	0	3,233	10.00%	161
347	Miscellaneous Equipment	3,374	0	0	3,374	3,374	0	10.00%	0
348	Other Tangible Plant	0	0	0	0	0	0	0.00%	0
	<b>Subtotal</b>	<b>\$1,958,761</b>	<b>\$115,831</b>	<b>\$0</b>	<b>\$2,074,592</b>	<b>\$495,525</b>	<b>\$1,579,067</b>		<b>\$77,087</b>

Contribution(s) in Aid of Construction (Gross)	\$644,274
Less: Non Amortizable Contribution(s)	0
Fully Amortized Contribution(s)	0
Amortizable Contribution(s)	<u>\$644,274</u>
Times: Proposed Amortization Rate	3.91%
<b>Amortization of CIAC</b>	\$25,169

Less: Amortization of CIAC \$25,169

**DEPRECIATION EXPENSE** **\$51,918**

Yavapai Water Company  
Annual Report  
Balance Sheet Assets  
12/31/22

<b>Balance Sheet Assets</b>				
	<b>Assets</b>		Balance at Beginning of Year (2022)	Balance at End of Year (2022)
<b>Account No.</b>	<b>Current and Accrued Assets</b>			
131	Cash		\$13,935	\$18,719
134	Working Funds		0	0
135	Temporary Cash Investments		0	0
141	Customer Accounts Receivable		10,939	4,911
146	Notes Receivable from Associated Companies		0	(25,234)
151	Plant Material and Supplies		0	0
162	Prepayments		0	3,632
174	Miscellaneous Current and Accrued Assets		4,919	3,362
	<b>Total Current and Accrued Assets</b>		<b>\$29,793</b>	<b>\$5,390</b>
<b>Account No.</b>	<b>Fixed Assets</b>			
101	Utility Plant in Service*		\$1,958,761	\$2,074,592
103	Property Held for Future Use		0	0
105	Construction Work in Progress		0	0
108	Accumulated Depreciation ( <b>enter as negative</b> )*		(791,850)	(868,937)
121	Non-Utility Property		0	0
122	Accumulated Depreciation - Non Utility		0	0
	<b>Total Fixed Assets</b>		<b>\$1,166,911</b>	<b>\$1,205,655</b>
	<b>Total Assets</b>		<b>\$1,196,704</b>	<b>\$1,211,045</b>

\*Note these items feed automatically from AR3 UPIS Page 4

Yavapai Water Company  
Annual Report  
Balance Sheet Liabilities and Owners Equity

<b>Balance Sheet Liabilities and Owners Equity</b>				
	<b>Liabilities</b>		Balance at Beginning of Year (2022)	Balance at End of Year (2022)
<b>Account No.</b>	<b>Current Liabilities</b>			
231	Accounts Payable		\$14,198	\$49,654
232	Notes Payable (Current Portion)		0	0
234	Notes Payable to Associated Companies		54,598	10,000
235	Customer Deposits		11,000	11,850
236	Accrued Taxes		1,864	1,616
237	Accrued Interest		0	0
242	Miscellaneous Current and Accrued Liabilities		0	158
	<b>Total Current Liabilities</b>		<b>\$81,660</b>	<b>\$73,278</b>
	<b>Long Term Debt</b>			
224	Long Term Debt (Notes and Bonds)		\$0	\$0
	<b>Deferred Credits</b>			
251	Unamortized Premium on Debt		\$0	\$0
252	Advances in Aid of Construction		1,557	3,112
255	Accumulated Deferred Investment Tax Credits		0	0
271	Contributions in Aid of Construction		644,274	644,274
272	Less: Amortization of Contributions		(4,014)	(29,183)
281	Accumulated Deferred Income Tax		0	(7,874)
	<b>Total Deferred Credits</b>		<b>\$641,817</b>	<b>\$610,329</b>
	<b>Total Liabilities</b>		<b>\$723,477</b>	<b>\$683,607</b>
	<b>Capital Accounts</b>			
201	Common Stock Issued		\$0	\$0
211	Other Paid-In Capital		475,000	475,000
215	Retained Earnings		(1,773)	52,438
218	Proprietary Capital (Sole Props and Partnerships)		0	0
	<b>Total Capital</b>		<b>\$473,227</b>	<b>\$527,438</b>
	<b>Total Liabilities and Capital</b>		<b>\$1,196,704</b>	<b>\$1,211,045</b>

**Note: Total liabilities and Capital must match total assets for the beginning and end of the year!**

Yavapai Water Company  
Annual Report  
Water Comparative Income Statement  
12/31/22

<b>Water Comparative Income Statement</b>			
Account No.	Calendar Year	Current Year 01/01/2022 - 12/31/2022	Last Year 01/01/2021 - 12/31/2021
	<b>Operating Revenue</b>		
461	Metered Water Revenue	\$370,595	\$28,068
460	Unmetered Water Revenue	0	0
462	Fire Protection Revenue	0	0
469	Guaranteed Revenues (Surcharges)	0	0
471	Miscellaneous Service Revenues	3,954	16
474	Other Water Revenue	0	0
	<b>Total Revenues</b>	<b>\$374,549</b>	<b>\$28,084</b>
	<b>Operating Expenses</b>		
601	Salaries and Wages	\$0	\$0
604	Employee Pensions and Benefits	0	0
610	Purchased Water	0	0
615	Purchased Power	33,198	1,961
618	Chemicals	1,562	0
620	Materials and Supplies	0	0
620.1	Repairs and Maintenance	61,278	1,427
620.2	Office Supplies and Expense	4,325	130
630	Contractual Services	0	0
631	Contractual Services - Engineering	0	0
632	Contractual Services - Accounting	973	150
633	Contractual Services - Legal	4,569	132
634	Contractual Services - Management Fees	123,979	14,659
635	Contractual Services - Water Testing	2,482	35
636	Contractual Services - Other	1,490	0
640	Rents	0	0
641	Rental of Building/Real Property	0	0
642	Rental of Equipment	0	0
650	Transportation Expenses	8,348	720
657	Insurance - General Liability	4,034	454
657.1	Insurance - Health and Life	0	0
665	Regulatory Commission Expense - Rate	0	0
670	Bad Debt Expense	0	0
675	Miscellaneous Expense	4,985	347
403	Depreciation Expense (From Schedule AR4)	51,918	9,357
408	Taxes Other Than Income	0	0
408.11	Property Taxes	0	0
409	Income Taxes	17,717	374
427.1	Customer Security Deposit Interest	176	0
	<b>Total Operating Expenses</b>	<b>\$321,034</b>	<b>\$29,746</b>
	<b>Operating Income / (Loss)</b>	<b>\$53,515</b>	<b>(\$1,662)</b>
	<b>Other Income / (Expense)</b>		
419	Interest and Dividend Income	\$0	\$0
421	Non-Utility Income	0	0
426	Miscellaneous Non-Utility (Expense)	0	0
427	Interest (Expense)	0	0
	<b>Total Other Income / (Expense)</b>	<b>\$0</b>	<b>\$0</b>
	<b>Net Income / (Loss)</b>	<b>\$53,515</b>	<b>(\$1,662)</b>



**Full time equivalent employees**

	Direct Company	Allocated	Outside service	Total
President				0.0
Vice-president				0.0
Manager			unable to	0.0
Engineering Staff			determine	0.0
System Operator(s)			without	0.0
Meter reader			significant	0.0
Customer Service			analysis	0.0
Accounting				0.0
Business Office				0.0
Rates Department				0.0
Administrative Staff				0.0
Other				0.0
<b>Total</b>	0.0	0.0	0.0	0.0

<b>Supplemental Financial Data (Long-Term Debt)</b>				
	Loan #1	Loan #2	Loan #3	Loan #4
Date Issued	N/A			
Source of Loan				
ACC Decision No.				
Reason for Loan				
Dollar Amt. Issued				
Amount Outstanding				
Date of Maturity				
Interest Rate				
Current Year Interest				
Current Year Principal				

Meter Deposit Balance at Test Year End:	\$3,112
---	---------

Meter Deposits Refunded During the Test Year:	\$410
---	-------

***List all bonds, notes, loans, and other types of indebtedness in which the proceeds were used in the provision of public utility service. Indebtedness incurred for personal uses by the owner of the utility should not be listed. Input 0 or none if there is nothing to report for that cell.***

**Well and Water Usage**

Name of the System: AUBREY WATER CO-SELIGMAN											
ADEQ Public Water System Number: AZ0413010											
ADWR PCC Number: 91-000607.0000											
Well registry 55# (55-XXXXXX):	Pump Horsepower	Pump Yield (gpm)	Casing Depth (feet)	Casing Diameter (inches)	Pump Motor Type **	Year Drilled	Water level 2011	Water level 2022	Meter Size (inches)	How measured:	Active
55-627275	30	150	448	10	Submersible	1947	212	217	3	Metered	Yes
55-627276	30	150	350	10	Submersible	1947	229	217	3	Metered	Yes

Name of system water delivered to: \_\_\_\_\_

ADWR PCC Number: \_\_\_\_\_

Source of water delivered to another system: \_\_\_\_\_

Name of system water received from: \_\_\_\_\_

ADWR PCC Number: \_\_\_\_\_

Source of water received: \_\_\_\_\_

Well registry 55# (55-XXXXXX): \_\_\_\_\_

Month	Water withdrawn (gallons) <sup>1</sup>	Water sold (gallons) <sup>2</sup>	Water delivered (sold) to other systems (gallons) <sup>3</sup>	Water received (purchased) from other systems (gallons) <sup>4</sup>	Estimated authorized use (gallons) <sup>5</sup>	Purchased Power Expense <sup>6</sup>	Purchased Power (kWh) <sup>7</sup>
January	3,823,200.00	2,198,970.00	0.00	0.00	0.00	\$2,615	16,184
February	3,593,200.00	1,817,800.00	0.00	0.00	0.00	2,097	15,398
March	2,605,900.00	1,772,730.00	0.00	0.00	0.00	2,023	14,361
April	3,390,200.00	2,013,610.00	0.00	0.00	0.00	2,867	17,905
May	3,077,200.00	2,434,980.00	0.00	0.00	0.00	2,660	19,045
June	5,459,250.00	4,171,140.00	0.00	0.00	0.00	3,429	23,583
July	5,459,250.00	4,518,120.00	0.00	0.00	0.00	3,569	22,545
August	4,010,600.00	3,472,776.00	0.00	0.00	0.00	3,122	17,163
September	4,647,300.00	2,941,004.00	0.00	0.00	0.00	3,277	18,821
October	3,597,600.00	2,583,770.00	0.00	0.00	0.00	2,855	14,827
November	2,767,500.00	2,586,340.00	0.00	0.00	0.00	2,071	14,699
December	3,392,900.00	2,338,310.00	0.00	0.00	0.00	2,617	14,960
<b>Totals</b>	<b>45,824,100.00</b>	<b>32,849,550.00</b>	<b>0.00</b>	<b>0.00</b>	<b>0.00</b>	<b>\$33,203</b>	<b>209,491</b>

**If applicable, in the space below please provide a description for all un-metered water use along with amounts:**

<sup>1</sup> Water withdrawn - Total gallons of water withdrawn from pumped sources.  
<sup>2</sup> Water sold - Total gallons from customer meters, and other sales such as construction water.  
<sup>3</sup> Water delivered (sold) to other systems - Total gallons of water delivered to other systems.  
<sup>4</sup> Water received (purchased) from other systems - Total gallons of water purchased/received from other systems.  
<sup>5</sup> Estimated authorized use - Total estimated gallons from authorized metered or unmetered use. Authorized uses such as flushing (mains, services and hydrants) draining/cleaning tanks, process, construction, fire fighting, etc. Non-authorized use (real losses) are service line breaks and leaks, water main breaks, meter inaccuracies and theft.  
<sup>6</sup> Enter the total purchased power costs for the power meters associated with this system.  
<sup>7</sup> Enter the total purchased kWh used by the power meters associated with this system.

Water Utility Plant Description			
Name of the System:	AUBREY WATER CO-SELIGMAN		
ADEQ Public Water System Number:	AZ0413010		
ADWR PCC Number:	91-000607.0000		

MAINS		
Sizes (inches)	Material	Length (feet)
2.00	PVC CL150	3,560
4.00	PVC CL150	9,600
6.00	PVC CL150	4,800
2.00	Galvanized	14,580
6.00	Cast Iron	15,600
4.00	PVC CL150	220
6.00	PVC C900	840
8.00	Cast Iron	39,375

CUSTOMER METERS			
Size (inches)	Quantity	Percent over 1,000,000 gallons	Percent over 10 years old
5/8 X 3/4	280	Unknown	Unknown
0.75	0	Unknown	Unknown
1	10	Unknown	Unknown
1.5	6	Unknown	Unknown
2	18	Unknown	Unknown
3	0	Unknown	Unknown
6	1	Unknown	Unknown

SERVICE LINES			
Material	Percent of system	Year installed	
Galvanized steel	95%	Various	
PEX	5%	Various	

BOOSTER PUMPS		
Horsepower	GPM	Quantity
25	390	2
2	33	1

FIRE HYDRANTS	
Type	Quantity
Standard *	22
Other	

STORAGE TANKS			
Capacity (gallons)	Material	Quantity	Year installed
281,480	Steel	1	

PRESSURE/BLADDER TANKS			
Capacity (gallons)	Material	Quantity	Year installed

\* A standard fire hydrant has two 2.5 inch hose connection nozzles with 7.5 threads per inch, and one 4.5 inch pumper connection nozzle with 4 threads per inch.

<b>Water Utility Plant Description (Continued)</b>
--

For the following three items, list the utility owned assets in each category for each system.

<b>TREATMENT EQUIPMENT:</b>	55 gal sodium hypochlorite solution feed system
-----------------------------	---

<b>STRUCTURES:</b>	8' x 20' steel storage container - 8' X 12' pump house
--------------------	--

<b>OTHER:</b>	
---------------	--

Provide a calculation used to determine the value of one water equivalent residential connection (ERC).

Use one of the following methods:

- (a) If actual flow data are available from the preceding 12 months, divide the total annual single family residence (SFR) gallons sold by the average number of single family residence customers for the same period and divide the result by
- (b) If no historical flow data are available, use:  
 $ERC = ( \text{Total SFR gallons sold (Omit 000)} / 365 \text{ days} / 350 \text{ gallons per day} )$

ERC	193
Method used:	(a)

Customer and Other Information	
Name of the System:	AUBREY WATER CO-SELIGMAN
ADEQ Public Water System Number:	AZ0413010
ADWR PCC Number:	91-000607.0000

Month	Number of Customers				
	Single-Family	Multi-Family	Commercial	Turf/Irrigation	Other Non-Residential
January	218	0	72	0	0
February	224	0	71	0	0
March	222	0	72	0	0
April	225	0	72	0	0
May	222	0	72	0	0
June	222	0	72	0	0
July	222	0	72	0	0
August	220	0	73	0	0
September	219	0	73	0	0
October	221	0	73	0	0
November	221	0	73	0	0
December	222	0	73	0	0

If the system has fire hydrants, what is the fire flow requirements?  GPM for  hrs.

Does the system have chlorination treatment?

Does the Company have an ADWR Gallons Per Capita Per Day (GPCPD) requirement?   
 If yes, provide the GPCPD amount:

Is the Water Utility located in an ADWR Active Management Area (AMA)?   
 If yes, which AMA?

What is the present system connection capacity (in ERCs \*) using existing lines?

What is the future system connection capacity (in ERCs \*) upon service area buildout?

Describe any plans and estimated completion dates for any enlargements or improvements of this system.

\* an ERC is based on the calculation on the bottom of AR9 page 12.

Yavapai Water Company  
 Annual Report  
 Utility Shutoffs / Disconnects  
 12/31/22

Utility Shutoffs / Disconnects	
Name of the System:	AUBREY WATER CO-SELIGMAN
ADEQ Public Water System Number:	AZ0413010
ADWR PCC Number:	91-000607.0000

Month	Termination without Notice R14-2-410.B	Termination with Notice R14-2-410.C	Other
January	0	0	0
February	0	16	0
March	0	3	0
April	0	6	0
May	0	10	0
June	0	15	0
July	0	14	0
August	0	9	0
September	0	5	0
October	0	18	0
November	0	6	0
December	0	8	0
<b>Total</b>	<b>0</b>	<b>110</b>	<b>0</b>

**Other (description):** N/A

**Instructions:** Fill out the Grey Cells with the relevent information. Input 0 or none if there is nothing recorded in that account or there is no applicable information to report.

<b>Property Taxes</b>	
-----------------------	--

Amount of actual property taxes paid during Calendar Year 2022 was	
--	--

\$0
-----

If no property taxes paid, explain why.
---

No property taxes billed in 2022 to Yavapai due to newly established company.
---

<b>Instructions:</b> Fill out the Grey Cells with the relevant information. Input 0 or none if there is nothing recorded in that account or there is no applicable information to report.
---



Verification and Sworn Statement (Taxes)

Verification: State of Arizona I, the undersigned of the  
(state name)

County of (county name): Maricopa  
Name (owner or official) title: Bryan Thomas, President  
Company name: Yavapai Water Company

DO SAY THAT THIS ANNUAL UTILITY PROPERTY TAX AND SALES TAX REPORT TO THE ARIZONA CORPORATION COMMISSION.

FOR THE YEAR ENDING: 12/31/22

HAS BEEN PREPARED UNDER MY DIRECTION, FROM THE ORIGINAL BOOKS, PAPERS AND RECORDS OF SAID UTILITY; THAT I HAVE CAREFULLY EXAMINED THE SAME, AND DECLARE THE SAME TO BE A COMPLETE AND CORRECT STATEMENT OF BUSINESS AND AFFAIRS OF SAID UTILITY FOR THE PERIOD COVERED BY THIS REPORT IN RESPECT TO EACH AND EVERY MATTER AND THING SET FORTH, TO THE BEST OF MY KNOWLEDGE, INFORMATION AND BELIEF.


Sworn Statement: I HEREBY ATTEST THAT ALL PROPERTY TAXES FOR SAID COMPANY ARE CURRENT AND PAID IN FULL.

I HEREBY ATTEST THAT ALL SALES TAXES FOR SAID COMPANY ARE CURRENT AND PAID IN FULL.

BTO  
signature of owner/official  
623-935-1100  
telephone no.

SUBSCRIBED AND SWORN TO BEFORE ME A NOTARY PUBLIC  
IN AND FOR THE COUNTY

THIS 4<sup>th</sup> DAY OF April 2023  
(month) and (year)

MY COMMISSION EXPIRES  
  
VERONICA G GONZALEZ  
Notary Public, State of Arizona  
Maricopa County  
Commission # 569848  
My Commission Expires  
August 15, 2023

8/15/23  
(date)

Veronica G Gonzalez  
(signature of notary public)

**Verification and Sworn Statement**

**Verification:**

State of Arizona I, the undersigned of the  
(state name)  
County of (county name): Maricopa  
Name (owner or official) title: Bryan Thomas, President  
Company name: Yavapai Water Company

DO SAY THAT THIS ANNUAL UTILITY PROPERTY TAX AND SALES TAX REPORT TO THE ARIZONA CORPORATION COMMISSION.

FOR THE YEAR ENDING: 12/31/22

HAS BEEN PREPARED UNDER MY DIRECTION, FROM THE ORIGINAL BOOKS, PAPERS AND RECORDS OF SAID UTILITY; THAT I HAVE CAREFULLY EXAMINED THE SAME, AND DECLARE THE SAME TO BE A COMPLETE AND CORRECT STATEMENT OF BUSINESS AND AFFAIRS OF SAID UTILITY FOR THE PERIOD COVERED BY THIS REPORT IN RESPECT TO EACH AND EVERY MATTER AND THING SET FORTH, TO THE BEST OF MY KNOWLEDGE, INFORMATION AND BELIEF.

**Sworn Statement:** IN ACCORDANCE WITH THE REQUIREMENTS OF TITLE 40, ARTICLE 8, SECTION 40-401, ARIZONA REVISED STATUTES, IT IS HEREIN REPORTED THAT THE GROSS OPERATING REVENUE OF SAID UTILITY DERIVED FROM ARIZONA INTRASTATE UTILITY OPERATIONS DURING THE CALENDAR YEAR WAS:

Arizona Intrastate Gross Operating Revenues Only (\$)

\$394,843

(The amount in the box above includes

\$20,294 in sales taxes  
billed or collected)

signature of owner/official

623-935-1100

telephone no.

SUBSCRIBED AND SWORN TO BEFORE ME A NOTARY PUBLIC  
IN AND FOR THE COUNTY

Maricopa

(county name)

THIS

4th

DAY OF

April 2023

(month) and (year)

MY COMMISSION EXPIRES

8/15/23

(date)



(signature of notary public)

**Verification and Sworn Statement (Residential Revenue)**

**Verification:**

State of Arizona I, the undersigned of the  
(state name)

County of (county name): Maricopa  
Name (owner or official) title: Bryan Thomas, President  
Company name: Yavapai Water Company

**DO SAY THAT THIS ANNUAL UTILITY PROPERTY TAX AND SALES TAX REPORT TO THE ARIZONA CORPORATION COMMISSION.**

FOR THE YEAR ENDING: 12/31/22

**HAS BEEN PREPARED UNDER MY DIRECTION, FROM THE ORIGINAL BOOKS, PAPERS AND RECORDS OF SAID UTILITY; THAT I HAVE CAREFULLY EXAMINED THE SAME, AND DECLARE THE SAME TO BE A COMPLETE AND CORRECT STATEMENT OF BUSINESS AND AFFAIRS OF SAID UTILITY FOR THE PERIOD COVERED BY THIS REPORT IN RESPECT TO EACH AND EVERY MATTER AND THING SET FORTH, TO THE BEST OF MY KNOWLEDGE, INFORMATION AND BELIEF.**

**Sworn Statement:** **IN ACCORDANCE WITH THE REQUIREMENTS OF TITLE 40, ARTICLE 8, SECTION 40-401, ARIZONA REVISED STATUTES, IT IS HEREIN REPORTED THAT THE GROSS OPERATING REVENUE OF SAID UTILITY DERIVED FROM ARIZONA INTRASTATE UTILITY OPERATIONS RECEIVED FROM RESIDENTIAL CUSTOMERS DURING THE CALENDAR YEAR WAS:**

Arizona Intrastate Gross Operating Revenues Only (\$)

\$198,386  
(The amount in the box above includes  
\$8,621 in sales taxes  
billed or collected)

[Signature]  
signature of owner/official

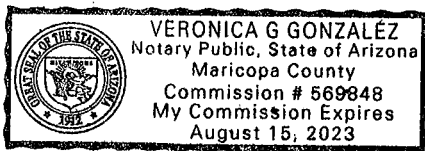
623-935-1100  
telephone no.

SUBSCRIBED AND SWORN TO BEFORE ME A NOTARY PUBLIC  
IN AND FOR THE COUNTY

Maricopa  
(county name)

THIS 4<sup>th</sup> DAY OF April 2023  
(month) and (year)

MY COMMISSION EXPIRES 8/15/23  
(date)



[Signature]  
(signature of notary public)

**Gross-up Sharing Method for Income Tax Statement of Certification**

**Verification:**

State of Arizona I, the undersigned of the  
(state name)

County of (county name): Maricopa  
Name (owner or official) title: Bryan Thomas, President  
Company name: Yavapai Water Company

FOR THE YEAR ENDING: 12/31/22

**Sworn Statement:**

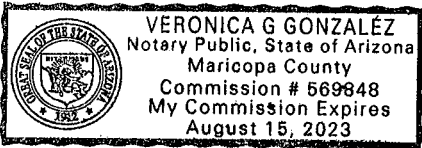
IN ACCORDANCE WITH THE REQUIREMENTS OF DECISION NO. 77084, BECAUSE THE UTILITY REQUIRES THE GROSS UP OF ADVANCES AND CONTRIBUTIONS, I HEREBY STATE THAT THE UTILITY HAS NOT INCURRED NOR IS EXPECTED TO INCUR A NET INCREASE IN CURRENT INCOME TAX EXPENSE OR A DECREASE IN DEFERRED TAX ASSET FOR A CARRY FORWARD ACCORDING TO GAAP IN AN AMOUNT EQUAL TO OR GREATER THAN THE AMOUNT OF THE REQUIRED GROSS UP PAID BY DEVELOPERS IN THE PERIOD COVERED BY THIS ANNUAL REPORT.

BTB  
signature of owner/official  
623-935-1100  
telephone no.

SUBSCRIBED AND SWORN TO BEFORE ME A NOTARY PUBLIC  
IN AND FOR THE COUNTY Maricopa  
(county name)

THIS 4<sup>th</sup> DAY OF April 2023  
(month) and (year)

MY COMMISSION EXPIRES 8/15/23  
(date)



Veronica G Gonzalez  
(signature of notary public)