

ANNUAL REPORT

Of

Company Name: Avra Water Cooperative, Inc.
11821 W. Picture Rocks Rd.

Mailing Address: Tucson AZ
85743

Docket No.: W-02126A
For the Year Ended: 8/31/2020

RECEIVED
UTILITIES DIVISION
2021 APR 26 A 11: 17
ARIZONA CORPORATION
COMMISSION

WATER UTILITY


To

Arizona Corporation Commission

Due on April 15th

Email: Util-Compliance@azcc.gov, mail or deliver the completed Annual Report to:
Arizona Corporation Commission
Compliance Section - Utilities Division
1200 West Washington Street
Phoenix, Arizona 85007

Application Type: Original Filing
Application Date: 3/29/2021



ULLMANN & COMPANY, P.C.
CERTIFIED PUBLIC ACCOUNTANTS

4647 N. 32nd Street, Suite 220 • Phoenix, AZ 85018
Phone (602) 224-0166 • Fax (602) 224-6062 • www.ullmanncpa.com

To the Board of Directors of
Avra Water Co-op, Inc.
Tucson, Arizona

Management is responsible for the accompanying financial statements of Avra Water Co-op, Inc. (a cooperative water utility corporation), which comprise the balance sheets as of August 31, 2020 and 2019, and the related comparative statements of income and expense for the years then ended included in the accompanying prescribed form in accordance with accounting principles generally accepted in the United States of America. We have performed a compilation engagement in accordance with Statements on Standards for Accounting and Review Services promulgated by the Accounting and Review Services Committee of the AICPA. We did not audit or review the financial statements included in the accompanying prescribed form nor were we required to perform any procedures to verify the accuracy or completeness of the information provided by management. We do not express an opinion, a conclusion, nor provide any form of assurance on the financial statements included in the accompanying prescribed form.

The financial statements included in the accompanying prescribed form are presented in accordance with the requirements of the Arizona Corporation Commission, and are not intended to be a presentation in accordance with accounting principles generally accepted in the United States of America.

The supplementary information contained in pages 2-5 and 9-20 of the prescribed form is presented for purposes of additional analysis and is not a required part of the basic financial statements. Such information is the responsibility of management. The supplementary information contained in pages 2, 4-5, 10, and 16-20 was subject to our compilation engagement. We have not audited or reviewed this supplementary information. The supplementary information contained in pages 3, 9, and 11-15 was not subject to our compilation engagement. We do not express an opinion, a conclusion, nor provide any assurance on any supplementary information.

This report is intended solely for the information and use of Avra Water Co-op, Inc. and the Arizona Corporation Commission, and is not intended to be and should not be used by anyone other than these specified parties.

Ullmann & Company

ULLMANN & COMPANY, P.C.
Certified Public Accountants

March 29, 2021

ARIZONA CORPORATION COMMISSION
WATER UTILITY ANNUAL REPORT
Avra Water Cooperative, Inc.
A Class Utility

For the Calendar Year Ended: 8/31/2020

Primary Address: 11821 W. Picture Rocks Road
City: Tucson State: Arizona Zip Code: 85743

Telephone Number: (520) 682-7331

Date of Original Organization of Utility: 1/14/1976

Person to whom correspondence should be addressed concerning this report:

Name: Cathy Kuefler
Telephone No. : (520) 682-7331
Address: 11821 W. Picture Rocks Road
City: Tucson State: Arizona Zip Code: 85743
Email: Cathy@avrawater.com

On-Site Manager

Name: Cathy Kuefler
Telephone No. : (520) 682-7331
Address: 11821 W. Picture Rocks Road
City: Tucson State: Arizona Zip Code: 85743
Email: Cathy@avrawater.com

Attorney

Name: Marc Simon
Telephone No. : (520) 882-1233
Address: One South Church Avenue, Suite 1500
City: Tucson State: Arizona Zip Code: 85701
Email: msimon@swlaw.com

NA

Name: N/A
Telephone No. : N/A
Address: N/A
City: N/A State: Arizona Zip Code: N/A
Email: N/A

NA

Name: N/A
Telephone No. : N/A
Address: N/A
City: N/A State: Arizona Zip Code: N/A
Email: N/A

Ownership: Association--Cooperative

Counties Served: Pima

Important changes during the year

No	For those companies not subject to the affiliated interest rules, has there been a change in ownership or direct control during the year?
	If yes, please provide specific details in the box below.

No	Has the company been notified by any other regulatory authorities during the year, that they are out of compliance?
	If yes, please provide specific details in the box below.

Utility Plant in Service (Water)							
Account No.	Description	Beginning Year Original Cost	Current Year Additions	Current Year Retirements	Adjusted Original Cost	Accumulated Depreciation	OCLD (OC less AD)
301	Organization	\$8,685	\$0	\$0	\$8,685	\$0	\$8,685
302	Franchises	0	0	0	0	0	0
303	Land and Land Rights	228,737	0	0	228,737	0	228,737
304	Structures and Improvements	570,501	77,965	0	648,466	290,792	357,674
305	Collecting & Improving Reservoirs	247,640	0	0	247,640	66,768	180,872
306	Lake, River, Canal Intakes	0	0	0	0	0	0
307	Wells and Springs	3,450,141	1,405	0	3,451,546	1,474,573	1,976,973
308	Infiltration Galleries	0	0	0	0	0	0
309	Supply Mains	0	0	0	0	0	0
310	Power Generation Equipment	0	0	0	0	0	0
311	Pumping Equipment	1,081,963	9,832	0	1,091,795	1,034,713	57,082
320	Water Treatment Equipment	0	0	0	0	0	0
320.1	Water Treatment Plants	10,679	27,183	0	37,862	1,857	36,005
320.2	Solution Chemical Feeders	124,461	15,674	78,000	62,135	44,817	17,318
320.3	Point-of-Use Treatment Devices	0	0	0	0	0	0
330	Distribution Reservoirs and Standpipes	0	0	0	0	0	0
330.1	Storage Tanks	2,687,331	28	0	2,687,359	1,098,399	1,588,960
330.2	Pressure Tanks	0	0	0	0	0	0
331	Transmission and Distribution Mains	7,395,816	14,518	0	7,410,334	3,299,430	4,110,904
333	Services	565,674	2,796	0	568,470	475,222	93,248
334	Meters and Meter Installations	991,989	48,408	16,800	1,023,597	657,156	366,441
335	Hydrants	50,423	0	0	50,423	13,291	37,132
336	Backflow Prevention Devices	0	0	0	0	0	0
339	Other Plant and Misc. Equipment	109,622	0	0	109,622	85,583	24,039
340	Office Furniture and Equipment	233,250	9,928	0	243,178	212,220	30,958
340.1	Computer & Software	60,385	17,908	0	78,293	43,910	34,383
341	Transportation Equipment	192,064	28,957	0	221,021	189,140	31,881
342	Stores Equipment	0	0	0	0	0	0
343	Tools, Shop and Garage Equipment	166,738	4,149	0	170,887	121,335	49,552
344	Laboratory Equipment	0	0	0	0	0	0
345	Power Operated Equipment	54,578	38,284	0	92,862	11,604	81,258
346	Communication Equipment	137,096	100,298	0	237,394	66,295	171,099
347	Miscellaneous Equipment	0	0	0	0	0	0
348	Other Tangible Plant	0	0	0	0	0	0
	Totals	\$18,367,773	\$397,333	\$94,800	\$18,670,306	\$9,187,105	\$9,483,201

Avra Water Cooperative, Inc.
Annual Report
Depreciation Expense for the Current Year (Water)
8/31/2020

Depreciation Expense for the Current Year (Water)									
Account No.	Description	Beginning Year Original Cost	Current Year Additions	Current Year Retirements	Adjusted Original Cost	Fully Depreciated/Non-depreciable Plant	Depreciable Plant	Depreciation Percentages	Depreciation Expense
301	Organization	\$8,685	\$0	\$0	\$8,685	\$8,685	\$0	0.00%	\$0
302	Franchises	0	0	0	0	0	0	0.00%	0
303	Land and Land Rights	228,737	0	0	228,737	228,737	0	0.00%	0
304	Structures and Improvements	570,501	77,965	0	648,466	147,505	500,961	3.33%	15,384
305	Collecting & Improving Reservoirs	247,640	0	0	247,640	0	247,640	2.22%	5,498
306	Lake, River, Canal Intakes	0	0	0	0	0	0	2.50%	0
307	Wells and Springs	3,450,141	1,405	0	3,451,546	0	3,451,546	3.33%	114,913
308	Infiltration Galleries	0	0	0	0	0	0	6.67%	0
309	Supply Mains	0	0	0	0	0	0	2.00%	0
310	Power Generation Equipment	0	0	0	0	0	0	5.00%	0
311	Pumping Equipment	1,081,963	9,832	0	1,091,795	972,257	119,538	12.50%	14,328
320	Water Treatment Equipment	0	0	0	0	0	0	0.00%	0
320.1	Water Treatment Plants	10,679	27,183	0	37,862	0	37,862	3.33%	808
320.2	Solution Chemical Feeders	124,461	15,674	78,000	62,135	72,338	(10,203)	20.00%	4,192
320.3	Point-of-Use Treatment Devices	0	0	0	0	0	0	0.00%	0
330	Distribution Reservoirs and Standpipes	0	0	0	0	0	0	0.00%	0
330.1	Storage Tanks	2,687,331	28	0	2,687,359	0	2,687,359	2.22%	59,659
330.2	Pressure Tanks	0	0	0	0	0	0	5.00%	0
331	Transmission and Distribution Mains	7,395,816	14,518	0	7,410,334	0	7,410,334	2.00%	148,062
333	Services	565,674	2,796	0	568,470	414,999	153,471	3.33%	5,064
334	Meters and Meter Installations	991,989	48,408	16,800	1,023,597	397,809	625,788	8.33%	50,812
335	Hydrants	50,423	0	0	50,423	0	50,423	2.00%	1,008
336	Backflow Prevention Devices	0	0	0	0	0	0	6.67%	0
339	Other Plant and Misc. Equipment	109,622	0	0	109,622	0	109,622	6.67%	7,312
340	Office Furniture and Equipment	233,250	9,928	0	243,178	144,673	98,505	6.67%	6,239
340.1	Computer & Software	60,385	17,908	0	78,293	17,429	60,864	20.00%	10,382
341	Transportation Equipment	192,064	28,957	0	221,021	175,827	45,194	20.00%	6,143
342	Stores Equipment	0	0	0	0	0	0	4.00%	0
343	Tools, Shop and Garage Equipment	166,738	4,149	0	170,887	66,618	104,269	5.00%	5,110
344	Laboratory Equipment	0	0	0	0	0	0	10.00%	0
345	Power Operated Equipment	54,578	38,284	0	92,862	0	92,862	5.00%	3,686
346	Communication Equipment	137,096	100,298	0	237,394	24,340	213,054	10.00%	16,291
347	Miscellaneous Equipment	0	0	0	0	0	0	10.00%	0
348	Other Tangible Plant	0	0	0	0	0	0	10.00%	0
	Subtotal	\$18,367,773	\$397,333	\$94,800	\$18,670,306	\$2,671,217	\$15,999,089		\$474,890

Contribution(s) in Aid of Construction (Gross)	\$5,947,651
Less: Non Amortizable Contribution(s)	0
Fully Amortized Contribution(s)	35,675
Amortizable Contribution(s)	<u>\$5,911,976</u>
Times: Proposed Amortization Rate	2.97%
Amortization of CIAC	\$175,481

Less: Amortization of CIAC \$175,481

DEPRECIATION EXPENSE **\$299,409**

Avra Water Cooperative, Inc.
 Annual Report
 Balance Sheet Assets
 8/31/2020

Balance Sheet Assets				
	Assets		Balance at Beginning of Year (9/1/2019)	Balance at End of Year (8/31/2020)
Account No.	Current and Accrued Assets			
131	Cash		\$1,237,029	\$1,301,134
134	Working Funds		0	0
135	Temporary Cash Investments		0	0
141	Customer Accounts Receivable		233,047	213,637
146	Notes Receivable from Associated Companies		0	0
151	Plant Material and Supplies		76,545	77,016
162	Prepayments		33,372	28,527
174	Miscellaneous Current and Accrued Assets		0	0
	Total Current and Accrued Assets		\$1,579,993	\$1,620,314
Account No.	Fixed Assets			
101	Utility Plant in Service*		\$18,367,773	\$18,670,306
103	Property Held for Future Use		0	0
105	Construction Work in Progress		62,486	4,500
108	Accumulated Depreciation (enter as negative)*		(8,807,014)	(9,187,105)
121	Non-Utility Property		0	0
122	Accumulated Depreciation - Non Utility		0	0
	Total Fixed Assets		\$9,623,245	\$9,487,701
	Total Assets		\$11,203,238	\$11,108,015

*Note these items feed automatically from AR3 UPIS Page 4

Avra Water Cooperative, Inc.
Annual Report
Balance Sheet Liabilities and Owners Equity

Balance Sheet Liabilities and Owners Equity				
	Liabilities		Balance at Beginning of Year (9/1/2019)	Balance at End of Year (8/31/2020)
Account No.	Current Liabilities			
231	Accounts Payable		\$16,782	\$23,233
232	Notes Payable (Current Portion)		162,713	169,783
234	Notes Payable to Associated Companies		0	0
235	Customer Deposits		66,896	66,644
236	Accrued Taxes		93,981	91,420
237	Accrued Interest		0	0
242	Miscellaneous Current and Accrued Liabilities		21,017	26,780
	Total Current Liabilities		\$361,389	\$377,860
	Long Term Debt			
224	Long Term Debt (Notes and Bonds)		\$3,000,253	\$2,855,335
	Deferred Credits			
251	Unamortized Premium on Debt		\$0	\$0
252	Advances in Aid of Construction		66,289	65,269
255	Accumulated Deferred Investment Tax Credits		0	0
271	Contributions in Aid of Construction		5,908,901	5,947,651
272	Less: Amortization of Contributions		(2,620,317)	(2,795,798)
281	Accumulated Deferred Income Tax		0	0
	Total Deferred Credits		\$3,354,873	\$3,217,122
	Total Liabilities		\$6,716,515	\$6,450,317
	Capital Accounts			
201	Common Stock Issued		\$0	\$0
211	Other Paid-In Capital		0	0
215	Retained Earnings		4,486,723	4,657,698
218	Proprietary Capital (Sole Props and Partnerships)		0	0
	Total Capital		\$4,486,723	\$4,657,698
	Total Liabilities and Capital		\$11,203,238	\$11,108,015

Note: Total liabilities and Capital must match total assets for the beginning and end of the year!

Avra Water Cooperative, Inc.
Annual Report
Water Comparative Income Statement
8/31/2020

Water Comparative Income Statement			
Account No.	Calendar Year	Current Year 09/01/2019 - 08/31/2020	Last Year 09/01/2018 - 08/31/2019
	Operating Revenue		
461	Metered Water Revenue	\$1,658,566	\$1,614,152
460	Unmetered Water Revenue	0	0
462	Fire Protection Revenue	0	0
469	Guaranteed Revenues (Surcharges)	0	0
471	Miscellaneous Service Revenues	0	0
474	Other Water Revenue	36,911	42,641
	Total Revenues	\$1,695,477	\$1,656,793
	Operating Expenses		
601	Salaries and Wages	\$426,293	\$415,017
604	Employee Pensions and Benefits	0	0
610	Purchased Water	0	0
615	Purchased Power	111,404	103,083
618	Chemicals	6,052	1,950
620	Materials and Supplies	26,734	9,811
620.1	Repairs and Maintenance	0	0
620.2	Office Supplies and Expense	0	0
630	Contractual Services	0	0
631	Contractual Services - Engineering	0	0
632	Contractual Services - Accounting	38,780	41,936
633	Contractual Services - Legal	3,071	19,776
634	Contractual Services - Management Fees	0	0
635	Contractual Services - Water Testing	9,665	7,664
636	Contractual Services - Other	116,414	111,596
640	Rents	0	0
641	Rental of Building/Real Property	1,012	1,111
642	Rental of Equipment	5,390	5,434
650	Transportation Expenses	34,878	32,478
657	Insurance - General Liability	35,602	32,376
657.1	Insurance - Health and Life	95,752	88,073
665	Regulatory Commission Expense - Rate	0	0
670	Bad Debt Expense	6,755	4,499
675	Miscellaneous Expense	36,209	31,039
403	Depreciation Expense (From Schedule AR4)	299,409	307,664
408	Taxes Other Than Income	35,177	34,060
408.11	Property Taxes	101,794	105,931
409	Income Taxes	0	0
427.1	Customer Security Deposit Interest	2,092	569
	Total Operating Expenses	\$1,392,483	\$1,354,067
	Operating Income / (Loss)	\$302,994	\$302,726
	Other Income / (Expense)		
419	Interest and Dividend Income	\$6,542	\$7,241
421	Non-Utility Income	0	0
426	Miscellaneous Non-Utility (Expense)	0	0
427	Interest (Expense)	(138,560)	(143,928)
	Total Other Income / (Expense)	(\$132,018)	(\$136,687)
	Net Income / (Loss)	\$170,976	\$166,039

Avra Water Cooperative, Inc.
 Annual Report
 Full time equivalent employees
 12/31/20

Full time equivalent employees

	Direct Company	Allocated	Outside service	Total
President				0.0
Vice-president				0.0
Manager	2.0			2.0
Engineering Staff				0.0
System Operator(s)	4.0			4.0
Meter reader				0.0
Customer Service	1.0			1.0
Accounting				0.0
Business Office				0.0
Rates Department				0.0
Administrative Staff	1.0			1.0
Other				0.0
Total	8.0	0.0	0.0	8.0

Avra Water Cooperative, Inc.
 Annual Report
 Supplemental Financial Data (Long-Term Debt)
 8/31/2020

Supplemental Financial Data (Long-Term Debt)					
	Loan #1	Loan #2	Loan #3	Loan #4	Loan #5
Date Issued	9/1/2001	Various	Various	Various	6/28/2020
Source of Loan	WIFA	WIFA	USDA/Rural Housin	USDA/Rural Housing	Jim Click Nissan
ACC Decision No.	60895	64008	64008 & 67159	67159	NA
Reason for Loan	Capital Improv.	Capital Improv.	Capital Improv.	Capital Improv.	Transportation
Dollar Amt. Issued	\$120,000	\$1,946,750	\$1,669,250	\$1,683,750	\$29,492
Amount Outstanding	\$0	\$218,515	\$1,388,078	\$1,394,597	\$27,649
Date of Maturity	9/1/2021	12/1/2023	6/10/2046	8/20/2046	6/28/2024
Interest Rate	3.75%	3.21%	4.50%	4.38%	0.00%
Current Year Interest	\$373	\$13,180	\$61,537	\$63,327	\$0
Current Year Principal	\$5,292	\$103,136	\$27,801	\$29,411	\$1,843

Meter Deposit Balance at Test Year End:	\$18,403
---	----------

Meter Deposits Refunded During the Test Year:	\$2,210
---	---------

List all bonds, notes, loans, and other types of indebtedness in which the proceeds were used in the provision of public utility service. Indebtedness incurred for personal uses by the owner of the utility should not be listed. Input 0 or none if there is nothing to report for that cell.

Water Utility Plant Description (Continued)

For the following three items, list the utility owned assets in each category for each system.

TREATMENT EQUIPMENT:	Accu-Tab chlorination unit at one POE site and a chlorination unit at one well site.
-----------------------------	--

STRUCTURES:	40 x 40 workshop
--------------------	------------------

OTHER:	N/A
---------------	-----

Provide a calculation used to determine the value of one water equivalent residential connection (ERC).

Use one of the following methods:

- (a) If actual flow data are available from the preceding 12 months, divide the total annual single family residence (SFR) gallons sold by the average number of single family residence customers for the same period and divide the result by 365
- (b) If no historical flow data are available, use:
 $ERC = (\text{Total SFR gallons sold (Omit 000)} / 365 \text{ days} / 350 \text{ gallons per day})$

ERC

Method used:

Customer and Other Information	
Name of the System:	AVRA WATER CO-OP
ADEQ Public Water System Number:	AZ0410006
ADWR PCC Number:	91-000414.0000

Month	Number of Customers				
	Single-Family	Multi-Family	Commercial	Turf/Irrigation	Other Non-Residential
January	2,548	0	7	0	10
February	2,576	0	7	0	10
March	2,568	0	7	0	10
April	2,573	0	7	0	10
May	2,569	0	7	0	10
June	2,561	0	7	0	10
July	2,568	0	7	0	10
August	2,583	0	7	0	10
September	2,578	0	7	0	10
October	2,573	0	7	0	10
November	2,568	0	7	0	10
December	2,568	0	7	0	10

If the system has fire hydrants, what is the fire flow requirements? GPM for hrs.

Does the system have chlorination treatment?

Does the Company have an ADWR Gallons Per Capita Per Day (GPCPD) requirement?
 If yes, provide the GPCPD amount:

Is the Water Utility located in an ADWR Active Management Area (AMA)?
 If yes, which AMA?

What is the present system connection capacity (in ERCs *) using existing lines?

What is the future system connection capacity (in ERCs *) upon service area buildout?

Describe any plans and estimated completion dates for any enlargements or improvements of this system.

* an ERC is based on the calculation on the bottom of AR9 page 12.

Avra Water Cooperative, Inc.
 Annual Report
 Utility Shutoffs / Disconnects
 12/31/20

Utility Shutoffs / Disconnects	
Name of the System:	AVRA WATER CO-OP
ADEQ Public Water System Number:	AZ0410006
ADWR PCC Number:	91-000414.0000

Month	Termination without Notice R14-2-410.B	Termination with Notice R14-2- 410.C	Other
January	0	69	0
February	0	26	0
March	0	0	0
April	1	0	0
May	0	0	0
June	0	3	0
July	0	1	0
August	0	0	0
September	0	0	0
October	0	5	0
November	0	15	0
December	0	17	0
Total	1	136	0

Other (description):

Instructions: Fill out the Grey Cells with the relevent information. Input 0 or none if there is nothing recorded in that account or there is no applicable information to report.

Avra Water Cooperative, Inc.
Annual Report
Property Taxes
8/31/2020

Property Taxes	
Amount of actual property taxes paid during Calendar Year 2020 was	\$103,566

If no property taxes paid, explain why.
NONE

Instructions: Fill out the Grey Cells with the relevant information. Input 0 or none if there is nothing recorded in that account or there is no applicable information to report.

Avra Water Cooperative, Inc.
Annual Report
Verification and Sworn Statement (Taxes)
8/31/2020

RECEIVED
UTILITIES DIVISION

Verification and Sworn Statement (Taxes)

2021 APR 26 AM 11:23

Verification: State of Arizona, the undersigned of the
(state name)

ARIZONA CORPORATION
COMMISSION

County of (county name): Pima
Name (owner or official) title: Cathy Kuefler, Administrative Manager
Company name: Avra Water Cooperative, Inc.

DO SAY THAT THIS ANNUAL UTILITY PROPERTY TAX AND SALES TAX REPORT TO THE ARIZONA CORPORATION COMMISSION.

FOR THE YEAR ENDING: 12/31/2020

HAS BEEN PREPARED UNDER MY DIRECTION, FROM THE ORIGINAL BOOKS, PAPERS AND RECORDS OF SAID UTILITY; THAT I HAVE CAREFULLY EXAMINED THE SAME, AND DECLARE THE SAME TO BE A COMPLETE AND CORRECT STATEMENT OF BUSINESS AND AFFAIRS OF SAID UTILITY FOR THE PERIOD COVERED BY THIS REPORT IN RESPECT TO EACH AND EVERY MATTER AND THING SET FORTH, TO THE BEST OF MY KNOWLEDGE, INFORMATION AND BELIEF.

Sworn Statement: I HEREBY ATTEST THAT ALL PROPERTY TAXES FOR SAID COMPANY ARE CURRENT AND PAID IN FULL.

I HEREBY ATTEST THAT ALL SALES TAXES FOR SAID COMPANY ARE CURRENT AND PAID IN FULL.

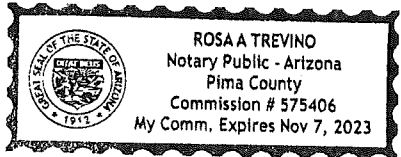
Cathy Kuefler
signature of owner/official

(520) 682-7331
telephone no.

SUBSCRIBED AND SWORN TO BEFORE ME A NOTARY PUBLIC
IN AND FOR THE COUNTY

THIS 15th DAY OF Pima April 2021
(county name) (month) and (year)

MY COMMISSION EXPIRES 11.7.2023
(date)



Rosa Trevino
(signature of notary public)

Verification and Sworn Statement

Verification:

State of Arizona I, the undersigned of the Pima County of (county name):
Name (owner or official) title: Cathy Kuefler, Administrative Manager
Company name: Avra Water Cooperative, Inc.

RECEIVED
UTILITIES DIVISION
2021 APR 26 A 11: 23
ARIZONA CORPORATION
COMMISSION

DO SAY THAT THIS ANNUAL UTILITY PROPERTY TAX AND SALES TAX REPORT TO THE ARIZONA CORPORATION COMMISSION.

FOR THE YEAR ENDING: 12/31/2020

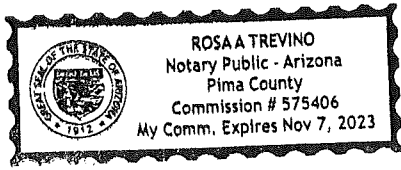
HAS BEEN PREPARED UNDER MY DIRECTION, FROM THE ORIGINAL BOOKS, PAPERS AND RECORDS OF SAID UTILITY; THAT I HAVE CAREFULLY EXAMINED THE SAME, AND DECLARE THE SAME TO BE A COMPLETE AND CORRECT STATEMENT OF BUSINESS AND AFFAIRS OF SAID UTILITY FOR THE PERIOD COVERED BY THIS REPORT IN RESPECT TO EACH AND EVERY MATTER AND THING SET FORTH, TO THE BEST OF MY KNOWLEDGE, INFORMATION AND BELIEF.

Sworn Statement: IN ACCORDANCE WITH THE REQUIREMENTS OF TITLE 40, ARTICLE 8, SECTION 40-401, ARIZONA REVISED STATUTES, IT IS HEREIN REPORTED THAT THE GROSS OPERATING REVENUE OF SAID UTILITY DERIVED FROM ARIZONA INTRASTATE UTILITY OPERATIONS DURING THE CALENDAR YEAR WAS:

Arizona Intrastate Gross Operating Revenues Only (\$)
\$1,840,590
(The amount in the box above includes
\$106,942 in sales taxes
billed or collected)

Cathy Kuefler
signature of owner/official
(520) 682-7331
telephone no.

SUBSCRIBED AND SWORN TO BEFORE ME A NOTARY PUBLIC
IN AND FOR THE COUNTY Pima
THIS 15th DAY OF April, 2021
(month) and (year)



MY COMMISSION EXPIRES 11.7.2023
(date)
[Signature]
(signature of notary public)

Verification and Sworn Statement (Residential Revenue)

Verification:

State of Arizona I, the undersigned of the
 (state name)

County of (county name): Pima
 Name (owner or official) title: Cathy Kuefler, Administrative Manager
 Company name: Avra Water Cooperative, Inc.

RECEIVED
 UTILITIES DIVISION
 2021 APR 26 A 11: 23
 ARIZONA CORPORATION COMMISSION

DO SAY THAT THIS ANNUAL UTILITY PROPERTY TAX AND SALES TAX REPORT TO THE ARIZONA CORPORATION COMMISSION.

FOR THE YEAR ENDING: 12/31/2020

HAS BEEN PREPARED UNDER MY DIRECTION, FROM THE ORIGINAL BOOKS, PAPERS AND RECORDS OF SAID UTILITY; THAT I HAVE CAREFULLY EXAMINED THE SAME, AND DECLARE THE SAME TO BE A COMPLETE AND CORRECT STATEMENT OF BUSINESS AND AFFAIRS OF SAID UTILITY FOR THE PERIOD COVERED BY THIS REPORT IN RESPECT TO EACH AND EVERY MATTER AND THING SET FORTH, TO THE BEST OF MY KNOWLEDGE, INFORMATION AND BELIEF.

Sworn Statement: IN ACCORDANCE WITH THE REQUIREMENTS OF TITLE 40, ARTICLE 8, SECTION 40-401, ARIZONA REVISED STATUTES, IT IS HEREIN REPORTED THAT THE GROSS OPERATING REVENUE OF SAID UTILITY DERIVED FROM ARIZONA INTRASTATE UTILITY OPERATIONS RECEIVED FROM RESIDENTIAL CUSTOMERS DURING THE CALENDAR YEAR WAS:

Arizona Intrastate Gross Operating Revenues Only (\$)

\$1,817,092

(The amount in the box above includes

\$105,576 in sales taxes billed or collected)

Cathy Kuefler

signature of owner/official

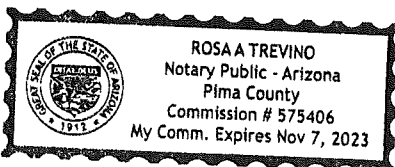
(520) 682-7331
 telephone no.

SUBSCRIBED AND SWORN TO BEFORE ME A NOTARY PUBLIC
 IN AND FOR THE COUNTY

Pima
 (county name)

THIS 15th DAY OF April, 2021
 (month) and (year)

MY COMMISSION EXPIRES 11.7.2023
 (date)



Rosa A Trevino

(signature of notary public)

Avra Water Cooperative, Inc.
Annual Report
Full Gross-up Method for Income Tax Statement of Certification
8/31/2020

RECEIVED
UTILITIES DIVISION

2021 APR 26 A 11:23

Full Gross-up Method for Income Tax Statement of Certification

Verification:

State of Arizona I, the undersigned of the
(state name)

ARIZONA CORPORATION
COMMISSION

County of (county name): Pima
Name (owner or official) title: Cathy Kuefler, Administrative Manager
Company name: Avra Water Cooperative, Inc.

FOR THE YEAR ENDING: 12/31/2020

Sworn Statement:

IN ACCORDANCE WITH THE REQUIREMENTS OF DECISION NO. 77084, BECAUSE THE UTILITY REQUIRES THE GROSS UP OF ADVANCES AND CONTRIBUTIONS, I HEREBY STATE THAT THE UTILITY HAS NOT INCURRED NOR IS EXPECTED TO INCUR A NET INCREASE IN CURRENT INCOME TAX EXPENSE OR A DECREASE IN DEFERRED TAX ASSET FOR A CARRY FORWARD ACCORDING TO GAAP IN AN AMOUNT EQUAL TO OR GREATER THAN THE AMOUNT OF THE REQUIRED GROSS UP PAID BY DEVELOPERS IN THE PERIOD COVERED BY THIS ANNUAL REPORT.

Cathy Kuefler
signature of owner/official
(520) 682-7331
telephone no.

SUBSCRIBED AND SWORN TO BEFORE ME A NOTARY PUBLIC
IN AND FOR THE COUNTY

Pima
(county name)

THIS

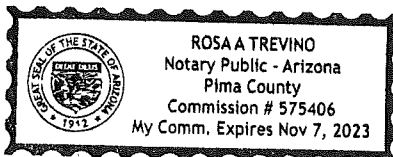
15th

DAY OF

April 2021
(month) and (year)

MY COMMISSION EXPIRES

11-7-2023
(date)



Rosa Trevino
(signature of notary public)