

RECEIVED
UTILITIES DIVISION
2023 APR 21 P 2: 18

ANNUAL REPORT

ARIZONA CORPORATION
COMMISSION

Of

Company Name:

11821 W. Picture Rocks Rd.

Mailing Address:

Tucson AZ
85743

Docket No.: W-02126A

For the Year Ended:

WATER UTILITY

To

Arizona Corporation Commission

Due on April 15th

Email: Util-Compliance@azcc.gov, mail or deliver the completed Annual Report to:

Arizona Corporation Commission
Compliance Section - Utilities Division
1200 West Washington Street
Phoenix, Arizona 85007

Application Type:

Application Date:

ARIZONA CORPORATION COMMISSION
WATER UTILITY ANNUAL REPORT
Avra Water Cooperative, Inc.
A Class Utility

For the Calendar Year Ended: 8/31/2022

Primary Address: 11821 W. Picture Rocks Road
City: Tucson State: Arizona Zip Code: 85743

Telephone Number: (520) 682-7331

Date of Original Organization of Utility: 1/14/1976

Person to whom correspondence should be addressed concerning this report:

Name: Catherine Kuefler Brandon
Telephone No. : (520) 682-7331
Address: 11821 W. Picture Rocks Road
City: Tucson State: Arizona Zip Code: 85743
Email: Cathy@avrawater.com

On-Site Manager

Name: Catherine Kuefler Brandon
Telephone No. : (520) 682-7331
Address: 11821 W. Picture Rocks Road
City: Tucson State: Arizona Zip Code: 85743
Email: Cathy@avrawater.com

Attorney

Name: Margo Rubey
Telephone No. : (520) 882-1200
Address: One South Church Avenue, Suite 1500
City: Tucson State: Arizona Zip Code: 85701
Email: mrubey@swlaw.com

NA

Name: N/A
Telephone No. : N/A
Address: N/A
City: N/A State: Arizona Zip Code: N/A
Email: N/A

NA

Name: N/A
Telephone No. : N/A
Address: N/A
City: N/A State: Arizona Zip Code: N/A
Email: N/A

Ownership: Association--Cooperative

Counties Served: Pima

Important changes during the year
--

No	For those companies not subject to the affiliated interest rules, has there been a change in ownership or direct control during the year?
	If yes, please provide specific details in the box below.

No	Has the company been notified by any other regulatory authorities during the year, that they are out of compliance?
	If yes, please provide specific details in the box below.

Utility Plant in Service (Water)							
Account No.	Description	Beginning Year Original Cost	Current Year Additions	Current Year Retirements	Adjusted Original Cost	Accumulated Depreciation	OCLD (OC less AD)
301	Organization	\$8,685	\$0	\$0	\$8,685	\$0	\$8,685
302	Franchises	0	0	0	0	0	0
303	Land and Land Rights	228,737	0	0	228,737	0	228,737
304	Structures and Improvements	678,118	12,463	0	690,581	325,844	364,737
305	Collecting & Improving Reservoirs	247,640	0	0	247,640	77,763	169,877
306	Lake, River, Canal Intakes	0	0	0	0	0	0
307	Wells and Springs	3,451,862	28	0	3,451,890	1,704,462	1,747,428
308	Infiltration Galleries	0	0	0	0	0	0
309	Supply Mains	0	0	0	0	0	0
310	Power Generation Equipment	0	0	0	0	0	0
311	Pumping Equipment	1,109,179	1,895	0	1,111,074	1,065,065	46,009
320	Water Treatment Equipment	0	0	0	0	0	0
320.1	Water Treatment Plants	37,862	0	0	37,862	4,379	33,483
320.2	Solution Chemical Feeders	62,135	1,513	0	63,648	53,718	9,930
320.3	Point-of-Use Treatment Devices	0	0	0	0	0	0
330	Distribution Reservoirs and Standpipes	0	0	0	0	0	0
330.1	Storage Tanks	2,687,359	101	0	2,687,460	1,217,719	1,469,741
330.2	Pressure Tanks	0	0	0	0	0	0
331	Transmission and Distribution Mains	7,423,496	10,924	0	7,434,420	3,596,348	3,838,072
333	Services	584,942	30,380	0	615,322	486,772	128,550
334	Meters and Meter Installations	1,057,671	91,570	41,685	1,107,556	722,900	384,656
335	Hydrants	54,408	3,200	0	57,608	15,459	42,149
336	Backflow Prevention Devices	0	0	0	0	0	0
339	Other Plant and Misc. Equipment	129,622	11,600	0	141,222	102,595	38,627
340	Office Furniture and Equipment	245,401	0	0	245,401	222,768	22,633
340.1	Computer & Software	92,184	2,938	0	95,122	69,103	26,019
341	Transportation Equipment	230,844	14,063	0	244,907	208,798	36,109
342	Stores Equipment	0	0	0	0	0	0
343	Tools, Shop and Garage Equipment	171,830	3,248	0	175,078	131,353	43,725
344	Laboratory Equipment	0	0	0	0	0	0
345	Power Operated Equipment	92,862	0	0	92,862	20,891	71,971
346	Communication Equipment	240,243	0	0	240,243	109,330	130,913
347	Miscellaneous Equipment	0	0	0	0	0	0
348	Other Tangible Plant	0	0	0	0	0	0
	Totals	\$18,835,080	\$183,923	\$41,685	\$18,977,318	\$10,135,267	\$8,842,051

Avra Water Cooperative, Inc.
Annual Report
Depreciation Expense for the Current Year (Water)
8/31/2022

Depreciation Expense for the Current Year (Water)									
Account No.	Description	Beginning Year Original Cost	Current Year Additions	Current Year Retirements	Adjusted Original Cost	Fully Depreciated/Non-depreciable Plant	Depreciable Plant	Depreciation Percentages	Depreciation Expense
301	Organization	\$8,685	\$0	\$0	\$8,685	\$8,685	\$0	0.00%	\$0
302	Franchises	0	0	0	0	0	0	0.00%	0
303	Land and Land Rights	228,737	0	0	228,737	228,737	0	0.00%	0
304	Structures and Improvements	678,118	12,463	0	690,581	147,505	543,076	3.33%	17,877
305	Collecting & Improving Reservoirs	247,640	0	0	247,640	0	247,640	2.22%	5,498
306	Lake, River, Canal Intakes	0	0	0	0	0	0	2.50%	0
307	Wells and Springs	3,451,862	28	0	3,451,890	0	3,451,890	3.33%	114,947
308	Infiltration Galleries	0	0	0	0	0	0	6.67%	0
309	Supply Mains	0	0	0	0	0	0	2.00%	0
310	Power Generation Equipment	0	0	0	0	0	0	5.00%	0
311	Pumping Equipment	1,109,179	1,895	0	1,111,074	987,134	123,940	12.50%	15,374
320	Water Treatment Equipment	0	0	0	0	0	0	0.00%	0
320.1	Water Treatment Plants	37,862	0	0	37,862	0	37,862	3.33%	1,261
320.2	Solution Chemical Feeders	62,135	1,513	0	63,648	42,662	20,986	20.00%	4,046
320.3	Point-of-Use Treatment Devices	0	0	0	0	0	0	0.00%	0
330	Distribution Reservoirs and Standpipes	0	0	0	0	0	0	0.00%	0
330.1	Storage Tanks	2,687,359	101	0	2,687,460	0	2,687,460	2.22%	59,660
330.2	Pressure Tanks	0	0	0	0	0	0	5.00%	0
331	Transmission and Distribution Mains	7,423,496	10,924	0	7,434,420	0	7,434,420	2.00%	148,579
333	Services	584,942	30,380	0	615,322	414,999	200,323	3.33%	6,165
334	Meters and Meter Installations	1,057,671	91,570	41,685	1,107,556	422,292	685,264	8.33%	55,005
335	Hydrants	54,408	3,200	0	57,608	0	57,608	2.00%	1,120
336	Backflow Prevention Devices	0	0	0	0	0	0	6.67%	0
339	Other Plant and Misc. Equipment	129,622	11,600	0	141,222	0	141,222	6.67%	9,033
340	Office Furniture and Equipment	245,401	0	0	245,401	172,359	73,042	6.67%	4,872
340.1	Computer & Software	92,184	2,938	0	95,122	29,826	65,296	20.00%	12,765
341	Transportation Equipment	230,844	14,063	0	244,907	185,071	59,836	20.00%	10,561
342	Stores Equipment	0	0	0	0	0	0	4.00%	0
343	Tools, Shop and Garage Equipment	171,830	3,248	0	175,078	77,434	97,644	5.00%	4,801
344	Laboratory Equipment	0	0	0	0	0	0	10.00%	0
345	Power Operated Equipment	92,862	0	0	92,862	0	92,862	5.00%	4,643
346	Communication Equipment	240,243	0	0	240,243	24,370	215,873	10.00%	21,587
347	Miscellaneous Equipment	0	0	0	0	0	0	10.00%	0
348	Other Tangible Plant	0	0	0	0	0	0	10.00%	0
	Subtotal	\$18,835,080	\$183,923	\$41,685	\$18,977,318	\$2,741,074	\$16,236,244		\$497,795

Contribution(s) in Aid of Construction (Gross)	\$6,070,652
Less: Non Amortizable Contribution(s)	0
Fully Amortized Contribution(s)	16,550
Amortizable Contribution(s)	\$6,054,102
Times: Proposed Amortization Rate	3.07%
Amortization of CIAC	\$185,616

Less: Amortization of CIAC \$185,616

DEPRECIATION EXPENSE **\$312,179**



ULLMANN & COMPANY, P.C.

CERTIFIED PUBLIC ACCOUNTANTS

4647 N. 32nd Street, Suite 220 • Phoenix, AZ 85018
Phone (602) 224-0166 • Fax (602) 224-6062 • www.ullmanncpa.com

To the Board of Directors of
Avra Water Co-op, Inc.
Tucson, Arizona

Management is responsible for the accompanying financial statements of Avra Water Co-op, Inc. (a cooperative water utility corporation), which comprise the balance sheets as of August 31, 2022 and 2021, and the water comparative income statements for the years then ended included in the accompanying prescribed form in accordance with accounting principles generally accepted in the United States of America. We have performed a compilation engagement in accordance with Statements on Standards for Accounting and Review Services promulgated by the Accounting and Review Services Committee of the AICPA. We did not audit or review the financial statements included in the accompanying prescribed form nor were we required to perform any procedures to verify the accuracy or completeness of the information provided by management. We do not express an opinion, a conclusion, nor provide any assurance on the financial statements included in the accompanying prescribed form.

The financial statements included in the accompanying prescribed form are presented in accordance with the requirements of the Arizona Corporation Commission, and are not intended to be a presentation in accordance with accounting principles generally accepted in the United States of America.

The supplementary information contained in pages 2-5 and 9-20 of the prescribed form is presented for purposes of additional analysis and is not a required part of the basic financial statements. Such information is the responsibility of management. The supplementary information contained in pages 2, 4-5, 10, and 16-20 was subject to our compilation engagement. We have not audited or reviewed this supplementary information. The supplementary information contained in pages 3, 9, and 11-15 was not subject to our compilation engagement. We do not express an opinion, a conclusion, nor provide any assurance on any supplementary information.

This report is intended solely for the information and use of Avra Water Co-op, Inc. and the Arizona Corporation Commission, and is not intended to be and should not be used by anyone other than these specified parties.

Ullmann & Company

ULLMANN & COMPANY, P.C.
Certified Public Accountants

March 2, 2023

Avra Water Cooperative, Inc.
Annual Report
Balance Sheet Assets
8/31/2022

Balance Sheet Assets			
	Assets		
		Balance at Beginning of Year (9/1/2021)	Balance at End of Year (8/31/2022)
Account No.	Current and Accrued Assets		
131	Cash	\$1,509,110	\$1,611,519
134	Working Funds	0	0
135	Temporary Cash Investments	0	0
141	Customer Accounts Receivable	179,400	183,652
146	Notes Receivable from Associated Companies	0	0
151	Plant Material and Supplies	101,021	101,958
162	Prepayments	35,408	34,503
174	Miscellaneous Current and Accrued Assets	0	0
	Total Current and Accrued Assets	\$1,824,939	\$1,931,632
Account No.	Fixed Assets		
101	Utility Plant in Service*	\$18,835,080	\$18,977,318
103	Property Held for Future Use	0	0
105	Construction Work in Progress	4,500	5,010
108	Accumulated Depreciation (enter as negative)*	(9,679,156)	(10,135,267)
121	Non-Utility Property	0	0
122	Accumulated Depreciation - Non Utility	0	0
	Total Fixed Assets	\$9,160,424	\$8,847,061
	Total Assets	\$10,985,363	\$10,778,693

*Note these items feed automatically from AR3 UPIS Page 4

Avra Water Cooperative, Inc.
Annual Report
Balance Sheet Liabilities and Owners Equity

Balance Sheet Liabilities and Owners Equity				
	Liabilities		Balance at Beginning of Year (9/1/2021)	Balance at End of Year (8/31/2022)
Account No.	Current Liabilities			
231	Accounts Payable		\$23,549	\$24,596
232	Notes Payable (Current Portion)		175,829	82,238
234	Notes Payable to Associated Companies		0	0
235	Customer Deposits		65,362	64,685
236	Accrued Taxes		87,363	82,513
237	Accrued Interest		0	0
242	Miscellaneous Current and Accrued Liabilities		24,943	28,334
	Total Current Liabilities		\$377,046	\$282,366
	Long Term Debt			
224	Long Term Debt (Notes and Bonds)		\$2,679,465	\$2,597,258
	Deferred Credits			
251	Unamortized Premium on Debt		\$0	\$0
252	Advances in Aid of Construction		69,106	79,919
255	Accumulated Deferred Investment Tax Credits		0	0
271	Contributions in Aid of Construction		6,003,651	6,070,652
272	Less: Amortization of Contributions		(2,977,984)	(3,163,600)
281	Accumulated Deferred Income Tax		0	0
	Total Deferred Credits		\$3,094,773	\$2,986,971
	Total Liabilities		\$6,151,284	\$5,866,595
	Capital Accounts			
201	Common Stock Issued		\$0	\$0
211	Other Paid-In Capital		0	0
215	Retained Earnings		4,834,079	4,912,098
218	Proprietary Capital (Sole Props and Partnerships)		0	0
	Total Capital		\$4,834,079	\$4,912,098
	Total Liabilities and Capital		\$10,985,363	\$10,778,693

Note: Total liabilities and Capital must match total assets for the beginning and end of the year!

Avra Water Cooperative, Inc.
Annual Report
Water Comparative Income Statement
8/31/2022

Water Comparative Income Statement			
Account No.	Calendar Year	Current Year 09/01/2021 - 08/31/2022	Last Year 09/01/2020 - 08/31/2021
	Operating Revenue		
461	Metered Water Revenue	\$1,674,162	\$1,712,939
460	Unmetered Water Revenue	0	0
462	Fire Protection Revenue	0	0
469	Guaranteed Revenues (Surcharges)	0	0
471	Miscellaneous Service Revenues	0	0
474	Other Water Revenue	40,885	36,571
	Total Revenues	\$1,715,047	\$1,749,510
	Operating Expenses		
601	Salaries and Wages	\$494,210	\$440,498
604	Employee Pensions and Benefits	0	0
610	Purchased Water	0	0
615	Purchased Power	106,372	107,151
618	Chemicals	14,361	11,575
620	Materials and Supplies	36,366	49,020
620.1	Repairs and Maintenance	0	0
620.2	Office Supplies and Expense	0	0
630	Contractual Services	0	0
631	Contractual Services - Engineering	5,686	0
632	Contractual Services - Accounting	38,490	40,010
633	Contractual Services - Legal	491	5,584
634	Contractual Services - Management Fees	0	0
635	Contractual Services - Water Testing	2,839	5,714
636	Contractual Services - Other	145,838	135,541
640	Rents	0	0
641	Rental of Building/Real Property	1,012	1,012
642	Rental of Equipment	5,611	5,109
650	Transportation Expenses	38,716	29,827
657	Insurance - General Liability	41,378	39,940
657.1	Insurance - Health and Life	101,090	103,678
665	Regulatory Commission Expense - Rate	0	0
670	Bad Debt Expense	3,032	(2,098)
675	Miscellaneous Expense	32,387	31,280
403	Depreciation Expense (From Schedule AR4)	312,179	309,865
408	Taxes Other Than Income	40,166	37,425
408.11	Property Taxes	95,516	101,143
409	Income Taxes	0	0
427.1	Customer Security Deposit Interest	218	431
	Total Operating Expenses	\$1,515,958	\$1,452,705
	Operating Income / (Loss)	\$199,089	\$296,805
	Other Income / (Expense)		
419	Interest and Dividend Income	\$832	\$1,929
421	Non-Utility Income	4,358	9,952
426	Miscellaneous Non-Utility (Expense)	0	0
427	Interest (Expense)	(126,260)	(132,305)
	Total Other Income / (Expense)	(\$121,070)	(\$120,424)
	Net Income / (Loss)	\$78,019	\$176,381

Full time equivalent employees

	Direct Company	Allocated	Outside service	Total
President	0.0	0.0	0.0	0.0
Vice-president	0.0	0.0	0.0	0.0
Manager	2.0	0.0	0.0	2.0
Engineering Staff	0.0	0.0	0.0	0.0
System Operator(s)	4.0	0.0	0.0	4.0
Meter reader	0.0	0.0	0.0	0.0
Customer Service	1.0	0.0	0.0	1.0
Accounting	0.0	0.0	0.0	0.0
Business Office	0.0	0.0	0.0	0.0
Rates Department	0.0	0.0	0.0	0.0
Administrative Staff	1.0	0.0	0.0	1.0
Other	0.0	0.0	0.0	0.0
Total	8.0	0.0	0.0	8.0

Avra Water Cooperative, Inc.
 Annual Report
 Supplemental Financial Data (Long-Term Debt)
 8/31/2022

Supplemental Financial Data (Long-Term Debt)				
	Loan #1	Loan #2	Loan #3	Loan #4
Date Issued	Various	Various	Various	6/28/2020
Source of Loan	WIFA	USDA/Rural Housing	USDA/Rural Housing	Jim Click Nissan
ACC Decision No.	64008	64008 & 67159	67159	NA
Reason for Loan	Capital Improv.	Capital Improv.	Capital Improv.	Transportation
Dollar Amt. Issued	\$1,946,750	\$1,669,250	\$1,683,750	\$29,492
Amount Outstanding	\$9,664	\$1,328,587	\$1,331,777	\$12,903
Date of Maturity	12/1/2023	6/10/2046	8/20/2046	6/28/2024
Interest Rate	3.21%	4.50%	4.38%	0.00%
Current Year Interest	\$6,550	\$60,606	\$59,104	\$0
Current Year Principal	\$106,059	\$30,414	\$32,096	\$7,373

Meter Deposit Balance at Test Year End:	\$28,248
---	----------

Meter Deposits Refunded During the Test Year:	\$3,285
---	---------

List all bonds, notes, loans, and other types of indebtedness in which the proceeds were used in the provision of public utility service. Indebtedness incurred for personal uses by the owner of the utility should not be listed. Input 0 or none if there is nothing to report for that cell.

Well and Water Usage

Name of the System: AVRA WATER CO-OP												
ADEQ Public Water System Number: AZ0410006												
ADWR PCC Number: 91-000414.0000												
Well registry 55# (55-XXXXXX):	Pump Horsepower	Pump Yield (gpm)	Casing Depth (feet)	Casing Diameter (inches)	Pump Motor Type **	Year Drilled	Water level 2011	Water level 2021	Meter Size (inches)	How measured:	Active	
55-207058	200	1,260	800	16	Submersible	2006	Unknown	277.5	8	Metered	Yes	
55-214263	250	1,500	780	18	Submersible	2007	Unknown	292.6	8	Metered	Yes	
55-626905	50	300	605	12	Submersible	1972	326	291	4	Metered	Yes	

Name of system water delivered to:	NA
ADWR PCC Number:	#N/A
Source of water delivered to another system	NA
Name of system water received from:	NA
ADWR PCC Number:	#N/A
Source of water received	NA
Well registry 55# (55-XXXXXX):	NA

Month	Water withdrawn (gallons) ¹	Water sold (gallons) ²	Water delivered (sold) to other systems (gallons) ³	Water received (purchased) from other systems (gallons) ⁴	Estimated authorized use (gallons) ⁵	Purchased Power Expense ⁶	Purchased Power (kWh) ⁷
January	14,955,000.00	13,812,185.00	0.00	0.00	800.00	\$3,230	32,840
February	19,663,000.00	17,995,915.00	0.00	0.00	4,800.00	2,943	29,637
March	18,626,000.00	17,412,895.00	0.00	0.00	800.00	3,278	33,840
April	25,434,000.00	23,715,890.00	0.00	0.00	800.00	3,802	41,600
May	26,823,000.00	25,607,850.00	0.00	0.00	800.00	3,975	49,840
June	31,414,000.00	29,757,725.00	0.00	0.00	6,800.00	4,430	53,520
July	31,768,000.00	29,986,840.00	0.00	0.00	800.00	4,009	49,320
August	21,500,000.00	20,488,241.00	0.00	0.00	800.00	3,252	37,440
September	20,947,000.00	20,211,908.00	0.00	0.00	800.00	1,279	38,840
October	24,526,000.00	23,561,575.00	0.00	0.00	800.00	3,919	39,920
November	18,094,000.00	17,876,533.00	0.00	0.00	800.00	3,188	31,840
December	15,428,000.00	15,198,541.00	0.00	0.00	800.00	2,977	27,320
Totals	269,178,000.00	255,626,098.00	0.00	0.00	19,600.00	\$40,282	465,957

If applicable, in the space below please provide a description for all un-metered water use along with amounts:
 When the techs test for chlorine samples and if they have to flush, it would be unmetered. Based on water leaks throughout 2022, we estimate un-metered use to be: 972,395

1 Water withdrawn - Total gallons of water withdrawn from pumped sources.
 2 Water sold - Total gallons from customer meters, and other sales such as construction water.
 3 Water delivered (sold) to other systems - Total gallons of water delivered to other systems.
 4 Water received (purchased) from other systems - Total gallons of water purchased/received from other systems.
 5 Estimated authorized use - Total estimated gallons from authorized metered or unmetered use. Authorized uses such as flushing (mains, services and hydrants) draining/cleaning tanks, process, construction, fire fighting, etc. Non-authorized use (real losses) are service line breaks and leaks, water main breaks, meter inaccuracies and theft.
 6 Enter the total purchased power costs for the power meters associated with this system.
 7 Enter the total purchased kWh used by the power meters associated with this system.

Water Utility Plant Description			
Name of the System:	AVRA WATER CO-OP		
ADEQ Public Water System Number:	AZ0410006		
ADWR PCC Number:	91-000414.0000		

MAINS		
Sizes (inches)	Material	Length (feet)
2.00	PVC	9,545
3.00	PVC	11,050
4.00	PVC	44,605
6.00	PVC	282,153
8.00	PVC	39,723
12.00	PVC/IRON	29,470
16.00	Ductile Iron	15,600
4.00	Ductile Iron	40

CUSTOMER METERS			
Size (inches)	Quantity	Percent over 1,000,000 gallons	Percent over 10 years old
5/8 X 3/4	2,512	0%	30%
0.75	32	0%	63%
1	22	0%	32%
1.5	2	0%	50%
2	3	0%	0%
4	1	0%	0%

SERVICE LINES		
Material	Percent of system	Year installed
PVC	85%	960-2020
Copper	15%	

BOOSTER PUMPS			
Horsepower	GPM	Quantity	
5	100	4	
10	250	3	
20	407	3	
50	936	1	
7.5	100	3	
15	250	3	
25	407	1	
100	936	2	

FIRE HYDRANTS	
Type	Quantity
Standard *	77
Other	0

STORAGE TANKS			
Capacity (gallons)	Material	Quantity	Year installed
50,000	Steel	2	2009
500,000	Steel	4	95&09
700,000	Steel	1	2018

PRESSURE/BLADDER TANKS			
Capacity (gallons)	Material	Quantity	Year installed
240	Steel	1	?
1,500	Steel	1	?
2,000	Steel	1	?
3,000	Steel	1	?
5,000	Steel	3	?
10,000	Steel	1	2009

* A standard fire hydrant has two 2.5 inch hose connection nozzles with 7.5 threads per inch, and one 4.5 inch pumper connection nozzle with 4 threads per inch.

Water Utility Plant Description (Continued)
--

For the following three items, list the utility owned assets in each category for each system.

TREATMENT EQUIPMENT:	Accu-Tab chlorination unit at one POE site and a chlorination unit at another well site.
STRUCTURES:	Two small storage sheds 10 x 12 in size. Two used 40' trailers that have been converted into storage sheds. A 75x25 utility awning and 40x40 steel workshop.
OTHER:	N/A

Provide a calculation used to determine the value of one water equivalent residential connection (ERC).

Use one of the following methods:

- (a) If actual flow data are available from the preceding 12 months, divide the total annual single family residence (SFR) gallons sold by the average number of single family residence customers for the same period and divide the result by 365
- (b) If no historical flow data are available, use:

$$ERC = (\text{Total SFR gallons sold (Omit 000)} / 365 \text{ days} / 350 \text{ gallons per day})$$

ERC

2,031

 Method used:

(b)

Customer and Other Information	
Name of the System:	AVRA WATER CO-OP
ADEQ Public Water System Number:	AZ0410006
ADWR PCC Number:	91-000414.0000

Month	Number of Customers				
	Single-Family	Multi-Family	Commercial	Turf/Irrigation	Other Non-Residential
January	2,614	0	21	0	7
February	2,616	0	21	0	7
March	2,629	0	21	0	7
April	2,621	0	21	0	7
May	2,624	0	21	0	7
June	2,631	0	21	0	7
July	2,629	0	21	0	7
August	2,636	0	21	0	7
September	2,637	0	21	0	7
October	2,641	0	21	0	7
November	2,644	0	21	0	7
December	2,645	0	21	0	7

If the system has fire hydrants, what is the fire flow requirements? GPM for hrs.

Does the system have chlorination treatment?

Does the Company have an ADWR Gallons Per Capita Per Day (GCPCPD) requirement?
 If yes, provide the GPCPD amount:

Is the Water Utility located in an ADWR Active Management Area (AMA)?
 If yes, which AMA?

What is the present system connection capacity (in ERCs *) using existing lines?

What is the future system connection capacity (in ERCs *) upon service area buildout?

Describe any plans and estimated completion dates for any enlargements or improvements of this system.

Our service area consists of primarily dirt roads. We have an area that has had a lot of erosion due to diverted water over the years and during monsoon season it is exceptionally bad. The lines are exposed and leaks are much more frequent. Our goal is to lower the mainline and services in that area in the next year.

* an ERC is based on the calculation on the bottom of AR9 page 12.

Avra Water Cooperative, Inc.
 Annual Report
 Utility Shutoffs / Disconnects
 12/31/22

Utility Shutoffs / Disconnects	
Name of the System:	AVRA WATER CO-OP
ADEQ Public Water System Number:	AZ0410006
ADWR PCC Number:	91-000414.0000

Month	Termination without Notice R14-2-410.B	Termination with Notice R14-2-410.C	Other
January	0	85	0
February	0	34	0
March	0	35	0
April	0	34	0
May	0	51	0
June	0	0	16
July	0	0	23
August	0	51	0
September	0	42	0
October	0	42	0
November	0	14	0
December	0	16	0
Total	0	404	39

Other (description):

If the temperature is over 100 degrees (101 and up) we will put Blue-Tags on the customer's doors/gates to encourage them to call the office to pay their past due bill or make a payment arrangement.

Instructions: Fill out the Grey Cells with the relevant information. Input 0 or none if there is nothing recorded in that account or there is no applicable information to report.

Avra Water Cooperative, Inc.
Annual Report
Property Taxes
8/31/2022

Property Taxes	
Amount of actual property taxes paid during Calendar Year 2022 was	\$97,084

If no property taxes paid, explain why.
N/A

Instructions: Fill out the Grey Cells with the relevant information. Input 0 or none if there is nothing recorded in that account or there is no applicable information to report.

Verification and Sworn Statement (Taxes)

Verification: State of Arizona, I, the undersigned of the
(state name)

County of (county name): Pima
Name (owner or official) title: Catherine Kuefler Brandon, Administrative Manager
Company name: Avra Water Cooperative, Inc.

DO SAY THAT THIS ANNUAL UTILITY PROPERTY TAX AND SALES TAX REPORT TO THE ARIZONA CORPORATION COMMISSION.

FOR THE YEAR ENDING: 12/31/2022

HAS BEEN PREPARED UNDER MY DIRECTION, FROM THE ORIGINAL BOOKS, PAPERS AND RECORDS OF SAID UTILITY; THAT I HAVE CAREFULLY EXAMINED THE SAME, AND DECLARE THE SAME TO BE A COMPLETE AND CORRECT STATEMENT OF BUSINESS AND AFFAIRS OF SAID UTILITY FOR THE PERIOD COVERED BY THIS REPORT IN RESPECT TO EACH AND EVERY MATTER AND THING SET FORTH, TO THE BEST OF MY KNOWLEDGE, INFORMATION AND BELIEF.

Sworn Statement: I HEREBY ATTEST THAT ALL PROPERTY TAXES FOR SAID COMPANY ARE CURRENT AND PAID IN FULL.

I HEREBY ATTEST THAT ALL SALES TAXES FOR SAID COMPANY ARE CURRENT AND PAID IN FULL.

Catherine Kuefler Brandon
signature of owner/official


(520) 682-7331
telephone no.

RECEIVED
UTILITIES DIVISION
2023 APR 21 P 2:19
ARIZONA CORPORATION
COMMISSION

SUBSCRIBED AND SWORN TO BEFORE ME A NOTARY PUBLIC
IN AND FOR THE COUNTY

THIS 11 DAY OF Pima
April 2023
(month) and (year)

MY COMMISSION EXPIRES 5/27/23
(date)

 Rebecca L Hintze
Notary Public
Pima County, Arizona
My Comm. Expires 05/27/2023
Commission No. 565941

Rebecca L Hintze
(signature of notary public)

Verification and Sworn Statement

Verification:

State of Arizona I, the undersigned of the
(state name)
County of (county name): Pima
Name (owner or official) title: Catherine Kuefler Brandon, Administrative Manager
Company name: Avra Water Cooperative, Inc.

DO SAY THAT THIS ANNUAL UTILITY PROPERTY TAX AND SALES TAX REPORT TO THE ARIZONA CORPORATION COMMISSION.

FOR THE YEAR ENDING: 12/31/2022

HAS BEEN PREPARED UNDER MY DIRECTION, FROM THE ORIGINAL BOOKS, PAPERS AND RECORDS OF SAID UTILITY; THAT I HAVE CAREFULLY EXAMINED THE SAME, AND DECLARE THE SAME TO BE A COMPLETE AND CORRECT STATEMENT OF BUSINESS AND AFFAIRS OF SAID UTILITY FOR THE PERIOD COVERED BY THIS REPORT IN RESPECT TO EACH AND EVERY MATTER AND THING SET FORTH, TO THE BEST OF MY KNOWLEDGE, INFORMATION AND BELIEF.

Sworn Statement: IN ACCORDANCE WITH THE REQUIREMENTS OF TITLE 40, ARTICLE 8, SECTION 40-401, ARIZONA REVISED STATUTES, IT IS HEREIN REPORTED THAT THE GROSS OPERATING REVENUE OF SAID UTILITY DERIVED FROM ARIZONA INTRASTATE UTILITY OPERATIONS DURING THE CALENDAR YEAR WAS:

RECEIVED
UTILITIES DIVISION
2023 APR 21 P 2:19
ARIZONA CORPORATION
COMMISSION

Arizona Intrastate Gross Operating Revenues Only (\$)

\$1,807,039

(The amount in the box above includes

\$105,160 in sales taxes

billed or collected)

Catherine Kuefler Brandon
signature of owner/official

(520) 682-7331

telephone no.

SUBSCRIBED AND SWORN TO BEFORE ME A NOTARY PUBLIC
IN AND FOR THE COUNTY

THIS

11


DAY OF

Pima
(county name)

April 2023
(month) and (year)

MY COMMISSION EXPIRES

5/27/2023
(date)

 Rebecca L Hintze
Notary Public
Pima County, Arizona
My Comm. Expires 05/27/2023
Commission No. 565941

Rebecca L Hintze
signature of notary public

Verification and Sworn Statement (Residential Revenue)

Verification:

State of Arizona I, the undersigned of the
(state name)

County of (county name): Pima
Name (owner or official) title: Catherine Kuefler Brandon, Administrative Manager
Company name: Water Cooperative, Inc.

DO SAY THAT THIS ANNUAL UTILITY PROPERTY TAX AND SALES TAX REPORT TO THE ARIZONA CORPORATION COMMISSION.

FOR THE YEAR ENDING: 12/31/2022

HAS BEEN PREPARED UNDER MY DIRECTION, FROM THE ORIGINAL BOOKS, PAPERS AND RECORDS OF SAID UTILITY; THAT I HAVE CAREFULLY EXAMINED THE SAME, AND DECLARE THE SAME TO BE A COMPLETE AND CORRECT STATEMENT OF BUSINESS AND AFFAIRS OF SAID UTILITY FOR THE PERIOD COVERED BY THIS REPORT IN RESPECT TO EACH AND EVERY MATTER AND THING SET FORTH, TO THE BEST OF MY KNOWLEDGE, INFORMATION AND BELIEF.

Sworn Statement: IN ACCORDANCE WITH THE REQUIREMENTS OF TITLE 40, ARTICLE 8, SECTION 40-401, ARIZONA REVISED STATUTES, IT IS HEREIN REPORTED THAT THE GROSS OPERATING REVENUE OF SAID UTILITY DERIVED FROM ARIZONA INTRASTATE UTILITY OPERATIONS RECEIVED FROM RESIDENTIAL CUSTOMERS DURING THE CALENDAR YEAR WAS:

RECEIVED
UTILITIES DIVISION
2023 APR 21 P 2:19
ARIZONA CORPORATION
COMMISSION

Arizona Intrastate Gross Operating Revenues Only (\$)

\$1,773,840

(The amount in the box above includes

\$103,228 in sales taxes
billed or collected)

Catherine Kuefler Brandon
signature of owner/official

(520) 682-7331
telephone no.

SUBSCRIBED AND SWORN TO BEFORE ME A NOTARY PUBLIC
IN AND FOR THE COUNTY

Pima
(county name)

THIS


11

DAY OF

April 2023
(month) and (year)

MY COMMISSION EXPIRES

5/27/2023
(date)


Rebecca L Hintze
Notary Public
Pima County, Arizona
My Comm. Expires 05/27/2023
Commission No. 565941

Rebecca L Hintze
(signature of notary public)

Full Gross-up Method for Income Tax Statement of Certification

Verification:

State of Arizona I, the undersigned of the
(state name)

County of (county name): Pima
Name (owner or official) title: Catherine Kuefler Brandon, Administrative Manager
Company name: Avra Water Cooperative, Inc.

FOR THE YEAR ENDING: 8/31/2022

Sworn Statement:

IN ACCORDANCE WITH THE REQUIREMENTS OF DECISION NO. 77084, BECAUSE THE UTILITY REQUIRES THE GROSS UP OF ADVANCES AND CONTRIBUTIONS, I HEREBY STATE THAT THE UTILITY HAS NOT INCURRED NOR IS EXPECTED TO INCUR A NET INCREASE IN CURRENT INCOME TAX EXPENSE OR A DECREASE IN DEFERRED TAX ASSET FOR A CARRY FORWARD ACCORDING TO GAAP IN AN AMOUNT EQUAL TO OR GREATER THAN THE AMOUNT OF THE REQUIRED GROSS UP PAID BY DEVELOPERS IN THE PERIOD COVERED BY THIS ANNUAL REPORT.

Catherine Kuefler Brandon

signature of owner/official

(520) 682-7331

telephone no.

RECEIVED
UTILITIES DIVISION
2023 APR 21 P 2:18
ARIZONA CORPORATION
COMMISSION

SUBSCRIBED AND SWORN TO BEFORE ME A NOTARY PUBLIC
IN AND FOR THE COUNTY

Pima

(county name)

THIS

11

DAY OF

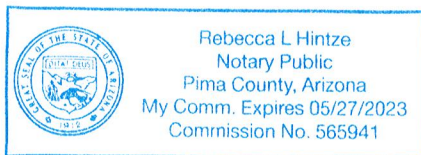
April 2023

(month) and (year)

MY COMMISSION EXPIRES

5/27/2023

(date)



Rebecca L Hintze

(signature of notary public)

AVRA WATER CO-OP, INC.
11821 W. PICTURE ROCKS ROAD
TUCSON, AZ 85743
(520) 682-7331

National Bank of Arizona
91-532/1221

13668

10/12/2022

PAY TO THE ORDER OF Pima County Treasurer

\$ **46,267.89

Forty-Six Thousand Two Hundred Sixty-Seven and 89/100***** DOLLARS

Pima County Treasurer's Office
PO Box 29011
Phoenix, AZ 85038-9011

GENERAL OPERATING ACCOUNT



MEMO

⑈013668⑈ ⑆122105320⑆ 5797188165⑈

10/27/22	101	58
Pima Cty	>004372	651617<



Pay to the Order of Bank of America Phoenix Arizona For Deposit Only Pima County 4372651617

Date: 2022-10-27 Seq #: 01202210277878028636
Account: 5797188165 Serial #: 13668 Amount: \$46,267.89
Dep Seq #: 0712207100004 BOFD: 111310346

IMAGES

ACCOUNT # 00000723686283


See both front and back images of cleared checks at Chase.com. If you're not enrolled in this free service, please enroll now.




006970370316 APR 25 #0000013342 \$50,273.47




006470345112 APR 01 #0000013347 \$2,813.72




008670440845 APR 11 #0000013348 \$2,975.00




008080366170 APR 08 #0000013349 \$6,982.73




008270566077 APR 11 #0000013350 \$12,525.00




003390495373 APR 14 #0000013351 \$65.00




005570398386 APR 06 #0000013352 \$3,669.60



008870391704 APR 26 #0000013353 \$4,435.94



005670789539 APR 22 #0000013354 \$6,630.99



008080014564 APR 26 #0000013355 \$1,283.54