

Rec

ANNUAL REPORT

Of

Company Name: Avra Water Cooperative, Inc.
11821 W. Picture Rocks Rd.

Mailing Address: Tucson AZ
85743

Docket No.: W-02126A
For the Year Ended: 8/31/2019

**RECEIVED
BY EMAIL**

4/02/2020, 05:23 PM
ARIZONA CORPORATION COMMISSION
UTILITIES DIVISION

WATER UTILITY

To

Arizona Corporation Commission

Due on April 15th

Email: rdelafuente@azcc.gov, mail or deliver the completed Annual Report to:
Arizona Corporation Commission
Compliance Section - Utilities Division
1200 West Washington Street
Phoenix, Arizona 85007

Application Type: Original Filing

Application Date: 2/21/2020

ARIZONA CORPORATION COMMISSION
 WATER UTILITY ANNUAL REPORT
 Avra Water Cooperative, Inc.
 A Class Utility

For the Calendar Year Ended: 8/31/2019

Primary Address: 11821 W. Picture Rocks Road
 City: Tucson State: Arizona Zip Code: 85743

Telephone Number: (520) 682-7331

Date of Original Organization of Utility: 1/14/1976

Person to whom correspondence should be addressed concerning this report:

Name: Cathy Kuefler
 Telephone No. : (520) 682-7331
 Address: 11821 W. Picture Rocks Road
 City: Tucson State: Arizona Zip Code: 85743
 Email: Cathy@AvraWater.com

On-Site Manager
 Name: Cathy Kuefler
 Telephone No. : (520) 682-7331
 Address: 11821 W. Picture Rocks Road
 City: Tucson State: Arizona Zip Code: 85743
 Email: Cathy@AvraWater.com

Attorney
 Name: Marc Simon
 Telephone No. : (520) 882-1233
 Address: One South Church Avenue, Suite 1500
 City: Tucson State: Arizona Zip Code: 85701
 Email: msimon@swlaw.com

NA
 Name: N/A
 Telephone No. : N/A
 Address: N/A
 City: N/A State: Arizona Zip Code: N/A
 Email: N/A

NA
 Name: N/A
 Telephone No. : N/A
 Address: N/A
 City: N/A State: Arizona Zip Code: N/A
 Email: N/A

Ownership: Association--Cooperative

Counties Served: Pima

Important changes during the year
--

	For those companies not subject to the affiliated interest rules, has there been a change in ownership or direct control during the year?
	If yes, please provide specific details in the box below.
	No

	Has the company been notified by any other regulatory authorities during the year, that they are out of compliance?
	If yes, please provide specific details in the box below.
	No

Utility Plant in Service (Water)							
Account No.	Description	Beginning Year Original Cost	Current Year Additions	Current Year Retirements	Adjusted Original Cost	Accumulated Depreciation	OCLD (OC less AD)
301	Organization	\$8,685	\$0	\$0	\$8,685	\$0	\$8,685
302	Franchises	0	0	0	0	0	0
303	Land and Land Rights	228,737	0	0	228,737	0	228,737
304	Structures and Improvements	485,932	84,569	0	570,501	275,408	295,093
305	Collecting & Improving Reservoirs	247,640	0	0	247,640	61,270	186,370
306	Lake, River, Canal Intakes	0	0	0	0	0	0
307	Wells and Springs	3,449,819	322	0	3,450,141	1,359,660	2,090,481
308	Infiltration Galleries	0	0	0	0	0	0
309	Supply Mains	0	0	0	0	0	0
310	Power Generation Equipment	0	0	0	0	0	0
311	Pumping Equipment	1,077,673	4,290	0	1,081,963	1,020,386	61,577
320	Water Treatment Equipment	0	0	0	0	0	0
320.1	Water Treatment Plants	10,679	0	0	10,679	1,049	9,630
320.2	Solution Chemical Feeders	122,403	2,058	0	124,461	118,625	5,836
320.3	Point-of-Use Treatment Devices	0	0	0	0	0	0
330	Distribution Reservoirs and Standpipes	0	0	0	0	0	0
330.1	Storage Tanks	2,679,270	8,061	0	2,687,331	1,038,740	1,648,591
330.2	Pressure Tanks	0	0	0	0	0	0
331	Transmission and Distribution Mains	7,200,547	195,269	0	7,395,816	3,151,369	4,244,447
333	Services	559,370	6,304	0	565,674	470,158	95,516
334	Meters and Meter Installations	954,173	37,816	0	991,989	623,144	368,845
335	Hydrants	49,098	1,325	0	50,423	12,282	38,141
336	Backflow Prevention Devices	0	0	0	0	0	0
339	Other Plant and Misc. Equipment	109,280	342	0	109,622	78,272	31,350
340	Office Furniture and Equipment	233,250	0	0	233,250	205,981	27,269
340.1	Computer & Software	50,736	9,649	0	60,385	33,528	26,857
341	Transportation Equipment	185,070	6,994	0	192,064	182,996	9,068
342	Stores Equipment	0	0	0	0	0	0
343	Tools, Shop and Garage Equipment	166,232	506	0	166,738	116,224	50,514
344	Laboratory Equipment	0	0	0	0	0	0
345	Power Operated Equipment	54,097	481	0	54,578	7,918	46,660
346	Communication Equipment	76,625	60,471	0	137,096	50,004	87,092
347	Miscellaneous Equipment	0	0	0	0	0	0
348	Other Tangible Plant	0	0	0	0	0	0
	Totals	\$17,949,316	\$418,457	\$0	\$18,367,773	\$8,807,014	\$9,560,759

Avra Water Cooperative, Inc.
 Annual Report
 Depreciation Expense for the Current Year (Water)
 8/31/2019

Depreciation Expense for the Current Year (Water)									
Account No.	Description	Beginning Year Original Cost	Current Year Additions	Current Year Retirements	Adjusted Original Cost	Fully Depreciated/Non-depreciable Plant	Depreciable Plant	Depreciation Percentages	Depreciation Expense
301	Organization	\$8,685	\$0	\$0	\$8,685	\$8,685	\$0	0.00%	\$0
302	Franchises	0	0	0	0	0	0	0.00%	0
303	Land and Land Rights	228,737	0	0	228,737	228,737	0	0.00%	0
304	Structures and Improvements	485,932	84,569	0	570,501	147,505	422,996	3.33%	12,678
305	Collecting & Improving Reservoirs	247,640	0	0	247,640	0	247,640	2.22%	5,498
306	Lake, River, Canal Intakes	0	0	0	0	0	0	2.50%	0
307	Wells and Springs	3,449,819	322	0	3,450,141	0	3,450,141	3.33%	114,884
308	Infiltration Galleries	0	0	0	0	0	0	6.67%	0
309	Supply Mains	0	0	0	0	0	0	2.00%	0
310	Power Generation Equipment	0	0	0	0	0	0	5.00%	0
311	Pumping Equipment	1,077,673	4,290	0	1,081,963	958,376	123,587	12.50%	15,180
320	Water Treatment Equipment	0	0	0	0	0	0	0.00%	0
320.1	Water Treatment Plants	10,679	0	0	10,679	0	10,679	3.33%	356
320.2	Solution Chemical Feeders	122,403	2,058	0	124,461	106,604	17,857	20.00%	3,366
320.3	Point-of-Use Treatment Devices	0	0	0	0	0	0	0.00%	0
330	Distribution Reservoirs and Standpipes	0	0	0	0	0	0	0.00%	0
330.1	Storage Tanks	2,679,270	8,061	0	2,687,331	0	2,687,331	2.22%	59,569
330.2	Pressure Tanks	0	0	0	0	0	0	5.00%	0
331	Transmission and Distribution Mains	7,200,547	195,269	0	7,395,816	0	7,395,816	2.00%	145,964
333	Services	559,370	6,304	0	565,674	414,999	150,675	3.33%	4,913
334	Meters and Meter Installations	954,173	37,816	0	991,989	362,453	629,536	8.33%	50,865
335	Hydrants	49,098	1,325	0	50,423	0	50,423	2.00%	995
336	Backflow Prevention Devices	0	0	0	0	0	0	6.67%	0
339	Other Plant and Misc. Equipment	109,280	342	0	109,622	0	109,622	6.67%	7,300
340	Office Furniture and Equipment	233,250	0	0	233,250	135,900	97,350	6.67%	6,493
340.1	Computer & Software	50,736	9,649	0	60,385	10,604	49,781	20.00%	8,991
341	Transportation Equipment	185,070	6,994	0	192,064	175,110	16,954	20.00%	2,691
342	Stores Equipment	0	0	0	0	0	0	4.00%	0
343	Tools, Shop and Garage Equipment	166,232	506	0	166,738	66,184	100,554	5.00%	5,015
344	Laboratory Equipment	0	0	0	0	0	0	10.00%	0
345	Power Operated Equipment	54,097	481	0	54,578	0	54,578	5.00%	2,717
346	Communication Equipment	76,625	60,471	0	137,096	24,340	112,756	10.00%	8,252
347	Miscellaneous Equipment	0	0	0	0	0	0	10.00%	0
348	Other Tangible Plant	0	0	0	0	0	0	10.00%	0
	Subtotal	\$17,949,316	\$418,457	\$0	\$18,367,773	\$2,639,497	\$15,728,276		\$455,727

Contribution(s) in Aid of Construction (Gross) \$5,908,901
 Less: Non Amortizable Contribution(s) 0
 Fully Amortized Contribution(s) 9,950
 Amortizable Contribution(s) \$5,898,951
 Times: Proposed Amortization Rate 2.51%
 Amortization of CIAC \$148,064

Less: Amortization of CIAC \$148,064

DEPRECIATION EXPENSE **\$307,664**



ULLMANN & COMPANY, P.C.
CERTIFIED PUBLIC ACCOUNTANTS

4647 N. 32nd Street, Suite 220 ▪ Phoenix, AZ 85018
Phone (602) 224-0166 ▪ Fax (602) 224-6062 ▪ www.ullmanncpa.com

To the Board of Directors of
Avra Water Co-op, Inc.
Tucson, Arizona

Management is responsible for the accompanying financial statements of Avra Water Co-op, Inc. (a cooperative water utility corporation), which comprise the balance sheets as of August 31, 2019 and 2018, and the related comparative statements of income and expense for the years then ended included in the accompanying prescribed form in accordance with accounting principles generally accepted in the United States of America. We have performed a compilation engagement in accordance with Statements on Standards for Accounting and Review Services promulgated by the Accounting and Review Services Committee of the AICPA. We did not audit or review the financial statements included in the accompanying prescribed form nor were we required to perform any procedures to verify the accuracy or completeness of the information provided by management. We do not express an opinion, a conclusion, nor provide any form of assurance on the financial statements included in the accompanying prescribed form.

The financial statements included in the accompanying prescribed form are presented in accordance with the requirements of the Arizona Corporation Commission, and are not intended to be a presentation in accordance with accounting principles generally accepted in the United States of America.

The supplementary information contained in pages 2-5 and 9-20 of the prescribed form is presented for purposes of additional analysis and is not a required part of the basic financial statements. Such information is the responsibility of management. The supplementary information contained in pages 2, 4-5, 10, and 16-20 was subject to our compilation engagement. We have not audited or reviewed this supplementary information. The supplementary information contained in pages 3, 9 and 11-15 was not subject to our compilation engagement. We do not express an opinion, a conclusion, nor provide any assurance on any supplementary information.

This report is intended solely for the information and use of Avra Water Co-op, Inc. and the Arizona Corporation Commission, and is not intended to be and should not be used by anyone other than these specified parties.

Ullmann & Company

ULLMANN & COMPANY, P.C.
Certified Public Accountants

February 27, 2020

Avra Water Cooperative, Inc.
 Annual Report
 Balance Sheet Assets
 8/31/2019

Balance Sheet Assets				
	Assets		Balance at Beginning of Year (9/1/2018)	Balance at End of Year (8/31/2019)
Account No.	Current and Accrued Assets			
131	Cash		\$1,373,562	\$1,237,029
134	Working Funds		0	0
135	Temporary Cash Investments		0	0
141	Customer Accounts Receivable		197,744	233,047
146	Notes Receivable from Associated Companies		0	0
151	Plant Material and Supplies		70,025	76,545
162	Prepayments		39,874	33,372
174	Miscellaneous Current and Accrued Assets		0	0
	Total Current and Accrued Assets		\$1,681,205	\$1,579,993
Account No.	Fixed Assets			
101	Utility Plant in Service*		\$17,949,316	\$18,367,773
103	Property Held for Future Use		0	0
105	Construction Work in Progress		23,800	62,486
108	Accumulated Depreciation (enter as negative)*		(8,351,287)	(8,807,014)
121	Non-Utility Property		0	0
122	Accumulated Depreciation - Non Utility		0	0
	Total Fixed Assets		\$9,621,829	\$9,623,245
	Total Assets		\$11,303,034	\$11,203,238

*Note these items feed automatically from AR3 UPIS Page 4

Avra Water Cooperative, Inc.
Annual Report
Balance Sheet Liabilities and Owners Equity

Balance Sheet Liabilities and Owners Equity				
	Liabilities		Balance at Beginning of Year (9/1/2018)	Balance at End of Year (8/31/2019)
Account No.	Current Liabilities			
231	Accounts Payable		\$20,018	\$16,782
232	Notes Payable (Current Portion)		163,034	162,713
234	Notes Payable to Associated Companies		0	0
235	Customer Deposits		61,877	66,896
236	Accrued Taxes		91,921	93,981
237	Accrued Interest		0	0
242	Miscellaneous Current and Accrued Liabilities		19,706	21,017
	Total Current Liabilities		\$356,556	\$361,389
	Long Term Debt			
224	Long Term Debt (Notes and Bonds)		\$3,165,613	\$3,000,253
	Deferred Credits			
251	Unamortized Premium on Debt		\$0	\$0
252	Advances in Aid of Construction		60,408	66,289
255	Accumulated Deferred Investment Tax Credits		0	0
271	Contributions in Aid of Construction		5,872,026	5,908,901
272	Less: Amortization of Contributions		(2,472,253)	(2,620,317)
281	Accumulated Deferred Income Tax		0	0
	Total Deferred Credits		\$3,460,181	\$3,354,873
	Total Liabilites		\$6,982,350	\$6,716,515
	Capital Accounts			
201	Common Stock Issued		\$0	\$0
211	Other Paid-In Capital		0	0
215	Retained Earnings		4,320,684	4,486,723
218	Proprietary Capital (Sole Props and Partnerships)		0	0
	Total Capital		\$4,320,684	\$4,486,723
	Total Liabilities and Capital		\$11,303,034	\$11,203,238

Note: Total liabilities and Capital must match total assets for the beginning and end of the year!

Avra Water Cooperative, Inc.
Annual Report
Water Comparative Income Statement
8/31/2019

Water Comparative Income Statement			
Account No.	Calendar Year	Current Year 09/01/2018 - 08/31/2019	Last Year 09/01/2017 - 08/31/2018
	Operating Revenue		
461	Metered Water Revenue	\$1,614,152	\$1,670,417
460	Unmetered Water Revenue	0	0
462	Fire Protection Revenue	0	0
469	Guaranteed Revenues (Surcharges)	0	0
471	Miscellaneous Service Revenues	0	0
474	Other Water Revenue	42,641	45,651
	Total Revenues	\$1,656,793	\$1,716,068
	Operating Expenses		
601	Salaries and Wages	\$415,017	\$346,762
604	Employee Pensions and Benefits	0	0
610	Purchased Water	0	0
615	Purchased Power	103,083	110,494
618	Chemicals	1,950	1,806
620	Materials and Supplies	9,811	12,174
620.1	Repairs and Maintenance	0	0
620.2	Office Supplies and Expense	0	0
630	Contractual Services	0	0
631	Contractual Services - Engineering	0	1,029
632	Contractual Services - Accounting	41,936	32,090
633	Contractual Services - Legal	19,776	1,528
634	Contractual Services - Management Fees	0	0
635	Contractual Services - Water Testing	7,664	8,692
636	Contractual Services - Other	111,596	83,946
640	Rents	0	0
641	Rental of Building/Real Property	1,111	1,146
642	Rental of Equipment	5,434	4,669
650	Transportation Expenses	32,478	41,350
657	Insurance - General Liability	32,376	34,252
657.1	Insurance - Health and Life	88,073	65,578
665	Regulatory Commission Expense - Rate	0	0
670	Bad Debt Expense	4,499	3,716
675	Miscellaneous Expense	31,039	41,156
403	Depreciation Expense (From Schedule AR4)	307,664	290,620
408	Taxes Other Than Income	34,060	32,504
408.11	Property Taxes	105,931	105,410
409	Income Taxes	0	0
427.1	Customer Security Deposit Interest	569	2,904
	Total Operating Expenses	\$1,354,067	\$1,221,826
	Operating Income / (Loss)	\$302,726	\$494,242
	Other Income / (Expense)		
419	Interest and Dividend Income	\$7,241	\$4,916
421	Non-Utility Income	0	0
426	Miscellaneous Non-Utility (Expense)	0	0
427	Interest (Expense)	(143,928)	(152,911)
	Total Other Income / (Expense)	(\$136,687)	(\$147,995)
	Net Income / (Loss)	\$166,039	\$346,247

Avra Water Cooperative, Inc.
 Annual Report
 Full time equivalent employees
 12/31/19

Full time equivalent employees

	Direct Company	Allocated	Outside service	Total
President				0.0
Vice-president				0.0
Manager	1.0			1.0
Engineering Staff				0.0
System Operator(s)	5.0			5.0
Meter reader				0.0
Customer Service	1.0			1.0
Accounting				0.0
Business Office				0.0
Rates Department				0.0
Administrative Staff	1.0			1.0
Other				0.0
Total	8.0	0.0	0.0	8.0

Avra Water Cooperative, Inc.
 Annual Report
 Supplemental Financial Data (Long-Term Debt)
 8/31/2019

Supplemental Financial Data (Long-Term Debt)				
	Loan #1	Loan #2	Loan #3	Loan #4
Date Issued	9/1/2001	Varies	Varies	Varies
Source of Loan	WIFA	WIFA	USDA/Rural Housing	USDA/Rural Housing
ACC Decision No.	60895	64008	64008 & 67159	67159
Reason for Loan	Capital Impr.	Capital Impr.	Capital Impr.	Capital Impr.
Dollar Amt. Issued	\$120,000	\$1,946,750	\$1,669,250	\$1,683,750
Amount Outstanding	\$5,292	\$321,651	\$1,415,879	\$1,424,009
Date of Maturity	9/1/2021	12/1/2023	6/10/2046	8/20/2046
Interest Rate	3.75%	3.21%	4.50%	4.38%
Current Year Interest	\$846	\$15,585	\$64,548	\$62,793
Current Year Principal	\$6,803	\$104,286	\$26,580	\$28,154

Meter Deposit Balance at Test Year End:	\$19,367
---	----------

Meter Deposits Refunded During the Test Year:	\$2,465
---	---------

List all bonds, notes, loans, and other types of indebtedness in which the proceeds were used in the provision of public utility service. Indebtedness incurred for personal uses by the owner of the utility should not be listed. Input 0 or none if there is nothing to report for that cell.

Well and Water Usage												
Name of the System:		AVRA WATER CO-OP										
ADEQ Public Water System Number:		AZ0410006										
ADWR PCC Number:		91-000414.0000										
Well registry 55# (55-XXXXXX):	Pump Horsepower	Pump Yield (gpm)	Casing Depth (feet)	Casing Diameter (inches)	Pump Motor Type **	Year Drilled	Water level 2010	Water level 2019	Meter Size (inches)	How measured:	Active	
55-207058	200	1,260	800	16	Submersible	2006	315	304.3	8	Metered	Yes	Yes
55-214263	250	1,500	780	18	Submersible	2007	320	303.4	8	Metered	Yes	Yes
55-626905	50	300	605	12	Submersible	1972	337	288.5	4	Metered	Yes	Yes

Name of system water delivered to: _____
 ADWR PCC Number: _____
 Source of water delivered to another system _____

Name of system water received from: _____
 ADWR PCC Number: _____
 Source of water received _____
 Well registry 55# (55-XXXXXX): _____

Month	Water withdrawn (gallons) ¹	Water sold (gallons) ²	Water delivered (sold) to other systems (gallons) ³	Water received (purchased) from other systems (gallons) ⁴	Estimated authorized use (gallons) ⁵	Purchased Power Expense ⁶	Purchased Power (kWh) ⁷
January	17,609,000.00	15,025,406.00	0.00	0.00	0.00	\$4,815	26,800
February	11,029,000.00	11,732,691.00	0.00	0.00	0.00	2,438	23,960
March	19,846,000.00	15,026,358.00	0.00	0.00	6,000.00	3,308	34,760
April	19,846,000.00	19,986,590.00	0.00	0.00	0.00	3,091	42,800
May	24,138,000.00	20,152,636.00	0.00	0.00	1,200.00	3,175	45,320
June	29,319,000.00	29,881,904.00	0.00	0.00	1,000.00	3,697	55,080
July	28,742,000.00	28,220,790.00	0.00	0.00	0.00	3,646	54,600
August	28,073,000.00	27,071,222.00	0.00	0.00	2,200.00	3,625	53,120
September	22,841,000.00	26,639,139.00	0.00	0.00	0.00	4,166	41,080
October	22,056,000.00	21,265,223.00	0.00	0.00	0.00	7,143	42,400
November	17,531,000.00	17,600,205.00	0.00	0.00	0.00	5,664	28,200
December	15,627,000.00	14,953,358.00	0.00	0.00	0.00	2,402	26,920
Totals	256,657,000.00	247,555,522.00	0.00	0.00	10,400.00	\$47,170	475,040

If applicable, in the space below please provide a description for all un-metered water use along with amounts:
 Based on water thefts and leaks throughout 2019, we estimate the loss to be 25,000 gallons.

1 Water withdrawn - Total gallons of water withdrawn from pumped sources.
 2 Water sold - Total gallons from customer meters, and other sales such as construction water.
 3 Water delivered (sold) to other systems - Total gallons of water delivered to other systems.
 4 Water received (purchased) from other systems - Total gallons of water purchased/received from other systems.
 5 Estimated authorized use - Total estimated gallons from authorized metered or unmetered use. Authorized uses such as flushing (mains, services and hydrants) draining/cleaning tanks, process, construction, fire fighting, etc. Non-authorized use (real losses) are service line breaks and leaks, water main breaks, meter inaccuracies and theft.
 6 Enter the total purchased power costs for the power meters associated with this system.
 7 Enter the total purchased kWh used by the power meters associated with this system.

Water Utility Plant Description		
Name of the System:	AVRA WATER CO-OP	
ADEQ Public Water System Number:	AZ0410006	
ADWR PCC Number:	91-000414.0000	

MAINS		
Sizes (inches)	Material	Length (feet)
2.00	PVC	9,545
3.00	PVC	11,050
4.00	PVC	44,605
6.00	PVC	282,153
8.00	PVC	39,723
12.00	PVC/IRON	29,470

CUSTOMER METERS			
Size (inches)	Quantity	Percent over 1,00,000 gallons	Percent over 10 years old
5/8 X 3/4	2,512	0%	39%
0.75	32	0%	63%
1	22	0%	32%
1.5	2	0%	50%
2	3	0%	0%
4	1	0%	0%

SERVICE LINES		
Material	Percent of system	Year installed
PVC	85%	960-2020
Copper	15%	90-

BOOSTER PUMPS			
Horsepower	GPM	Quantity	
5	100	4	
10	250	3	
20	407	3	
50	936	1	
7.5	100	3	
15	250	3	
25	407	1	
100	936	2	

FIRE HYDRANTS	
Type	Quantity
Standard *	77
Other	0

STORAGE TANKS			
Capacity (gallons)	Material	Quantity	Year installed
50,000	Steel	2	2009
500,000	Steel	4	95-09
700,000	Steel	1	2018

PRESSURE/BLADDER TANKS			
Capacity (gallons)	Material	Quantity	Year installed
240	Steel	1	
1,500	Steel	1	
2,000	Steel	1	
3,000	Steel	1	
5,000	Steel	3	
10,000	Steel	1	2009

* A standard fire hydrant has two 2.5 inch hose connection nozzles with 7.5 threads per inch, and one 4.5 inch pumper connection nozzle with 4 threads per inch.

Water Utility Plant Description (Continued)
--

For the following three items, list the utility owned assets in each category for each system.

TREATMENT EQUIPMENT:	One Sodium Hypochlorite injector at one well site and one sodium hypochloride generator at one POE site.
STRUCTURES:	Two small storage sheds 10 x 12 in size. Two used 40' trailers that have been converted into storage sheds. A 75x25 utility awning, and 40x40 steel workshop
OTHER:	N/A

Provide a calculation used to determine the value of one water equivalent residential connection (ERC).

Use one of the following methods:

- (a) If actual flow data are available from the preceding 12 months, divide the total annual single family residence (SFR) gallons sold by the average number of single family residence customers for the same period and divide the result by 365
- (b) If no historical flow data are available, use:

$$ERC = (\text{Total SFR gallons sold (Omit 000)} / 365 \text{ days} / 350 \text{ gallons per day})$$

ERC

245

 Method used:

(a)

Customer and Other Information	
Name of the System:	AVRA WATER CO-OP
ADEQ Public Water System Number:	AZ0410006
ADWR PCC Number:	91-000414.0000

Month	Number of Customers				
	Single-Family	Multi-Family	Commercial	Turf/Irrigation	Other Non-Residential
January	2,548	0	7	0	8
February	2,576	0	7	0	8
March	2,568	0	7	0	8
April	2,573	0	7	0	8
May	2,569	0	7	0	8
June	2,561	0	7	0	8
July	2,568	0	7	0	8
August	2,583	0	7	0	8
September	2,578	0	7	0	8
October	2,573	0	7	0	8
November	2,568	0	7	0	8
December	2,568	0	7	0	8

If the system has fire hydrants, what is the fire flow requirements? GPM for hrs.

Does the system have chlorination treatment?

Does the Company have an ADWR Gallons Per Capita Per Day (GCPCPD) requirement?
 If yes, provide the GPCPD amount:

Is the Water Utility located in an ADWR Active Management Area (AMA)?
 If yes, which AMA?

What is the present system connection capacity (in ERCs *) using existing lines?

What is the future system connection capacity (in ERCs *) upon service area buildout?

Describe any plans and estimated completion dates for any enlargements or improvements of this system.

* an ERC is based on the calculation on the bottom of AR9 page 12.

Avra Water Cooperative, Inc.
 Annual Report
 Utility Shutoffs / Disconnects
 12/31/19

Utility Shutoffs / Disconnects	
Name of the System:	AVRA WATER CO-OP
ADEQ Public Water System Number:	AZ0410006
ADWR PCC Number:	91-000414.0000

Month	Termination without Notice R14-2-410.B	Termination with Notice R14-2-410.C	Other
January	0	41	0
February	0	17	0
March	0	51	0
April	0	36	0
May	0	26	0
June	0	15	0
July	0	31	0
August	0	23	0
September	0	27	0
October	0	49	0
November	0	40	0
December	0	16	0
Total	0	372	0

Other (description):

There were no other terminations.

Instructions: Fill out the Grey Cells with the relevent information. Input 0 or none if there is nothing recorded in that account or there is no applicable information to report.

Avra Water Cooperative, Inc.
Annual Report
Property Taxes
8/31/2019

Property Taxes	
Amount of actual property taxes paid during Calendar Year 2019 was	\$104,378

<p>If no property taxes paid, explain why.</p> <p>NONE</p>
--

Instructions: Fill out the Grey Cells with the relevant information. Input 0 or none if there is nothing recorded in that account or there is no applicable information to report.

Verification and Sworn Statement (Taxes)

Verification: State of Arizona I, the undersigned of the
(state name)

County of (county name): Pima
Name (owner or official) title: Cathy Kuefler, Administrative Manager
Company name: Avra Water Cooperative, Inc.

DO SAY THAT THIS ANNUAL UTILITY PROPERTY TAX AND SALES TAX REPORT TO THE ARIZONA CORPORATION COMMISSION.

FOR THE YEAR ENDING: 12/31/2019

HAS BEEN PREPARED UNDER MY DIRECTION, FROM THE ORIGINAL BOOKS, PAPERS AND RECORDS OF SAID UTILITY; THAT I HAVE CAREFULLY EXAMINED THE SAME, AND DECLARE THE SAME TO BE A COMPLETE AND CORRECT STATEMENT OF BUSINESS AND AFFAIRS OF SAID UTILITY FOR THE PERIOD COVERED BY THIS REPORT IN RESPECT TO EACH AND EVERY MATTER AND THING SET FORTH, TO THE BEST OF MY KNOWLEDGE, INFORMATION AND BELIEF.

Sworn Statement: I HEREBY ATTEST THAT ALL PROPERTY TAXES FOR SAID COMPANY ARE CURRENT AND PAID IN FULL.

I HEREBY ATTEST THAT ALL SALES TAXES FOR SAID COMPANY ARE CURRENT AND PAID IN FULL.

**RECEIVED
BY EMAIL**
4/02/2020, 05:23 PM
ARIZONA CORPORATION COMMISSION
UTILITIES DIVISION

Cathy Kuefler
signature of owner/official

(520) 682-7331
telephone no.

SUBSCRIBED AND SWORN TO BEFORE ME A NOTARY PUBLIC
IN AND FOR THE COUNTY

THIS

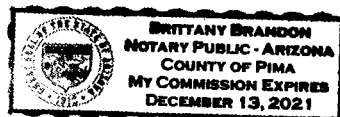
29th

DAY OF

Pima
(county name)
March 2020
(month) and (year)

MY COMMISSION EXPIRES

3/29/20
(date)



[Signature]
(signature of notary public)

Verification and Sworn Statement

Verification:

State of Arizona I, the undersigned of the
(state name)
County of (county name): Pima
Name (owner or official) title: Cathy Kuefler, Administrative Manager
Company name: Avra Water Cooperative, Inc.

DO SAY THAT THIS ANNUAL UTILITY PROPERTY TAX AND SALES TAX REPORT TO THE ARIZONA CORPORATION COMMISSION.

FOR THE YEAR ENDING: 12/31/2019

HAS BEEN PREPARED UNDER MY DIRECTION, FROM THE ORIGINAL BOOKS, PAPERS AND RECORDS OF SAID UTILITY; THAT I HAVE CAREFULLY EXAMINED THE SAME, AND DECLARE THE SAME TO BE A COMPLETE AND CORRECT STATEMENT OF BUSINESS AND AFFAIRS OF SAID UTILITY FOR THE PERIOD COVERED BY THIS REPORT IN RESPECT TO EACH AND EVERY MATTER AND THING SET FORTH, TO THE BEST OF MY KNOWLEDGE, INFORMATION AND BELIEF.

Sworn Statement: IN ACCORDANCE WITH THE REQUIREMENTS OF TITLE 40, ARTICLE 8, SECTION 40-401, ARIZONA REVISED STATUTES, IT IS HEREIN REPORTED THAT THE GROSS OPERATING REVENUE OF SAID UTILITY DERIVED FROM ARIZONA INTRASTATE UTILITY OPERATIONS DURING THE CALENDAR YEAR WAS:

**RECEIVED
BY EMAIL**
4/02/2020, 05:23 PM
ARIZONA CORPORATION COMMISSION
UTILITIES DIVISION

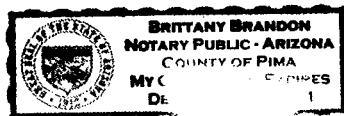
Arizona Intrastate Gross Operating Revenues Only (\$) \$1,758,956
(The amount in the box above includes \$97,505 in sales taxes billed or collected)

Cathy Kuefler
signature of owner/official
(520) 682-7331
telephone no.

SUBSCRIBED AND SWORN TO BEFORE ME A NOTARY PUBLIC
IN AND FOR THE COUNTY

THIS 29th DAY OF Pima (county name) March 2020 (month) and (year)

MY COMMISSION EXPIRES 3/29/20 (date)



[Signature]
(signature of notary public)

Verification and Sworn Statement (Residential Revenue)

Verification:

State of Arizona I, the undersigned of the
(state name)

County of (county name): Pima
Name (owner or official) title: Cathy Kuefler, Adminstrative Manager
Company name: Avra Water Cooperative, Inc.

DO SAY THAT THIS ANNUAL UTILITY PROPERTY TAX AND SALES TAX REPORT TO THE ARIZONA CORPORATION COMMISSION.

FOR THE YEAR ENDING: 12/31/2019

HAS BEEN PREPARED UNDER MY DIRECTION, FROM THE ORIGINAL BOOKS, PAPERS AND RECORDS OF SAID UTILITY; THAT I HAVE CAREFULLY EXAMINED THE SAME, AND DECLARE THE SAME TO BE A COMPLETE AND CORRECT STATEMENT OF BUSINESS AND AFFAIRS OF SAID UTILITY FOR THE PERIOD COVERED BY THIS REPORT IN RESPECT TO EACH AND EVERY MATTER AND THING SET FORTH, TO THE BEST OF MY KNOWLEDGE, INFORMATION AND BELIEF.

Sworn Statement: IN ACCORDANCE WITH THE REQUIREMENTS OF TITLE 40, ARTICLE 8, SECTION 40-401, ARIZONA REVISED STATUTES, IT IS HEREIN REPORTED THAT THE GROSS OPERATING REVENUE OF SAID UTILITY DERIVED FROM ARIZONA INTRASTATE UTILITY OPERATIONS RECEIVED FROM RESIDENTIAL CUSTOMERS DURING THE CALENDAR YEAR WAS:

Arizona Intrastate Gross Operating Revenues Only (\$)

\$1,717,712

(The amount in the box above includes

\$95,219 in sales taxes billed or collected)

**RECEIVED
BY EMAIL**

4/02/2020, 05:23 PM

ARIZONA CORPORATION COMMISSION
UTILITIES DIVISION

Cathy Kuefler

signature of owner/official

(520) 682-7331

telephone no.


SUBSCRIBED AND SWORN TO BEFORE ME A NOTARY PUBLIC
IN AND FOR THE COUNTY

Pima
(county name)

THIS 29th DAY OF March 2020
(month) and (year)

MY COMMISSION EXPIRES

3/29/20
(date)



Brittany Brandon

(signature of notary public)

Full Gross-up Method for Income Tax Statement of Certification

Verification:

State of Arizona I, the undersigned of the
(state name)

County of (county name): Pima
Name (owner or official) title: Cathy Kuefler, Administrative Manager
Company name: Avra Water Cooperative, Inc.

FOR THE YEAR ENDING: 12/31/2019

Sworn Statement:

IN ACCORDANCE WITH THE REQUIREMENTS OF DECISION NO. 77084, BECAUSE THE UTILITY REQUIRES THE GROSS UP OF ADVANCES AND CONTRIBUTIONS, I HEREBY STATE THAT THE UTILITY HAS NOT INCURRED NOR IS EXPECTED TO INCUR A NET INCREASE IN CURRENT INCOME TAX EXPENSE OR A DECREASE IN DEFERRED TAX ASSET FOR A CARRY FORWARD ACCORDING TO GAAP IN AN AMOUNT EQUAL TO OR GREATER THAN THE AMOUNT OF THE REQUIRED GROSS UP PAID BY DEVELOPERS IN THE PERIOD COVERED BY THIS ANNUAL REPORT.

**RECEIVED
BY EMAIL**

4/02/2020, 05:23 PM

ARIZONA CORPORATION COMMISSION
UTILITIES DIVISION



signature of owner/official

(520) 682-7331

telephone no.

SUBSCRIBED AND SWORN TO BEFORE ME A NOTARY PUBLIC
IN AND FOR THE COUNTY

Pima
(county name)

THIS

29th

DAY OF

March 2020
(month) and (year)

MY COMMISSION EXPIRES

3/29/20
(date)



(signature of notary public)



CHASE for BUSINESS



Printed from Chase for Business

\$51,765.60

Mar 25, 2019
Post date

12884
Check #

Total

		AVRA WATER CO-OP, INC. 11821 W. PICTURE ROCKS RD. TUCSON, AZ 85743 (520) 882-7331	CHASE INA - THORNYDALE OFFICE (280) TUCSON, ARIZONA 91-2/1221	12884
PAY TO THE ORDER OF Pima County Treasurer		2/28/2019		\$ **51,765.60
Fifty-One Thousand Seven Hundred Sixty-Five and 60/100		DOLLARS		
Pima County Treasurer Pima County Treasurer's Office 115 N Church Ave Tucson, AZ 85701-1199		GENERAL OPERATING ACCOUNT 		
MEMO				
SECURITY FEATURES BUILT INTO THIS CHECK INCLUDE:				
⑈0 1 2884⑈		⑆ 1 22 1000 24⑆		7 23686 283⑈

CHASE *for* BUSINESS

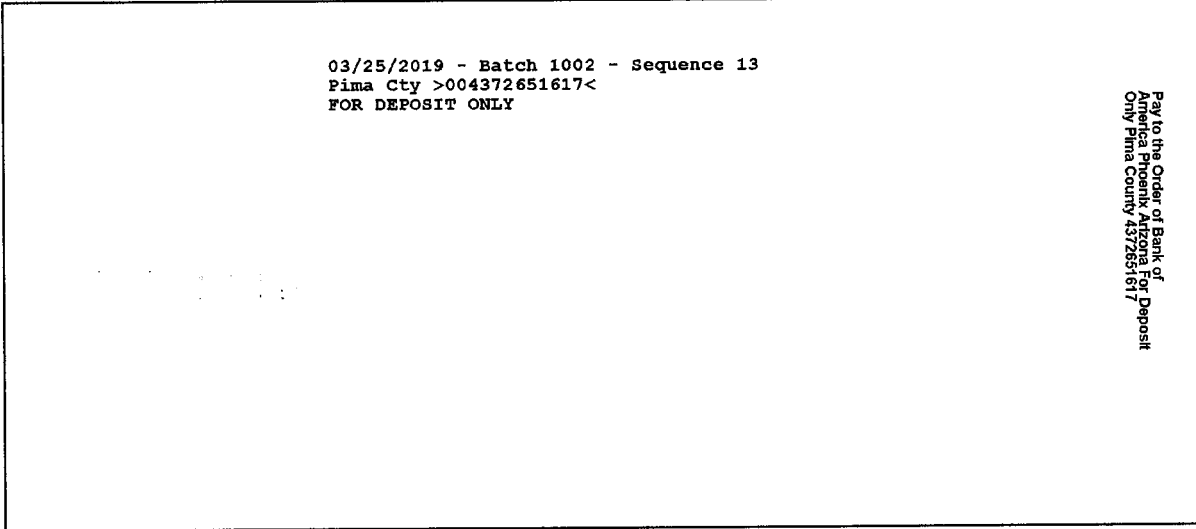
Printed from Chase for Business

\$51,765.60

Total

Mar 25, 2019
Post date

12884
Check #



CHASE for BUSINESS



Printed from Chase for Business

\$52,612.12

Oct 29, 2019
Post date

12973
Check #

Total

	AVRA WATER CO-OP, INC. 11821 W. PICTURE ROCKS RD. TUCSON, AZ 85743 (520) 882-7331	<small>CHASE INA - THORNYDALE OFFICE (260) TUCSON, ARIZONA 91-2/1221</small>	12973 10/11/2019
PAY TO THE ORDER OF	Pima County Treasurer		\$ **52,612.12
	Fifty-Two Thousand Six Hundred Twelve and 12/100*****		DOLLARS
	Pima County Treasurer Pima County Treasurer's Office 115 N Church Ave Tucson, AZ 85701-1199	GENERAL OPERATING ACCOUNT 	
MEMO	<small>SECURITY FEATURES INCLUDED ON THE FRONT OF THIS CHECK</small>		
	⑈0 1 2973⑈	⑆1 2 2 1 000 24⑆	7 2 3 6 8 6 2 8 3⑈

CHASE *for* BUSINESS

Printed from Chase for Business

\$52,612.12

Total

Oct 29, 2019
Post date

12973
Check #

10/29/2019 - Batch 1021 - Sequence 352
Pima Cty >004372651617<
FOR DEPOSIT ONLY

Pay to the Order of Bank of
America Phoenix Arizona For Deposit
Only Pima County 4372651617