

ANNUAL REPORT

Of

Company Name: **Beaver Valley Water Company, Inc.**

PO Box 550

Mailing Address: Littlefield AZ
86432

Docket No.: W-02015A

For the Year Ended: **12/31/20**

PO BOX 2389, PRESCOTT AZ 86302

**RECEIVED
BY EMAIL
05/04/2021, 2:50 PM
ARIZONA CORPORATION COMMISSION
UTILITIES DIVISION**

WATER UTILITY

To

Arizona Corporation Commission

Due on April 15th

Email: Util-Compliance@azcc.gov, mail or deliver the completed Annual Report to:

Arizona Corporation Commission
Compliance Section - Utilities Division
1200 West Washington Street
Phoenix, Arizona 85007

Application Type: **Original Filing**

Application Date: **5/5/2021**

ARIZONA CORPORATION COMMISSION
WATER UTILITY ANNUAL REPORT
Beaver Valley Water Company, Inc.
A Class Utility

For the Calendar Year Ended: 12/31/20

Primary Address:
City: State: Zip Code:

Telephone Number:

Date of Original Organization of Utility:

Person to whom correspondence should be addressed concerning this report:

Name:
Telephone No. :
Address:
City: State: Zip Code:
Email:

Name:
Telephone No. :
Address:
City: State: Zip Code:
Email:

Name:
Telephone No. :
Address:
City: State: Zip Code:
Email:

Name:
Telephone No. :
Address:
City: State: Zip Code:
Email:

Name:
Telephone No. :
Address:
City: State: Zip Code:
Email:

Ownership:

Counties Served:

Important changes during the year
--

	For those companies not subject to the affiliated interest rules, has there been a change in ownership or direct control during the year?
	If yes, please provide specific details in the box below.

	Has the company been notified by any other regulatory authorities during the year, that they are out of compliance?
	If yes, please provide specific details in the box below.

Utility Plant in Service (Water)							
Account No.	Description	Beginning Year Original Cost	Current Year Additions	Current Year Retirements	Adjusted Original Cost	Accumulated Depreciation	OCLD (OC less AD)
301	Organization				\$0		\$0
302	Franchises				0		0
303	Land and Land Rights				0		0
304	Structures and Improvements				0		0
305	Collecting & Improving Reservoirs				0		0
306	Lake, River, Canal Intakes				0		0
307	Wells and Springs	10,000			10,000	6,693	3,307
308	Infiltration Galleries				0		0
309	Supply Mains				0		0
310	Power Generation Equipment				0		0
311	Pumping Equipment	2,500			2,500	2,500	0
320	Water Treatment Equipment				0		0
320.1	Water Treatment Plants	5,000			5,000	3,362	1,638
320.2	Solution Chemical Feeders				0		0
320.3	Point-of-Use Treatment Devices				0		0
330	Distribution Reservoirs and Standpipes				0		0
330.1	Storage Tanks				0		0
330.2	Pressure Tanks				0		0
331	Transmission and Distribution Mains	2,500			2,500	1,008	1,492
333	Services				0		0
334	Meters and Meter Installations	1,500			1,500	1,500	0
335	Hydrants				0		0
336	Backflow Prevention Devices	750			750	750	0
339	Other Plant and Misc. Equipment				0		0
340	Office Furniture and Equipment				0		0
340.1	Computer & Software				0		0
341	Transportation Equipment				0		0
342	Stores Equipment				0		0
343	Tools, Shop and Garage Equipment				0		0
344	Laboratory Equipment				0		0
345	Power Operated Equipment				0		0
346	Communication Equipment				0		0
347	Miscellaneous Equipment				0		0
348	Other Tangible Plant				0		0
	Totals	\$22,250	\$0	\$0	\$22,250	\$15,813	\$6,437

Beaver Valley Water Company, Inc.
 Annual Report
 Depreciation Expense for the Current Year (Water)
 12/31/20

Depreciation Expense for the Current Year (Water)									
Account No.	Description	Beginning Year Original Cost	Current Year Additions	Current Year Retirements	Adjusted Original Cost	Fully Depreciated/Non-depreciable Plant	Depreciable Plant	Depreciation Percentages	Depreciation Expense
301	Organization	\$0	\$0	\$0	\$0		\$0		\$0
302	Franchises	0	0	0	0		0		0
303	Land and Land Rights	0	0	0	0		0		0
304	Structures and Improvements	0	0	0	0		0		0
305	Collecting & Improving Reservoirs	0	0	0	0		0		0
306	Lake, River, Canal Intakes	0	0	0	0		0		0
307	Wells and Springs	10,000	0	0	10,000		10,000	3.33%	333
308	Infiltration Galleries	0	0	0	0		0		0
309	Supply Mains	0	0	0	0		0		0
310	Power Generation Equipment	0	0	0	0		0		0
311	Pumping Equipment	2,500	0	0	2,500		2,500		0
320	Water Treatment Equipment	0	0	0	0		0		0
320.1	Water Treatment Plants	5,000	0	0	5,000		5,000	3.33%	167
320.2	Solution Chemical Feeders	0	0	0	0		0		0
320.3	Point-of-Use Treatment Devices	0	0	0	0		0		0
330	Distribution Reservoirs and Standpipes	0	0	0	0		0		0
330.1	Storage Tanks	0	0	0	0		0		0
330.2	Pressure Tanks	0	0	0	0		0		0
331	Transmission and Distribution Mains	2,500	0	0	2,500		2,500	2.00%	50
333	Services	0	0	0	0		0		0
334	Meters and Meter Installations	1,500	0	0	1,500		1,500		0
335	Hydrants	0	0	0	0		0		0
336	Backflow Prevention Devices	750	0	0	750		750		0
339	Other Plant and Misc. Equipment	0	0	0	0		0		0
340	Office Furniture and Equipment	0	0	0	0		0		0
340.1	Computer & Software	0	0	0	0		0		0
341	Transportation Equipment	0	0	0	0		0		0
342	Stores Equipment	0	0	0	0		0		0
343	Tools, Shop and Garage Equipment	0	0	0	0		0		0
344	Laboratory Equipment	0	0	0	0		0		0
345	Power Operated Equipment	0	0	0	0		0		0
346	Communication Equipment	0	0	0	0		0		0
347	Miscellaneous Equipment	0	0	0	0		0		0
348	Other Tangible Plant	0	0	0	0		0		0
	Subtotal	\$22,250	\$0	\$0	\$22,250		\$0		\$550

Contribution(s) in Aid of Construction (Gross)

Less: Non Amortizable Contribution(s)

Fully Amortized Contribution(s)

Amortizable Contribution(s)

Times: Proposed Amortization Rate

Amortization of CIAC

\$0
 2.47%
 \$0

Less: Amortization of CIAC

DEPRECIATION EXPENSE

Beaver Valley Water Company, Inc.
Annual Report
Balance Sheet Assets
12/31/20

Balance Sheet Assets				
	Assets		Balance at Beginning of Year (2020)	Balance at End of Year (2020)
Account No.	Current and Accrued Assets			
131	Cash		\$1,543	\$8,356
134	Working Funds			
135	Temporary Cash Investments			
141	Customer Accounts Receivable		11,730	8,562
146	Notes Receivable from Associated Companies			
151	Plant Material and Supplies			
162	Prepayments			
174	Miscellaneous Current and Accrued Assets			
	Total Current and Accrued Assets		\$13,273	\$16,918
Account No.	Fixed Assets			
101	Utility Plant in Service*		\$22,250	\$22,250
103	Property Held for Future Use			
105	Construction Work in Progress			
108	Accumulated Depreciation (enter as negative)*		(15,263)	(15,813)
121	Non-Utility Property			
122	Accumulated Depreciation - Non Utility			
	Total Fixed Assets		\$6,987	\$6,437
	Total Assets		\$20,260	\$23,355

*Note these items feed automatically from AR3 UPIS Page 4

Beaver Valley Water Company, Inc.
Annual Report
Balance Sheet Liabilities and Owners Equity

Balance Sheet Liabilities and Owners Equity				
	Liabilities		Balance at Beginning of Year (2020)	Balance at End of Year (2020)
Account No.	Current Liabilities			
231	Accounts Payable		\$60,121	\$119,998
232	Notes Payable (Current Portion)			
234	Notes Payable to Associated Companies		16,456	17,135
235	Customer Deposits		2,200	2,413
236	Accrued Taxes			
237	Accrued Interest			
242	Miscellaneous Current and Accrued Liabilities			
	Total Current Liabilities		\$78,777	\$139,546
	Long Term Debt			
224	Long Term Debt (Notes and Bonds)			
	Deferred Credits			
251	Unamortized Premium on Debt			
252	Advances in Aid of Construction		1,812	2,042
255	Accumulated Deferred Investment Tax Credits			
271	Contributions in Aid of Construction			
272	Less: Amortization of Contributions			
281	Accumulated Deferred Income Tax			
	Total Deferred Credits		\$1,812	\$2,042
	Total Liabilities		\$80,589	\$141,587
	Capital Accounts			
201	Common Stock Issued			
211	Other Paid-In Capital			
215	Retained Earnings		(60,329)	(118,232)
218	Proprietary Capital (Sole Props and Partnerships)			
	Total Capital		(\$60,329)	(\$118,232)
	Total Liabilities and Capital		\$20,260	\$23,355

Note: Total liabilities and Capital must match total assets for the beginning and end of the year!

Beaver Valley Water Company, Inc.
Annual Report
Water Comparative Income Statement
12/31/20

Water Comparative Income Statement			
Account No.	Calendar Year	Current Year 01/01/2020 - 12/31/2020	Last Year 01/01/2019 - 12/31/2019
	Operating Revenue		
461	Metered Water Revenue	\$108,302	\$98,493
460	Unmetered Water Revenue		
462	Fire Protection Revenue		
469	Guaranteed Revenues (Surcharges)		47,170
471	Miscellaneous Service Revenues		
474	Other Water Revenue	1,239	2,753
	Total Revenues	\$109,541	\$148,416
	Operating Expenses		
601	Salaries and Wages		
604	Employee Pensions and Benefits		
610	Purchased Water		
615	Purchased Power	6,977	6,853
618	Chemicals		
620	Materials and Supplies	4,627	5,423
620.1	Repairs and Maintenance		13,035
620.2	Office Supplies and Expense	3,576	3,479
630	Contractual Services		
631	Contractual Services - Engineering		
632	Contractual Services - Accounting	9,442	10,624
633	Contractual Services - Legal	55,882	6,000
634	Contractual Services - Management Fees	42,000	42,000
635	Contractual Services - Water Testing	3,499	3,765
636	Contractual Services - Other	6,666	9,736
640	Rents	25,500	27,000
641	Rental of Building/Real Property		
642	Rental of Equipment		2,400
650	Transportation Expenses	3,424	6,217
657	Insurance - General Liability		
657.1	Insurance - Health and Life		
665	Regulatory Commission Expense - Rate		
670	Bad Debt Expense		
675	Miscellaneous Expense	0	
403	Depreciation Expense (From Schedule AR4)	550	550
408	Taxes Other Than Income		
408.11	Property Taxes	4,060	1,746
409	Income Taxes		
427.1	Customer Security Deposit Interest	37	16
	Total Operating Expenses	\$166,237	\$138,844
	Operating Income / (Loss)	(\$56,696)	\$9,572
	Other Income / (Expense)		
419	Interest and Dividend Income		
421	Non-Utility Income	73	66
426	Miscellaneous Non-Utility (Expense)		
427	Interest (Expense)		(93)
	Total Other Income / (Expense)	\$73	(\$27)
	Net Income / (Loss)	(\$56,623)	\$9,545

Beaver Valley Water Company, Inc.
 Annual Report
 Full time equivalent employees
 12/31/20

Full time equivalent employees

	Direct Company	Allocated	Outside service	Total
President	n/a	n/a	n/a	0.0
Vice-president	n/a	n/a	n/a	0.0
Manager	n/a	n/a	n/a	0.0
Engineering Staff	n/a	n/a	n/a	0.0
System Operator(s)	n/a	n/a	1.0	1.0
Meter reader	n/a	n/a	1.0	1.0
Customer Service	n/a	n/a	2.0	2.0
Accounting	n/a	n/a	1.0	1.0
Business Office	n/a	n/a	1.0	1.0
Rates Department	n/a	n/a	n/a	0.0
Administrative Staff	n/a	n/a	n/a	0.0
Other	n/a	n/a	n/a	0.0
Total	0.0	0.0	6.0	6.0

Supplemental Financial Data (Long-Term Debt)				
	Loan #1	Loan #2	Loan #3	Loan #4
Date Issued	n/a	n/a	n/a	n/a
Source of Loan	n/a	n/a	n/a	n/a
ACC Decision No.	n/a	n/a	n/a	n/a
Reason for Loan	n/a	n/a	n/a	n/a
Dollar Amt. Issued	n/a	n/a	n/a	n/a
Amount Outstanding	n/a	n/a	n/a	n/a
Date of Maturity	n/a	n/a	n/a	n/a
Interest Rate	n/a	n/a	n/a	n/a
Current Year Interest	n/a	n/a	n/a	n/a
Current Year Principal	n/a	n/a	n/a	n/a

Meter Deposit Balance at Test Year End:	\$2,042
---	---------

Meter Deposits Refunded During the Test Year:	\$266
---	-------

List all bonds, notes, loans, and other types of indebtedness in which the proceeds were used in the provision of public utility service. Indebtedness incurred for personal uses by the owner of the utility should not be listed. Input 0 or none if there is nothing to report for that cell.

Well and Water Usage											
Name of the System:											
ADEQ Public Water System Number:											
ADWR PCC Number:											
Well registry 55# (55-XXXXXX):	Pump Horsepower	Pump Yield (gpm)	Casing Depth (feet)	Casing Diameter (inches)	Pump Motor Type **	Year Drilled	Water level 2010	Water level 2020	Meter Size (inches)	How measured:	Active
63-1548	1 1/2	24	160	6					1	Metered	Yes

Name of system water delivered to:	BEAVER VALLEY WC
ADWR PCC Number:	91-000119.0000
Source of water delivered to another system	Ground Water

Name of system water received from:	
ADWR PCC Number:	
Source of water received	
Well registry 55# (55-XXXXXX):	

Month	Water withdrawn (gallons) ¹	Water sold (gallons) ²	Water delivered (sold) to other systems (gallons) ³	Water received (purchased) from other systems (gallons) ⁴	Estimated authorized use (gallons) ⁵	Purchased Power Expense ⁶	Purchased Power (kWh) ⁷
January	401,354.00	361,610.00	0.00	0.00	0.00	507.74	3736
February	263,394.00	241,800.00	0.00	0.00	0.00	364.53	2602
March	285,462.00	264,410.00	0.00	0.00	0.00	376.02	2693
April	352,159.00	315,309.00	0.00	0.00	0.00	520.87	3297
May	511,129.00	456,536.00	0.00	0.00	0.00	642.43	4630
June	816,241.00	716,406.00	0.00	0.00	0.00	760.78	4912
July	732,111.00	678,072.00	0.00	0.00	0.00	768.89	4942
August	1,262,001.00	1,158,276.00	0.00	0.00	0.00	725.43	4672
September	1,130,192.00	1,028,356.00	0.00	0.00	0.00	664.18	4265
October	697,215.00	623,406.00	0.00	0.00	0.00	632.95	4629
November	585,297.00	547,474.00	0.00	0.00	0.00	706.41	5334
December	484,426.00	449,476.00	0.00	0.00	0.00	698.22	5247
Totals	7,520,981.00	6,841,131.00	0.00	0.00	0.00	\$7,368	50,959

If applicable, in the space below please provide a description for all un-metered water use along with amounts:

¹ Water withdrawn - Total gallons of water withdrawn from pumped sources.
² Water sold - Total gallons from customer meters, and other sales such as construction water.
³ Water delivered (sold) to other systems - Total gallons of water delivered to other systems.
⁴ Water received (purchased) from other systems - Total gallons of water purchased/received from other systems.
⁵ Estimated authorized use - Total estimated gallons from authorized metered or unmetered use. Authorized uses such as flushing (mains, services and hydrants) draining/cleaning tanks, process, construction, fire fighting, etc. Non-authorized use (real losses) are service line breaks and leaks, water main breaks, meter inaccuracies and theft.
⁶ Enter the total purchased power costs for the power meters associated with this system.
⁷ Enter the total purchased kWh used by the power meters associated with this system.

Water Utility Plant Description (Continued)
--

For the following three items, list the utility owned assets in each category for each system.

TREATMENT EQUIPMENT:	CL2 INJECTION; 2 PRESSURE FILTERS
-----------------------------	-----------------------------------

STRUCTURES:	N/A
--------------------	-----

OTHER:	N/A
---------------	-----

Provide a calculation used to determine the value of one water equivalent residential connection (ERC).

Use one of the following methods:

- (a) If actual flow data are available from the preceding 12 months, divide the total annual single family residence (SFR) gallons sold by the average number of single family residence customers for the same period and divide the result by 365
- (b) If no historical flow data are available, use:
 $ERC = (\text{Total SFR gallons sold (Omit 000)} / 365 \text{ days} / 350 \text{ gallons per day})$

ERC

Method used:

Customer and Other Information	
Name of the System:	BEAVER VALLEY WATER
ADEQ Public Water System Number:	AZ0404004
ADWR PCC Number:	91-000119.000

Month	Number of Customers				
	Single-Family	Multi-Family	Commercial	Turf/Irrigation	Other Non-Residential
January	216	0	0	0	0
February	216	0	0	0	0
March	213	0	0	0	0
April	214	0	0	0	0
May	216	0	0	0	0
June	213	0	0	0	0
July	212	0	0	0	0
August	213	0	0	0	0
September	219	0	0	0	0
October	216	0	0	0	0
November	215	0	0	0	0
December	217	0	0	0	0

If the system has fire hydrants, what is the fire flow requirements? GPM for hrs.

Does the system have chlorination treatment?

Does the Company have an ADWR Gallons Per Capita Per Day (GCPCPD) requirement?
 If yes, provide the GCPCPD amount:

Is the Water Utility located in an ADWR Active Management Area (AMA)?
 If yes, which AMA?

What is the present system connection capacity (in ERCs *) using existing lines?

What is the future system connection capacity (in ERCs *) upon service area buildout?

Describe any plans and estimated completion dates for any enlargements or improvements of this system.

* an ERC is based on the calculation on the bottom of AR9 page 12.

Beaver Valley Water Company, Inc.
 Annual Report
 Utility Shutoffs / Disconnects
 12/31/20

Utility Shutoffs / Disconnects	
Name of the System:	BEAVER VALLEY WATER
ADEQ Public Water System Number:	
ADWR PCC Number:	

Month	Termination without Notice R14-2-410.B	Termination with Notice R14-2-410.C	Other
January	0	1	0
February	0	0	0
March	0	0	0
April	0	0	0
May	0	0	0
June	0	0	0
July	0	0	0
August	0	0	0
September	0	0	0
October	0	0	0
November	0	0	0
December	0	0	0
Total	0	1	0

Other (description):

Instructions: Fill out the Grey Cells with the relevent information. Input 0 or none if there is nothing recorded in that account or there is no applicable information to report.

Property Taxes

Amount of actual property taxes paid during Calendar Year 2020 was

\$0

If no property taxes paid, explain why.

THE ASSESSORS OFICE WILL NOT ACCEPT CURRENT PROPERTY TAX ES UNTIL PAST DUE AMOUNTS ARE PAID FIRST. WE PAID 2018 TAXES IN THE AMOUNT OF \$4,991.46 PLUS INTEREST OF \$438.81 ON JANUARY 11, 2021. THE COMPANY HAS SET UP A SEPARATE BANK ACCOUNT TO M AKE MONTHLY DEPOSITS INTO IT TO ACCRUE MONIES TO PAY DELINQUENT PROPERT TAX BILLS.

Instructions: Fill out the Grey Cells with the relevant information. Input 0 or none if there is nothing recorded in that account or there is no applicable information to report.

Beaver Valley Water Company, Inc.
Annual Report
Verification and Sworn Statement (Taxes)
12/31/20

**RECEIVED
BY EMAIL**
04/29/2021, 2:41 PM
**ARIZONA CORPORATION COMMISSION
UTILITIES DIVISION**

Verification and Sworn Statement (Taxes)

Verification: State of ARIZONA, the undersigned of the
(state name)

County of (county name): Yavapai
Name (owner or official) title: CHERYL IBBOTSON - POA
Company name: Beaver Valley Water Company, Inc.

DO SAY THAT THIS ANNUAL UTILITY PROPERTY TAX AND SALES TAX REPORT TO THE ARIZONA CORPORATION COMMISSION.

FOR THE YEAR ENDING: 12/31/20

HAS BEEN PREPARED UNDER MY DIRECTION, FROM THE ORIGINAL BOOKS, PAPERS AND RECORDS OF SAID UTILITY; THAT I HAVE CAREFULLY EXAMINED THE SAME, AND DECLARE THE SAME TO BE A COMPLETE AND CORRECT STATEMENT OF BUSINESS AND AFFAIRS OF SAID UTILITY FOR THE PERIOD COVERED BY THIS REPORT IN RESPECT TO EACH AND EVERY MATTER AND THING SET FORTH, TO THE BEST OF MY KNOWLEDGE, INFORMATION AND BELIEF.

Sworn Statement: I HEREBY ATTEST THAT ALL PROPERTY TAXES FOR SAID COMPANY ARE NOT CURRENT AND PAID IN FULL.


I HEREBY ATTEST THAT ALL SALES TAXES FOR SAID COMPANY ARE CURRENT AND PAID IN FULL.

Cheryl Ibbotson
signature of owner/official
928-445-5606
telephone no.

SUBSCRIBED AND SWORN TO BEFORE ME A NOTARY PUBLIC
IN AND FOR THE COUNTY

THIS 29th DAY OF Yavapai April 2021
(month) and (year)

MY COMMISSION EXPIRES 3/12/25
(date)



Felicia Robinson
(signature of notary public)

Verification and Sworn Statement

Verification:

State of ARIZONA, I, the undersigned of the
(state name)
County of (county name): Yavapai
Name (owner or official) title: CHERYL IBBOTSON - POA
Company name: Beaver Valley Water Company, Inc.

DO SAY THAT THIS ANNUAL UTILITY PROPERTY TAX AND SALES TAX REPORT TO THE ARIZONA CORPORATION COMMISSION.

FOR THE YEAR ENDING: 12/31/20

HAS BEEN PREPARED UNDER MY DIRECTION, FROM THE ORIGINAL BOOKS, PAPERS AND RECORDS OF SAID UTILITY; THAT I HAVE CAREFULLY EXAMINED THE SAME, AND DECLARE THE SAME TO BE A COMPLETE AND CORRECT STATEMENT OF BUSINESS AND AFFAIRS OF SAID UTILITY FOR THE PERIOD COVERED BY THIS REPORT IN RESPECT TO EACH AND EVERY MATTER AND THING SET FORTH, TO THE BEST OF MY KNOWLEDGE, INFORMATION AND BELIEF.

Sworn Statement: IN ACCORDANCE WITH THE REQUIREMENTS OF TITLE 40, ARTICLE 8, SECTION 40-401, ARIZONA REVISED STATUTES, IT IS HEREIN REPORTED THAT THE GROSS OPERATING REVENUE OF SAID UTILITY DERIVED FROM ARIZONA INTRASTATE UTILITY OPERATIONS DURING THE CALENDAR YEAR WAS:

Arizona Intrastate Gross Operating Revenues Only (\$)

\$115,529

(The amount in the box above includes

\$7,147 in sales taxes
billed or collected)


Cheryl Ibbotson
signature of owner/official

928-445-5606
telephone no.

SUBSCRIBED AND SWORN TO BEFORE ME A NOTARY PUBLIC
IN AND FOR THE COUNTY

THIS 29th DAY OF Yavapai April, 2021
(county name) (month) and (year)

MY COMMISSION EXPIRES 3/12/25
(date)



Felicia Robinson
(signature of notary public)

Verification and Sworn Statement (Residential Revenue)

Verification:

State of ARIZONA, the undersigned of the
(state name)

County of (county name): Yavapai
Name (owner or official) title: CHERYL IBBOTSON - POA
Company name: Beaver Valley Water Company, Inc.

DO SAY THAT THIS ANNUAL UTILITY PROPERTY TAX AND SALES TAX REPORT TO THE ARIZONA CORPORATION COMMISSION.

FOR THE YEAR ENDING: 12/31/20

HAS BEEN PREPARED UNDER MY DIRECTION, FROM THE ORIGINAL BOOKS, PAPERS AND RECORDS OF SAID UTILITY; THAT I HAVE CAREFULLY EXAMINED THE SAME, AND DECLARE THE SAME TO BE A COMPLETE AND CORRECT STATEMENT OF BUSINESS AND AFFAIRS OF SAID UTILITY FOR THE PERIOD COVERED BY THIS REPORT IN RESPECT TO EACH AND EVERY MATTER AND THING SET FORTH, TO THE BEST OF MY KNOWLEDGE, INFORMATION AND BELIEF.


Sworn Statement:

IN ACCORDANCE WITH THE REQUIREMENTS OF TITLE 40, ARTICLE 8, SECTION 40-401, ARIZONA REVISED STATUTES, IT IS HEREIN REPORTED THAT THE GROSS OPERATING REVENUE OF SAID UTILITY DERIVED FROM ARIZONA INTRASTATE UTILITY OPERATIONS RECEIVED FROM RESIDENTIAL CUSTOMERS DURING THE CALENDAR YEAR WAS:

Arizona Intrastate Gross Operating Revenues Only (\$)
\$115,529
(The amount in the box above includes
\$7,147 in sales taxes
billed or collected)

Cheryl Ibbotson
signature of owner/official
928-445-5606
telephone no.

SUBSCRIBED AND SWORN TO BEFORE ME A NOTARY PUBLIC
IN AND FOR THE COUNTY Yavapai
(county name)
THIS 29th DAY OF April 2021
(month) and (year)
MY COMMISSION EXPIRES 3/12/25
(date)



Felicia Robinson
(signature of notary public)

Beaver Valley Water Company, Inc.
Annual Report
for Income Tax Statement of Certification
12/31/20

for Income Tax Statement of Certification

Verification:

State of ARIZONA, the undersigned of the
(state name)

County of (county name): Yavapai
Name (owner or official) title: CHERYL IBBOTSON - POA
Company name: Beaver Valley Water Company, Inc.

FOR THE YEAR ENDING: 12/31/20

Sworn Statement:

IN ACCORDANCE WITH THE REQUIREMENTS OF DECISION NO. 77084, BECAUSE THE UTILITY REQUIRES THE GROSS UP OF ADVANCES AND CONTRIBUTIONS, I HEREBY STATE THAT THE UTILITY A NET INCREASE IN CURRENT INCOME TAX EXPENSE OR A DECREASE IN DEFERRED TAX ASSET FOR A CARRY FORWARD ACCORDING TO GAAP IN AN AMOUNT EQUAL TO OR GREATER THAN THE AMOUNT OF THE REQUIRED GROSS UP PAID BY DEVELOPERS IN THE PERIOD COVERED BY THIS ANNUAL REPORT.

Cheryl Ibbotson
signature of owner/official
928-445-5606
telephone no.

SUBSCRIBED AND SWORN TO BEFORE ME A NOTARY PUBLIC
IN AND FOR THE COUNTY

Yavapai
(county name)

THIS

29th

DAY OF

April 2021
(month) and (year)

MY COMMISSION EXPIRES

3/12/25
(date)

Felicia Robinson
(signature of notary public)

