

ANNUAL REPORT

Of

Company Name: **Berneil Water Company**
PO Box 219

Mailing Address: Tempe AZ
85280-0219

Docket No.: W-01275A
For the Year Ended: **12/31/20**

**RECEIVED
BY EMAIL
4/30/2021, 11:27 AM
ARIZONA CORPORATION
COMMISSION UTILITIES DIVISION**

WATER UTILITY

To

Arizona Corporation Commission

Due on April 15th

Email: rdelafuente@azcc.gov, mail or deliver the completed Annual Report to:
Arizona Corporation Commission
Compliance Section - Utilities Division
1200 West Washington Street
Phoenix, Arizona 85007

Application Type: **Original Filing**
Application Date: **4/28/2021**

ARIZONA CORPORATION COMMISSION
WATER UTILITY ANNUAL REPORT
Berneil Water Company
A Class Utility

For the Calendar Year Ended:

Primary Address:
City: State: Zip Code:

Telephone Number:

Date of Original Organization of Utility:

Person to whom correspondence should be addressed concerning this report:

Name:
Telephone No. :
Address:
City: State: Zip Code:
Email:

Name:
Telephone No. :
Address:
City: State: Zip Code:
Email:

Name:
Telephone No. :
Address:
City: State: Zip Code:
Email:

Name:
Telephone No. :
Address:
City: State: Zip Code:
Email:

Name:
Telephone No. :
Address:
City: State: Zip Code:
Email:

Ownership:

Counties Served:

Important changes during the year

No	For those companies not subject to the affiliated interest rules, has there been a change in ownership or direct control during the year?
	If yes, please provide specific details in the box below.

No	Has the company been notified by any other regulatory authorities during the year, that they are out of compliance?
	If yes, please provide specific details in the box below.

Utility Plant in Service (Water)							
Account No.	Description	Beginning Year Original Cost	Current Year Additions	Current Year Retirements	Adjusted Original Cost	Accumulated Depreciation	OCLD (OC less AD)
301	Organization	\$0	\$0	\$0	\$0	\$0	\$0
302	Franchises	0	0	0	0	0	0
303	Land and Land Rights	1,332	0	0	1,332	0	1,332
304	Structures and Improvements	33,960	0	0	33,960	28,442	5,519
305	Collecting & Improving Reservoirs	0	0	0	0	0	0
306	Lake, River, Canal Intakes	0	0	0	0	0	0
307	Wells and Springs	293,177	0	0	293,177	262,217	30,960
308	Infiltration Galleries	0	0	0	0	0	0
309	Supply Mains	0	0	0	0	0	0
310	Power Generation Equipment	0	0	0	0	0	0
311	Pumping Equipment	509,262	42,146	20,843	530,565	333,486	197,079
320	Water Treatment Equipment	0	0	0	0	0	0
320.1	Water Treatment Plants	0	0	0	0	0	0
320.2	Solution Chemical Feeders	0	0	0	0	0	0
320.3	Point-of-Use Treatment Devices	0	0	0	0	0	0
330	Distribution Reservoirs and Standpipes	0	0	0	0	0	0
330.1	Storage Tanks	282,276	0	0	282,276	244,742	37,534
330.2	Pressure Tanks	0	0	0	0	0	0
331	Transmission and Distribution Mains	964,553	2,054	0	966,607	884,508	82,099
333	Services	0	0	0	0	0	0
334	Meters and Meter Installations	311,087	21,151	5,000	327,237	201,218	126,020
335	Hydrants	113,668	0	0	113,668	99,425	14,243
336	Backflow Prevention Devices	0	0	0	0	0	0
339	Other Plant and Misc. Equipment	0	0	0	0	0	0
340	Office Furniture and Equipment	0	0	0	0	0	0
340.1	Computer & Software	5,471	324	0	5,795	2,796	3,000
341	Transportation Equipment	41,384	3,191	0	44,575	4,815	39,760
342	Stores Equipment	0	0	0	0	0	0
343	Tools, Shop and Garage Equipment	0	0	0	0	0	0
344	Laboratory Equipment	0	0	0	0	0	0
345	Power Operated Equipment	0	0	0	0	0	0
346	Communication Equipment	0	0	0	0	0	0
347	Miscellaneous Equipment	36,693	0	0	36,693	30,042	6,651
348	Other Tangible Plant	0	0	0	0	0	0
	Totals	\$2,592,863	\$68,865	\$25,843	\$2,635,885	\$2,091,689	\$544,195

Berneil Water Company
Annual Report
Depreciation Expense for the Current Year (Water)
12/31/20

Depreciation Expense for the Current Year (Water)									
Account No.	Description	Beginning Year Original Cost	Current Year Additions	Current Year Retirements	Adjusted Original Cost	Fully Depreciated/Non-depreciable Plant	Depreciable Plant	Depreciation Percentages	Depreciation Expense
301	Organization	\$0	\$0	\$0	\$0	\$0	\$0	0.00%	\$0
302	Franchises	0	0	0	0	0	0	0.00%	0
303	Land and Land Rights	1,332	0	0	1,332	1,332	0	0.00%	0
304	Structures and Improvements	33,960	0	0	33,960	20,305	13,655	5.00%	683
305	Collecting & Improving Reservoirs	0	0	0	0	0	0	5.00%	0
306	Lake, River, Canal Intakes	0	0	0	0	0	0	5.00%	0
307	Wells and Springs	293,177	0	0	293,177	240,509	52,668	5.00%	2,633
308	Infiltration Galleries	0	0	0	0	0	0	5.00%	0
309	Supply Mains	0	0	0	0	0	0	5.00%	0
310	Power Generation Equipment	0	0	0	0	0	0	5.00%	0
311	Pumping Equipment	509,262	42,146	20,843	530,565	183,156	347,409	5.00%	16,238
320	Water Treatment Equipment	0	0	0	0	0	0	5.00%	0
320.1	Water Treatment Plants	0	0	0	0	0	0	5.00%	0
320.2	Solution Chemical Feeders	0	0	0	0	0	0	5.00%	0
320.3	Point-of-Use Treatment Devices	0	0	0	0	0	0	5.00%	0
330	Distribution Reservoirs and Standpipes	0	0	0	0	0	0	5.00%	0
330.1	Storage Tanks	282,276	0	0	282,276	237,504	44,772	5.00%	2,239
330.2	Pressure Tanks	0	0	0	0	0	0	5.00%	0
331	Transmission and Distribution Mains	964,553	2,054	0	966,607	646,996	319,611	5.00%	15,929
333	Services	0	0	0	0	0	0	5.00%	0
334	Meters and Meter Installations	311,087	21,151	5,000	327,237	98,736	228,501	5.00%	10,863
335	Hydrants	113,668	0	0	113,668	41,254	72,414	5.00%	3,621
336	Backflow Prevention Devices	0	0	0	0	0	0	5.00%	0
339	Other Plant and Misc. Equipment	0	0	0	0	0	0	5.00%	0
340	Office Furniture and Equipment	0	0	0	0	0	0	5.00%	0
340.1	Computer & Software	5,471	324	0	5,795	0	5,795	5.00%	282
341	Transportation Equipment	41,384	3,191	0	44,575	0	44,575	5.00%	2,149
342	Stores Equipment	0	0	0	0	0	0	5.00%	0
343	Tools, Shop and Garage Equipment	0	0	0	0	0	0	5.00%	0
344	Laboratory Equipment	0	0	0	0	0	0	5.00%	0
345	Power Operated Equipment	0	0	0	0	0	0	5.00%	0
346	Communication Equipment	0	0	0	0	0	0	5.00%	0
347	Miscellaneous Equipment	36,693	0	0	36,693	7,658	29,035	5.00%	1,366
348	Other Tangible Plant	0	0	0	0	0	0	5.00%	0
	Subtotal	\$2,592,863	\$68,865	\$25,843	\$2,635,885	\$1,477,450	\$1,158,435		\$56,001

Contribution(s) in Aid of Construction (Gross)	\$263,892
Less: Non Amortizable Contribution(s)	0
Fully Amortized Contribution(s)	106,634
Amortizable Contribution(s)	\$157,258
Times: Proposed Amortization Rate	5.00%
Amortization of CIAC	\$7,863

Less: Amortization of CIAC \$7,863

DEPRECIATION EXPENSE **\$48,139**

Berneil Water Company
Annual Report
Balance Sheet Assets
12/31/20

Balance Sheet Assets				
	Assets		Balance at Beginning of Year (2020)	Balance at End of Year (2020)
Account No.	Current and Accrued Assets			
131	Cash		\$41,258	\$89,948
134	Working Funds		0	0
135	Temporary Cash Investments		0	0
141	Customer Accounts Receivable		0	0
146	Notes Receivable from Associated Companies		139,500	139,500
151	Plant Material and Supplies		0	0
162	Prepayments		0	0
174	Miscellaneous Current and Accrued Assets		0	0
	Total Current and Accrued Assets		\$180,758	\$229,448
Account No.	Fixed Assets			
101	Utility Plant in Service*		\$2,592,863	\$2,635,885
103	Property Held for Future Use		0	0
105	Construction Work in Progress		0	0
108	Accumulated Depreciation (enter as negative)*		(2,061,531)	(2,091,689)
121	Non-Utility Property		44,099	44,099
122	Accumulated Depreciation - Non Utility		0	0
	Total Fixed Assets		\$575,430	\$588,294
	Total Assets		\$756,189	\$817,742

*Note these items feed automatically from AR3 UPIS Page 4

Berneil Water Company
Annual Report
Balance Sheet Liabilities and Owners Equity

Balance Sheet Liabilities and Owners Equity				
	Liabilities		Balance at Beginning of Year (2020)	Balance at End of Year (2020)
Account No.	Current Liabilities			
231	Accounts Payable		\$4,734	\$765
232	Notes Payable (Current Portion)		0	0
234	Notes Payable to Associated Companies		0	0
235	Customer Deposits		4,332	2,589
236	Accrued Taxes		0	0
237	Accrued Interest		0	0
242	Miscellaneous Current and Accrued Liabilities		0	0
	Total Current Liabilities		\$9,067	\$3,354
	Long Term Debt			
224	Long Term Debt (Notes and Bonds)		\$8,808	\$0
	Deferred Credits			
251	Unamortized Premium on Debt		\$0	\$0
252	Advances in Aid of Construction		0	0
255	Accumulated Deferred Investment Tax Credits		0	0
271	Contributions in Aid of Construction		263,892	263,892
272	Less: Amortization of Contributions		(222,196)	(230,059)
281	Accumulated Deferred Income Tax		0	0
	Total Deferred Credits		\$41,696	\$33,833
	Total Liabilites		\$59,571	\$37,187
	Capital Accounts			
201	Common Stock Issued		\$25,000	\$25,000
211	Other Paid-In Capital		0	0
215	Retained Earnings		671,618	755,555
218	Proprietary Capital (Sole Props and Partnerships)		0	0
	Total Capital		\$696,618	\$780,555
	Total Liabilities and Capital		\$756,189	\$817,742

Note: Total liabilities and Capital must match total assets for the beginning and end of the year!

Berneil Water Company
Annual Report
Water Comparative Income Statement
12/31/20

Water Comparative Income Statement			
Account No.	Calendar Year	Current Year 01/01/2020 - 12/31/2020	Last Year 01/01/2019 - 12/31/2019
	Operating Revenue		
461	Metered Water Revenue	\$703,949	\$646,676
460	Unmetered Water Revenue	0	0
462	Fire Protection Revenue	0	0
469	Guaranteed Revenues (Surcharges)	0	0
471	Miscellaneous Service Revenues	0	0
474	Other Water Revenue	11,535	0
	Total Revenues	\$715,484	\$646,676
	Operating Expenses		
601	Salaries and Wages	\$52,744	\$86,429
604	Employee Pensions and Benefits	46,552	45,803
610	Purchased Water	98,379	71,957
615	Purchased Power	96,355	114,137
618	Chemicals	3,184	0
620	Materials and Supplies	21,249	17,756
620.1	Repairs and Maintenance	0	0
620.2	Office Supplies and Expense	0	0
630	Contractual Services	219,699	178,437
631	Contractual Services - Engineering	0	0
632	Contractual Services - Accounting	0	0
633	Contractual Services - Legal	0	0
634	Contractual Services - Management Fees	0	0
635	Contractual Services - Water Testing	2,328	7,663
636	Contractual Services - Other	0	0
640	Rents	0	3,180
641	Rental of Building/Real Property	0	0
642	Rental of Equipment	0	0
650	Transportation Expenses	11,193	10,333
657	Insurance - General Liability	2,945	13,720
657.1	Insurance - Health and Life	0	0
665	Regulatory Commission Expense - Rate	0	0
670	Bad Debt Expense	0	0
675	Miscellaneous Expense	5,706	3,388
403	Depreciation Expense (From Schedule AR4)	48,139	53,465
408	Taxes Other Than Income	15,085	29,647
408.11	Property Taxes	17,461	17,252
409	Income Taxes	50	826
427.1	Customer Security Deposit Interest	0	0
	Total Operating Expenses	\$641,070	\$653,995
	Operating Income / (Loss)	\$74,414	(\$7,319)
	Other Income / (Expense)		
419	Interest and Dividend Income	\$0	\$0
421	Non-Utility Income	8,808	0
426	Miscellaneous Non-Utility (Expense)	0	0
427	Interest (Expense)	0	(388)
	Total Other Income / (Expense)	\$8,808	(\$388)
	Net Income / (Loss)	\$83,222	(\$7,707)

Berneil Water Company
 Annual Report
 Full time equivalent employees
 12/31/20

Full time equivalent employees

	Direct Company	Allocated	Outside service	Total
President				0.0
Vice-president				0.0
Manager	0.5			0.5
Engineering Staff				0.0
System Operator(s)			1.0	1.0
Meter reader				0.0
Customer Service			0.5	0.5
Accounting				0.0
Business Office				0.0
Rates Department				0.0
Administrative Staff				0.0
Other				0.0
Total	0.5	0.0	1.5	2.0

Supplemental Financial Data (Long-Term Debt)				
	Loan #1	Loan #2	Loan #3	Loan #4
Date Issued	None			
Source of Loan				
ACC Decision No.				
Reason for Loan				
Dollar Amt. Issued				
Amount Outstanding				
Date of Maturity				
Interest Rate				
Current Year Interest				
Current Year Principal				

Meter Deposit Balance at Test Year End:	\$2,589
---	---------

Meter Deposits Refunded During the Test Year:	\$1,743
---	---------

List all bonds, notes, loans, and other types of indebtedness in which the proceeds were used in the provision of public utility service. Indebtedness incurred for personal uses by the owner of the utility should not be listed. Input 0 or none if there is nothing to report for that cell.

Water Utility Plant Description (Continued)
--

For the following three items, list the utility owned assets in each category for each system.

TREATMENT EQUIPMENT:	Gas Chlorinators
STRUCTURES:	Block Fences
OTHER:	System interconnection with City of Scottsdale

Provide a calculation used to determine the value of one water equivalent residential connection (ERC).

Use one of the following methods:

- (a) If actual flow data are available from the preceding 12 months, divide the total annual single family residence (SFR) gallons sold by the average number of single family residence customers for the same period and divide the result by 365
- (b) If no historical flow data are available, use:
 $ERC = (\text{Total SFR gallons sold (Omit 000)} / 365 \text{ days} / 350 \text{ gallons per day})$

ERC	2,352
Method used:	(a)

Customer and Other Information	
Name of the System:	BERNEIL WATER COMPANY
ADEQ Public Water System Number:	AZ0407008
ADWR PCC Number:	91-000183.0000

Month	Number of Customers				
	Single-Family	Multi-Family	Commercial	Turf/Irrigation	Other Non-Residential
January	504	0	3	9	0
February	504	0	3	9	0
March	505	0	3	9	0
April	502	0	3	9	0
May	505	0	3	9	0
June	504	0	3	9	0
July	504	0	3	9	0
August	504	0	3	9	0
September	504	0	3	9	0
October	503	0	3	9	0
November	502	0	3	9	0
December	504	0	3	9	0

If the system has fire hydrants, what is the fire flow requirements? GPM for hrs.

Does the system have chlorination treatment?

Does the Company have an ADWR Gallons Per Capita Per Day (GPCPD) requirement?
 If yes, provide the GPCPD amount:

Is the Water Utility located in an ADWR Active Management Area (AMA)?
 If yes, which AMA?

What is the present system connection capacity (in ERCs *) using existing lines?

What is the future system connection capacity (in ERCs *) upon service area buildout?

Describe any plans and estimated completion dates for any enlargements or improvements of this system.

* an ERC is based on the calculation on the bottom of AR9 page 12.

Berneil Water Company
 Annual Report
 Utility Shutoffs / Disconnects
 12/31/20

Utility Shutoffs / Disconnects	
Name of the System:	BERNEIL WATER COMPANY
ADEQ Public Water System Number:	AZ0407008
ADWR PCC Number:	91-000183.0000

Month	Termination without Notice R14-2-410.B	Termination with Notice R14-2-410.C	Other
January	0	0	0
February	0	0	0
March	0	0	0
April	0	0	0
May	0	0	0
June	0	0	0
July	0	0	0
August	0	0	0
September	0	0	0
October	0	0	0
November	0	0	0
December	0	0	0
Total	0	0	0

Other (description):

Instructions: Fill out the Grey Cells with the relevent information. Input 0 or none if there is nothing recorded in that account or there is no applicable information to report.

Property Taxes

Amount of actual property taxes paid during Calendar Year 2020 was

\$17,461

If no property taxes paid, explain why.

Instructions: Fill out the Grey Cells with the relevant information. Input 0 or none if there is nothing recorded in that account or there is no applicable information to report.

Verification and Sworn Statement (Taxes)

Verification: State of Arizona I, the undersigned of the
(state name)

County of (county name): Maricopa
Name (owner or official) title: Bradley Folkman, President
Company name: Berneil Water Company

DO SAY THAT THIS ANNUAL UTILITY PROPERTY TAX AND SALES TAX REPORT TO THE ARIZONA CORPORATION COMMISSION.

FOR THE YEAR ENDING: 12/31/20

HAS BEEN PREPARED UNDER MY DIRECTION, FROM THE ORIGINAL BOOKS, PAPERS AND RECORDS OF SAID UTILITY; THAT I HAVE CAREFULLY EXAMINED THE SAME, AND DECLARE THE SAME TO BE A COMPLETE AND CORRECT STATEMENT OF BUSINESS AND AFFAIRS OF SAID UTILITY FOR THE PERIOD COVERED BY THIS REPORT IN RESPECT TO EACH AND EVERY MATTER AND THING SET FORTH, TO THE BEST OF MY KNOWLEDGE, INFORMATION AND BELIEF.

Sworn Statement: I HEREBY ATTEST THAT ALL PROPERTY TAXES FOR SAID COMPANY ARE CURRENT AND PAID IN FULL.

I HEREBY ATTEST THAT ALL SALES TAXES FOR SAID COMPANY ARE CURRENT AND PAID IN FULL.

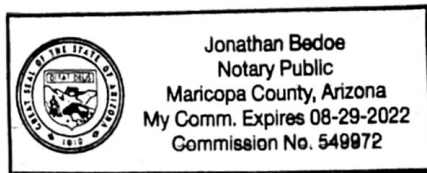
Bradley Folkman
signature of owner/official

480-966-5804
telephone no.

SUBSCRIBED AND SWORN TO BEFORE ME A NOTARY PUBLIC
IN AND FOR THE COUNTY

THIS 29 DAY OF April 2021
(month) and (year)

MY COMMISSION EXPIRES Aug 29, 2022
(date)



Jonathan Bedoe
(signature of notary public)

Verification and Sworn Statement

Verification:

State of Arizona I, the undersigned of the
(state name)
County of (county name): Maricopa
Name (owner or official) title: Bradley Folkman, President
Company name: Berneil Water Company

DO SAY THAT THIS ANNUAL UTILITY PROPERTY TAX AND SALES TAX REPORT TO THE ARIZONA CORPORATION COMMISSION.

FOR THE YEAR ENDING: 12/31/20

HAS BEEN PREPARED UNDER MY DIRECTION, FROM THE ORIGINAL BOOKS, PAPERS AND RECORDS OF SAID UTILITY; THAT I HAVE CAREFULLY EXAMINED THE SAME, AND DECLARE THE SAME TO BE A COMPLETE AND CORRECT STATEMENT OF BUSINESS AND AFFAIRS OF SAID UTILITY FOR THE PERIOD COVERED BY THIS REPORT IN RESPECT TO EACH AND EVERY MATTER AND THING SET FORTH, TO THE BEST OF MY KNOWLEDGE, INFORMATION AND BELIEF.

Sworn Statement: IN ACCORDANCE WITH THE REQUIREMENTS OF TITLE 40, ARTICLE 8, SECTION 40-401, ARIZONA REVISED STATUTES, IT IS HEREIN REPORTED THAT THE GROSS OPERATING REVENUE OF SAID UTILITY DERIVED FROM ARIZONA INTRASTATE UTILITY OPERATIONS DURING THE CALENDAR YEAR WAS:

Arizona Intrastate Gross Operating Revenues Only (\$)

\$781,829

(The amount in the box above includes

\$66,245 in sales taxes
billed or collected)


[Signature]
signature of owner/official

480-966-5804
telephone no.

SUBSCRIBED AND SWORN TO BEFORE ME A NOTARY PUBLIC
IN AND FOR THE COUNTY

THIS 29 DAY OF April 2021
(month) and (year)

MY COMMISSION EXPIRES Aug 29 2022
(date)

 Jonathan Bedoe
Notary Public
Maricopa County, Arizona
My Comm. Expires 08-29-2022
Commission No. 549972

[Signature]
(signature of notary public)

Verification and Sworn Statement (Residential Revenue)

Verification:

State of Arizona I, the undersigned of the
(state name)

County of (county name): Maricopa
Name (owner or official) title: Bradley Folkman, President
Company name: Berneil Water Company

DO SAY THAT THIS ANNUAL UTILITY PROPERTY TAX AND SALES TAX REPORT TO THE ARIZONA CORPORATION COMMISSION.

FOR THE YEAR ENDING: 12/31/20

HAS BEEN PREPARED UNDER MY DIRECTION, FROM THE ORIGINAL BOOKS, PAPERS AND RECORDS OF SAID UTILITY; THAT I HAVE CAREFULLY EXAMINED THE SAME, AND DECLARE THE SAME TO BE A COMPLETE AND CORRECT STATEMENT OF BUSINESS AND AFFAIRS OF SAID UTILITY FOR THE PERIOD COVERED BY THIS REPORT IN RESPECT TO EACH AND EVERY MATTER AND THING SET FORTH, TO THE BEST OF MY KNOWLEDGE, INFORMATION AND BELIEF.

Sworn Statement: IN ACCORDANCE WITH THE REQUIREMENTS OF TITLE 40, ARTICLE 8, SECTION 40-401, ARIZONA REVISED STATUTES, IT IS HEREIN REPORTED THAT THE GROSS OPERATING REVENUE OF SAID UTILITY DERIVED FROM ARIZONA INTRASTATE UTILITY OPERATIONS RECEIVED FROM RESIDENTIAL CUSTOMERS DURING THE CALENDAR YEAR WAS:

Arizona Intrastate Gross Operating Revenues Only (\$)
\$780,124
(The amount in the box above includes
\$66,088 in sales taxes
billed or collected)


[Signature]
signature of owner/official

480-966-5804
telephone no.

SUBSCRIBED AND SWORN TO BEFORE ME A NOTARY PUBLIC
IN AND FOR THE COUNTY Maricopa
(county name)

THIS 29 DAY OF April 2021
(month) and (year)

MY COMMISSION EXPIRES Aug 29, 2022
(date)

 Jonathan Bedoe
Notary Public
Maricopa County, Arizona
My Comm. Expires 08-29-2022
Commission No. 549972

[Signature]
(signature of notary public)

Full Gross-up Method for Income Tax Statement of Certification

Verification:


State of Arizona I, the undersigned of the
(state name)

County of (county name): Maricopa
Name (owner or official) title: Bradley Folkman, President
Company name: Berneil Water Company

FOR THE YEAR ENDING: 12/31/20

Sworn Statement:

IN ACCORDANCE WITH THE REQUIREMENTS OF DECISION NO. 77084, BECAUSE THE UTILITY REQUIRES THE GROSS UP OF ADVANCES AND CONTRIBUTIONS, I HEREBY STATE THAT THE UTILITY HAS INCURRED OR IS EXPECTED TO INCUR A NET INCREASE IN CURRENT INCOME TAX EXPENSE OR A DECREASE IN DEFERRED TAX ASSET FOR A CARRY FORWARD ACCORDING TO GAAP IN AN AMOUNT EQUAL TO OR GREATER THAN THE AMOUNT OF THE REQUIRED GROSS UP PAID BY DEVELOPERS IN THE PERIOD COVERED BY THIS ANNUAL REPORT.



signature of owner/official


480-966-5804


telephone no.

SUBSCRIBED AND SWORN TO BEFORE ME A NOTARY PUBLIC
IN AND FOR THE COUNTY Maricopa
(county name)

THIS 29 DAY OF April 2021
(month) and (year)

MY COMMISSION EXPIRES Aug 29, 2022
(date)

**Jonathan Bedoe**
Notary Public
Maricopa County, Arizona
My Comm. Expires 08-29-2022
Commission No. 549972



(signature of notary public)