

**ANNUAL REPORT**

Of

Company Name: **Big Park Water Company**  
45 Castle Rock Rd., Ste. 4

Mailing Address: Sedona AZ  
86351

Docket No.: W-01624A  
For the Year Ended: 12/31/22

**WATER UTILITY**

To

Arizona Corporation Commission

**Due on April 15th**

Email: Util-Compliance@azcc.gov, mail or deliver the completed Annual Report to:  
Arizona Corporation Commission  
Compliance Section - Utilities Division  
1200 West Washington Street  
Phoenix, Arizona 85007

Application Type: Original Filing  
Application Date: 4/13/2023

ARIZONA CORPORATION COMMISSION  
WATER UTILITY ANNUAL REPORT  
Big Park Water Company  
A Class  Utility

For the Calendar Year Ended: 12/31/22

Primary Address: 45 CASTLE ROCK ROAD, SUITE 4  
City: SEDONA State: Arizona Zip Code: 86351

Telephone Number: 928-284-2298

Date of Original Organization of Utility: 5/17/1965

Person to whom correspondence should be addressed concerning this report:

Name: DOTTIE TALKINGTON  
Telephone No. : 928-284-2298  
Address: 45 CASTLE ROCK ROAD, SUITE 4  
City: SEDONA State: Arizona Zip Code: 86351  
Email: info@bigparkwater.com

On-Site Manager

Name: NICHOLAS GUDOVIC  
Telephone No. : 928-284-2298  
Address: 45 CASTLE ROCK ROAD, SUITE 4  
City: SEDONA State: Arizona Zip Code: 86351  
Email: ngudovic@bigparkwater.com

NA

Name: N/A  
Telephone No. : N/A  
Address: N/A  
City: N/A State: Arizona Zip Code: N/A  
Email: N/A

NA

Name: N/A  
Telephone No. : N/A  
Address: N/A  
City: N/A State: Arizona Zip Code: N/A  
Email: N/A

NA

Name: N/A  
Telephone No. : N/A  
Address: N/A  
City: N/A State: Arizona Zip Code: N/A  
Email: N/A

Ownership: "C" Corporation

Counties Served: Yavapai

**Important changes during the year**

No	For those companies not subject to the affiliated interest rules, has there been a change in ownership or direct control during the year? If yes, please provide specific details in the box below.
	N/A

No	Has the company been notified by any other regulatory authorities during the year, that they are out of compliance? If yes, please provide specific details in the box below.
	N/A

Utility Plant in Service (Water)							
Account No.	Description	Beginning Year Original Cost	Current Year Additions	Current Year Retirements	Adjusted Original Cost	Accumulated Depreciation	OCLD (OC less AD)
301	Organization	\$27,882	\$2,303	\$0	\$30,185	\$0	\$30,185
302	Franchises	182	0	0	182	0	182
303	Land and Land Rights	138,272	0	0	138,272	0	138,272
304	Structures and Improvements	119,474	6,218	0	125,692	102,122	23,570
305	Collecting & Improving Reservoirs	0	0	0	0	0	0
306	Lake, River, Canal Intakes	0	0	0	0	0	0
307	Wells and Springs	416,507	0	0	416,507	362,849	53,658
308	Infiltration Galleries	0	0	0	0	0	0
309	Supply Mains	0	0	0	0	0	0
310	Power Generation Equipment	0	0	0	0	0	0
311	Pumping Equipment	541,302	0	0	541,302	476,101	65,202
320	Water Treatment Equipment	0	0	0	0	0	0
320.1	Water Treatment Plants	870,079	0	0	870,079	322,660	547,419
320.2	Solution Chemical Feeders	0	0	0	0	0	0
320.3	Point-of-Use Treatment Devices	0	0	0	0	0	0
320.4	Arsenic Treatment Media	163,853	1,624	0	165,476	91,034	74,443
330	Distribution Reservoirs and Standpipes	266,139	0	0	266,139	219,552	46,587
330.1	Storage Tanks	0	0	0	0	0	0
330.2	Pressure Tanks	0	0	0	0	0	0
331	Transmission and Distribution Mains	3,684,657	14,398	0	3,699,055	2,542,158	1,156,897
333	Services	808,625	52,980	895	860,709	522,560	338,149
334	Meters and Meter Installations	879,696	360,299	8,040	1,231,955	468,811	763,144
335	Hydrants	250,183	0	0	250,183	153,104	97,079
336	Backflow Prevention Devices	0	0	0	0	0	0
339	Other Plant and Misc. Equipment	174,032	0	0	174,032	83,808	90,224
340	Office Furniture and Equipment	132,913	767	0	133,680	86,765	46,915
340.1	Computer & Software	36,814	5,105	1,566	40,353	14,927	25,426
341	Transportation Equipment	176,111	112,306	35,221	253,196	150,744	102,451
342	Stores Equipment	0	0	0	0	0	0
343	Tools, Shop and Garage Equipment	59,778	8,515	403	67,890	35,186	32,704
344	Laboratory Equipment	0	0	0	0	0	0
345	Power Operated Equipment	131,784	7,238	900	138,122	47,221	90,901
346	Communication Equipment	22,550	4,043	0	26,593	9,601	16,992
347	Miscellaneous Equipment	0	0	0	0	0	0
348	Other Tangible Plant	2,008	0	0	2,008	0	2,008
	<b>Totals</b>	<b>\$8,902,840</b>	<b>\$575,795</b>	<b>\$47,024</b>	<b>\$9,431,610</b>	<b>\$5,689,203</b>	<b>\$3,742,407</b>

Big Park Water Company  
Annual Report  
Depreciation Expense for the Current Year (Water)  
12/31/22

Depreciation Expense for the Current Year (Water)									
Account No.	Description	Beginning Year Original Cost	Current Year Additions	Current Year Retirements	Adjusted Original Cost	Fully Depreciated/Non-depreciable Plant	Depreciable Plant	Depreciation Percentages	Depreciation Expense
301	Organization	\$27,882	\$2,303	\$0	\$30,185	\$27,882	\$2,303	0.00%	\$0
302	Franchises	182	0	0	182	182	0	0.00%	0
303	Land and Land Rights	138,272	0	0	138,272	138,272	0	0.00%	0
304	Structures and Improvements	119,474	6,218	0	125,692	57,193	68,499	3.33%	2,177
305	Collecting & Improving Reservoirs	0	0	0	0	0	0	0.00%	0
306	Lake, River, Canal Intakes	0	0	0	0	0	0	0.00%	0
307	Wells and Springs	416,507	0	0	416,507	239,606	176,901	3.33%	5,891
308	Infiltration Galleries	0	0	0	0	0	0	0.00%	0
309	Supply Mains	0	0	0	0	0	0	0.00%	0
310	Power Generation Equipment	0	0	0	0	0	0	0.00%	0
311	Pumping Equipment	541,302	0	0	541,302	38,360	502,943	12.50%	62,868
320	Water Treatment Equipment	0	0	0	0	0	0	0.00%	0
320.1	Water Treatment Plants	870,079	0	0	870,079	135,872	734,207	3.33%	24,449
320.2	Solution Chemical Feeders	0	0	0	0	0	0	0.00%	0
320.3	Point-of-Use Treatment Devices	0	0	0	0	0	0	0.00%	0
320.4	Arsenic Treatment Media	163,853	1,624	0	165,476	0	165,476	67.00%	110,325
330	Distribution Reservoirs and Standpipes	266,139	0	0	266,139	137,810	128,330	2.22%	2,849
330.1	Storage Tanks	0	0	0	0	0	0	0.00%	0
330.2	Pressure Tanks	0	0	0	0	0	0	0.00%	0
331	Transmission and Distribution Mains	3,684,657	14,398	0	3,699,055	533,978	3,165,077	2.00%	63,158
333	Services	808,625	52,980	895	860,709	112,393	748,316	3.33%	24,052
334	Meters and Meter Installations	879,696	360,299	8,040	1,231,955	191,260	1,040,695	8.33%	72,018
335	Hydrants	250,183	0	0	250,183	25,371	224,812	2.00%	4,496
336	Backflow Prevention Devices	0	0	0	0	0	0	0.00%	0
339	Other Plant and Misc Equipment	174,032	0	0	174,032	0	174,032	6.67%	11,608
340	Office Furniture and Equipment	132,913	767	0	133,680	0	133,680	6.67%	8,891
340.1	Computer & Software	36,814	5,105	1,566	40,353	0	40,353	20.00%	7,717
341	Transportation Equipment	176,111	112,306	35,221	253,196	0	253,196	20.00%	42,931
342	Stores Equipment	0	0	0	0	0	0	0.00%	0
343	Tools, Shop and Garage Equipment	59,778	8,515	403	67,890	0	67,890	5.00%	3,192
344	Laboratory Equipment	0	0	0	0	0	0	0.00%	0
345	Power Operated Equipment	131,784	7,238	900	138,122	0	138,122	5.00%	6,748
346	Communication Equipment	22,550	4,043	0	26,593	0	26,593	10.00%	2,457
347	Miscellaneous Equipment	0	0	0	0	0	0	0.00%	0
348	Other Tangible Plant	2,008	0	0	2,008	1,373	635	0.00%	0
	<b>Subtotal</b>	<b>\$8,902,840</b>	<b>\$575,795</b>	<b>\$47,024</b>	<b>\$9,431,610</b>	<b>\$1,639,552</b>	<b>\$7,792,059</b>		<b>\$455,826</b>

Contribution(s) in Aid of Construction (Gross)	\$4,081,524
Less: Non Amortizable Contribution(s)	319,116
Fully Amortized Contribution(s)	0
Amortizable Contribution(s)	<u>\$3,762,408</u>
Times: Proposed Amortization Rate	5.85%
Amortization of CIAC	\$220,096

Less: Amortization of CIAC \$220,096

**DEPRECIATION EXPENSE** **\$235,730**

Big Park Water Company  
Annual Report  
Balance Sheet Assets  
12/31/22

Balance Sheet Assets				
	Assets		Balance at Beginning of Year (2022)	Balance at End of Year (2022)
Account No.	<b>Current and Accrued Assets</b>			
131	Cash		\$100,271	\$242,978
134	Working Funds		0	3,522,291
135	Temporary Cash Investments		0	0
141	Customer Accounts Receivable		100,016	116,714
146	Notes Receivable from Associated Companies		37,987	(5,088)
151	Plant Material and Supplies		14,219	26,995
162	Prepayments		4,893	5,452
174	Miscellaneous Current and Accrued Assets		248,619	166,619
	<b>Total Current and Accrued Assets</b>		<b>\$506,005</b>	<b>\$4,075,961</b>
Account No.	<b>Fixed Assets</b>			
101	Utility Plant in Service*		\$8,746,023	\$9,431,610
103	Property Held for Future Use		0	0
105	Construction Work in Progress		204,193	287,464
108	Accumulated Depreciation (enter as negative)*		(5,168,110)	(5,689,203)
121	Non-Utility Property		34,367	0
122	Accumulated Depreciation - Non Utility		0	0
186.03	Regulatory Asset		126,509	147,482
	<b>Total Fixed Assets</b>		<b>\$3,942,982</b>	<b>\$4,177,353</b>
	<b>Total Assets</b>		<b>\$4,448,987</b>	<b>\$8,253,314</b>

\*Note these items feed automatically from AR3 UPIS Page 4

Big Park Water Company  
Annual Report  
Balance Sheet Liabilities and Owners Equity

<b>Balance Sheet Liabilities and Owners Equity</b>				
	<b>Liabilities</b>		<b>Balance at Beginning of Year (2022)</b>	<b>Balance at End of Year (2022)</b>
<b>Account No.</b>	<b>Current Liabilities</b>			
231	Accounts Payable		\$60,515	\$301,759
232	Notes Payable (Current Portion)		197,824	114,016
234	Notes Payable to Associated Companies		0	0
235	Customer Deposits		6,405	6,335
236	Accrued Taxes		37,479	62,107
237	Accrued Interest		0	0
242	Miscellaneous Current and Accrued Liabilities		11,246	10,800
	<b>Total Current Liabilities</b>		<b>\$313,469</b>	<b>\$495,017</b>
	<b>Long Term Debt</b>			
224	Long Term Debt (Notes and Bonds)		\$231,866	\$4,197,137
	<b>Deferred Credits</b>			
251	Unamortized Premium on Debt		\$0	\$0
252	Advances in Aid of Construction		344,207	336,601
255	Accumulated Deferred Investment Tax Credits		0	0
271	Contributions in Aid of Construction		4,126,440	4,161,783
272	Less: Amortization of Contributions		(1,846,874)	(2,166,359)
281	Accumulated Deferred Income Tax		168,984	156,985
	<b>Total Deferred Credits</b>		<b>\$2,792,757</b>	<b>\$2,489,010</b>
	<b>Total Liabilities</b>		<b>\$3,338,092</b>	<b>\$7,181,164</b>
	<b>Capital Accounts</b>			
201	Common Stock Issued		\$10,000	\$10,000
211	Other Paid-In Capital		143,962	143,962
215	Retained Earnings		956,933	918,189
218	Proprietary Capital (Sole Props and Partnerships)		0	0
	<b>Total Capital</b>		<b>\$1,110,895</b>	<b>\$1,072,151</b>
	<b>Total Liabilities and Capital</b>		<b>\$4,448,987</b>	<b>\$8,253,314</b>

**Note: Total liabilities and Capital must match total assets for the beginning and end of the year!**

Big Park Water Company  
Annual Report  
Water Comparative Income Statement  
12/31/22

<b>Water Comparative Income Statement</b>			
Account No.	Calendar Year	Current Year 01/01/2022 - 12/31/2022	Last Year 01/01/2021 - 12/31/2021
	<b>Operating Revenue</b>		
461	Metered Water Revenue	\$1,610,200	\$1,734,587
460	Unmetered Water Revenue	0	0
462	Fire Protection Revenue	0	0
469	Guaranteed Revenues (Surcharges)	181,680	0
471	Miscellaneous Service Revenues	13,300	0
474	Other Water Revenue	21,906	46,945
	<b>Total Revenues</b>	<b>\$1,827,086</b>	<b>\$1,781,532</b>
	<b>Operating Expenses</b>		
601	Salaries and Wages	\$589,275	\$526,154
604	Employee Pensions and Benefits	23,628	22,122
610	Purchased Water	0	0
615	Purchased Power	129,273	124,377
618	Chemicals	0	0
620	Materials and Supplies	0	0
620.1	Repairs and Maintenance	131,069	57,779
620.2	Office Supplies and Expense	82,040	71,541
630	Contractual Services	0	0
631	Contractual Services - Engineering	0	0
632	Contractual Services - Accounting	34,444	10,054
633	Contractual Services - Legal	954	1,803
634	Contractual Services - Management Fees	0	0
635	Contractual Services - Water Testing	12,859	5,343
636	Contractual Services - Other	5,645	2,040
640	Rents	0	0
641	Rental of Building/Real Property	27,922	21,476
642	Rental of Equipment	0	0
650	Transportation Expenses	51,378	35,745
657	Insurance - General Liability	13,470	15,143
657.1	Insurance - Health and Life	61,731	58,659
665	Regulatory Commission Expense - Rate	27,337	8,966
670	Bad Debt Expense	1,424	848
675	Miscellaneous Expense	27,811	31,468
403	Depreciation Expense (From Schedule AR4)	235,730	226,542
407.04	Amortization of Regulatory Asset	37,027	37,027
408	Taxes Other Than Income	54,223	51,535
408.11	Property Taxes	46,425	54,745
409	Income Taxes	114,672	53,280
427.1	Customer Security Deposit Interest	381	38
	<b>Total Operating Expenses</b>	<b>\$1,708,718</b>	<b>\$1,416,683</b>
	<b>Operating Income / (Loss)</b>	<b>\$118,369</b>	<b>\$364,849</b>
	<b>Other Income / (Expense)</b>		
419	Interest and Dividend Income	\$32,126	\$18,017
421	Non-Utility Income	32,047	10,299
426	Miscellaneous Non-Utility (Expense)	(921)	(500)
427	Interest (Expense)	(118,252)	(22,343)
	<b>Total Other Income / (Expense)</b>	<b>(\$54,999)</b>	<b>\$5,473</b>
	<b>Net Income / (Loss)</b>	<b>\$63,369</b>	<b>\$370,322</b>



Big Park Water Company  
 Annual Report  
 Full time equivalent employees  
 12/31/22

**Full time equivalent employees**

	Direct Company	Allocated	Outside service	Total
President	1.0	0.0	0.0	1.0
Vice-president	0.0	0.0	0.0	0.0
Manager	1.0	0.0	0.0	1.0
Engineering Staff	0.0	0.0	0.0	0.0
System Operator(s)	2.0	0.0	0.0	2.0
Meter reader	1.0	0.0	0.0	1.0
Customer Service	1.5	0.0	0.0	1.5
Accounting	1.0	0.0	0.0	1.0
Business Office	0.0	0.0	0.0	0.0
Rates Department	0.0	0.0	0.0	0.0
Administrative Staff	1.0	0.0	0.0	1.0
Other	0.0	0.0	0.0	0.0
<b>Total</b>	<b>8.5</b>	<b>0.0</b>	<b>0.0</b>	<b>8.5</b>

Big Park Water Company  
 Annual Report  
 Supplemental Financial Data (Long-Term Debt)  
 12/31/22

Supplemental Financial Data (Long-Term Debt)					
	Loan #1	Loan #2	Loan #3	Loan #4	Loan #5
Date Issued	11/12/2010	4/29/2022	9/3/2022	3/28/2022	6/8/2022
Source of Loan	WIFA	Co-Bank	Co-Bank	Ally Auto	Ally Auto
ACC Decision No.	71793	78235	78235	78235	78235
Reason for Loan	Arsenic Remediation	Equipment	System Upgrades	Truck Purchase	Truck Purchase
Dollar Amt. Issued	\$415,000	\$105,000	\$4,150,462	\$49,112	\$49,475
Amount Outstanding	\$0	\$82,790	\$4,114,347	\$43,481	\$45,280
Date of Maturity	5/3/2022	4/20/2029	4/20/2042	3/28/2027	6/8/2027
Interest Rate	4.20%	5.35%	6.20%	5.93%	5.98%
Current Year Interest	\$3,993	\$4,582	\$87,008	\$2,020	\$1,557
Current Year Principal	\$197,427	\$22,410	\$36,115	\$5,631	\$4,195

Meter Deposit Balance at Test Year End:	\$148,984
---	-----------

Meter Deposits Refunded During the Test Year:	\$21,459
---	----------

*List all bonds, notes, loans, and other types of indebtedness in which the proceeds were used in the provision of public utility service. Indebtedness incurred for personal uses by the owner of the utility should not be listed. Input 0 or none if there is nothing to report for that cell.*

Well and Water Usage												
Name of the System		BIG PARK WATER CO										
ADEQ Public Water System Number:		AZ0413012										
ADWR PCC Number:		91-000609.0000										
Well registry 55# (55-XXXXXX)	Pump Horsepower	Pump Yield (gpm)	Casing Depth (feet)	Casing Diameter (inches)	Pump Motor Type **	Year Drilled	Water level 2011	Water level 2021	Meter Size (inches)	How measured:	Active	
55-603676	40	180	750	8	Submersible	1979	422	456	3	Metered	Yes	
55-606686	30	225	500	8	Submersible	1968	347	391	3	Metered	Yes	
55-606687	40	250	610	6	Submersible	1973	422	463	3	Metered	Yes	
55-636197	40	175	581	6	Submersible	1971	458	515	3	Metered	Yes	
55-512562	125	504	820	12	Turbine	1986	371	387	8	Metered	Yes	
55-616669	15	40	625	8	Submersible	1963	OOS	OOS	3	Metered	No	
55-805060	5	36	610	8	Submersible	1955	OOS	OOS	2	Metered	No	
N/A	N/A	N/A	N/A	N/A	N/A	N/A	N/A	N/A	N/A	N/A	N/A	
N/A	N/A	N/A	N/A	N/A	N/A	N/A	N/A	N/A	N/A	N/A	N/A	
N/A	N/A	N/A	N/A	N/A	N/A	N/A	N/A	N/A	N/A	N/A	N/A	
N/A	N/A	N/A	N/A	N/A	N/A	N/A	N/A	N/A	N/A	N/A	N/A	
N/A	N/A	N/A	N/A	N/A	N/A	N/A	N/A	N/A	N/A	N/A	N/A	
N/A	N/A	N/A	N/A	N/A	N/A	N/A	N/A	N/A	N/A	N/A	N/A	
N/A	N/A	N/A	N/A	N/A	N/A	N/A	N/A	N/A	N/A	N/A	N/A	
N/A	N/A	N/A	N/A	N/A	N/A	N/A	N/A	N/A	N/A	N/A	N/A	
N/A	N/A	N/A	N/A	N/A	N/A	N/A	N/A	N/A	N/A	N/A	N/A	
N/A	N/A	N/A	N/A	N/A	N/A	N/A	N/A	N/A	N/A	N/A	N/A	
N/A	N/A	N/A	N/A	N/A	N/A	N/A	N/A	N/A	N/A	N/A	N/A	
N/A	N/A	N/A	N/A	N/A	N/A	N/A	N/A	N/A	N/A	N/A	N/A	

Name of system water delivered to:	LITTLE PARK WATER CO
ADWR PCC Number:	91-000651.0000
Source of water delivered to another system	Ground Water
Name of system water received from:	NA
ADWR PCC Number:	#N/A
Source of water received	NA
Well registry 55# (55-XXXXXX):	NA

Month	Water withdrawn (gallons) <sup>1</sup>	Water sold (gallons) <sup>2</sup>	Water delivered (sold) to other systems (gallons) <sup>3</sup>	Water received (purchased) from other systems (gallons) <sup>4</sup>	Estimated authorized use (gallons) <sup>5</sup>	Purchased Power Expense <sup>6</sup>	Purchased Power (kWh) <sup>7</sup>
January	18,465,032.00	16,961,520.00	0.00	0.00	6,000.00	\$8,603	78,103
February	16,302,680.00	13,716,629.00	630.00	0.00	6,000.00	8,803	76,443
March	20,164,712.00	14,656,219.00	370.00	0.00	28,000.00	8,718	75,496
April	27,248,912.00	23,682,769.00	250.00	0.00	6,000.00	10,432	93,091
May	24,997,960.00	23,255,414.00	200.00	0.00	47,000.00	11,779	108,340
June	23,834,448.00	24,595,787.00	240.00	0.00	31,000.00	12,800	120,597
July	33,470,560.00	32,784,695.00	340.00	0.00	13,000.00	13,396	127,772
August	22,400,152.00	23,383,173.00	160.00	0.00	12,000.00	12,301	114,503
September	29,279,240.00	26,550,515.00	2,910.00	0.00	52,000.00	11,563	105,687
October	20,585,776.00	19,550,785.00	910.00	0.00	0.00	10,881	98,382
November	17,933,240.00	14,415,120.00	140.00	0.00	25,000.00	10,258	91,643
December	20,609,360.00	18,733,793.00	760.00	0.00	10,000.00	9,738	86,001
Totals	275,292,072.00	252,286,419.00	6,910.00	0.00	236,000.00	\$129,273	1,176,058

If applicable, in the space below please provide a description for all un-metered water use along with amounts:

<sup>1</sup> Water withdrawn - Total gallons of water withdrawn from pumped sources.  
<sup>2</sup> Water sold - Total gallons from customer meters, and other sales such as construction water.  
<sup>3</sup> Water delivered (sold) to other systems - Total gallons of water delivered to other systems.  
<sup>4</sup> Water received (purchased) from other systems - Total gallons of water purchased/received from other systems.  
<sup>5</sup> Estimated authorized use - Total estimated gallons from authorized metered or unmetered use. Authorized uses such as flushing (mains, services and hydrants) draining/cleaning tanks, process, construction, fire fighting, etc. Non-authorized use (real losses) are service line breaks and leaks, water main breaks, meter inaccuracies and theft.  
<sup>6</sup> Enter the total purchased power costs for the power meters associated with this system.  
<sup>7</sup> Enter the total purchased kWh used by the power meters associated with this system.

Water Utility Plant Description	
Name of the System:	BIG PARK WATER CO
ADEQ Public Water System Number:	AZ0413012
ADWR PCC Number:	91-000609.0000

MAINS		
Sizes (inches)	Material	Length (feet)
2.00	PVC	9,264
3.00	NA	0
4.00	PVC	25,384
5.00	NA	0
6.00	PVC/DIP	163,200
8.00	PVC/DIP	53,516
10.00	NA	0
12.00	NA	0
NA	NA	0
NA	NA	0
NA	NA	0
NA	NA	0
NA	NA	0
NA	NA	0

CUSTOMER METERS			
Size (inches)	Quantity	Percent over 1,00,000 gallons	Percent over 10 years old
5/8 X 3/4	2,598	45%	78%
0.75	182	20%	88%
1	305	30%	70%
1.5	10	100%	85%
2	49	100%	90%
3	8	100%	85%
4	5	75%	50%
NA	NA	NA	NA
NA	NA	NA	NA
NA	NA	NA	NA
NA	NA	NA	NA
NA	NA	NA	NA
NA	NA	NA	NA
NA	NA	NA	NA
NA	NA	NA	NA
NA	NA	NA	NA
NA	NA	NA	NA
NA	NA	NA	NA

SERVICE LINES			
Material	Percent of system	Year installed	
Black poly	40%	N/A	
Copper	35%	N/A	
PVC	25%	N/A	
	NA	NA	N/A
	NA	NA	N/A

BOOSTER PUMPS		
Horsepower	GPM	Quantity
25	unk	5
15	unk	3
10	unk	1
7.5	unk	2
5	unk	3
0.75	unk	3

FIRE HYDRANTS	
Type	Quantity
Standard *	293
Other	0

STORAGE TANKS			
Capacity (gallons)	Material	Quantity	Year installed
333,000	steel	1	NA
178,000	steel	1	NA
50,000	steel	2	NA
44,000	steel	1	NA
NA	NA	NA	NA
NA	NA	NA	NA

PRESSURE/BLADDER TANKS			
Capacity (gallons)	Material	Quantity	Year installed
10,000	Steel	1	NA
5,000	steel	2	NA
1,000	steel	2	NA
200	steel	1	NA
NA	NA	NA	NA
NA	NA	NA	NA

\* A standard fire hydrant has two 2.5 inch hose connection nozzles with 7.5 threads per inch, and one 4.5 inch pumper connection nozzle with 4 threads per inch.

**Water Utility Plant Description (Continued)**

For the following three items, list the utility owned assets in each category for each system.

<b>TREATMENT EQUIPMENT:</b>	2 - 180 gpm Arsenic Treatment plant (absorption); 2 - 250 gpm Arsenic Treatment plant(absorption); 1-550 gpm Arsenic Treatment plant (absorption)
-----------------------------	---

<b>STRUCTURES:</b>	4 - Block wall fences; 3 - chain link fences; 2 - pump houses; 1 - storage shed; 2 - booster pump vaults; 8 - pressure reducing vaults; 1 - 8' x 10' metal building; 2 - 10' x 25' metal buildings
--------------------	--

<b>OTHER:</b>	250 Kw generator - 1; test pump tank & trailer - 1; pressure washer tank - 1; Dodge Ram - 1; Vermeer Vacuum - 1; John Deere backhoe - 1; Chevy Silverado - 3; Ford F-150 - 1; Chevy Equinox - 1; Load King Dump trailer - 1; misc. tools; VFD - 2; SCADA System
---------------	---

Provide a calculation used to determine the value of one water equivalent residential connection (ERC).

Use one of the following methods:

- (a) If actual flow data are available from the preceding 12 months, divide the total annual single family residence (SFR) gallons sold by the average number of single family residence customers for the same period and divide the result by 365
- (b) If no historical flow data are available, use:  
 $ERC = ( \text{Total SFR gallons sold (Omit 000)} / 365 \text{ days} / 350 \text{ gallons per day} )$

ERC		5,824
Method used		(a)

Customer and Other Information	
Name of the System:	BIG PARK WATER CO
ADEQ Public Water System Number:	AZ0413012
ADWR PCC Number:	91-000609.0000

Month	Number of Customers				Other Non-Residential
	Single-Family	Multi-Family	Commercial	Turf/Irrigation	
January	2,960	0	243	0	0
February	2,962	0	243	0	0
March	2,968	0	243	0	0
April	2,968	0	243	0	0
May	2,971	0	243	0	0
June	2,972	0	243	0	0
July	2,974	0	243	0	0
August	2,976	0	243	0	0
September	2,979	0	243	0	0
October	2,981	0	243	0	0
November	2,985	0	243	0	0
December	2,986	0	243	0	0

If the system has fire hydrants, what is the fire flow requirements?  GPM for  hrs.

Does the system have chlorination treatment?

Does the Company have an ADWR Gallons Per Capita Per Day (GPCPD) requirement?   
 If yes, provide the GPCPD amount:

Is the Water Utility located in an ADWR Active Management Area (AMA)?   
 If yes, which AMA?

What is the present system connection capacity (in ERCs \*) using existing lines?

What is the future system connection capacity (in ERCs \*) upon service area buildout?

Describe any plans and estimated completion dates for any enlargements or improvements of this system.

\* an ERC is based on the calculation on the bottom of AR9 page 12.

Big Park Water Company  
 Annual Report  
 Utility Shutoffs / Disconnects  
 12/31/22

Utility Shutoffs / Disconnects	
Name of the System:	BIG PARK WATER CO
ADEQ Public Water System Number:	AZ0413012
ADWR PCC Number:	91-000609.0000

Month	Termination without Notice R14-2-410.B	Termination with Notice R14-2-410.C	Other
January	0	0	0
February	0	1	0
March	0	8	0
April	0	1	0
May	0	4	0
June	0	6	0
July	0	6	0
August	0	6	0
September	0	2	0
October	0	4	0
November	0	8	0
December	0	1	0
<b>Total</b>	<b>0</b>	<b>47</b>	<b>0</b>

Other (description):

NA
----

**Instructions:** Fill out the Grey Cells with the relevent information. Input 0 or none if there is nothing recorded in that account or there is no applicable information to report.

Big Park Water Company  
Annual Report  
Property Taxes  
12/31/22

Property Taxes	
----------------	--

Amount of actual property taxes paid during Calendar Year 2021 was	
--	--

\$46,169
----------

If no property taxes paid, explain why.
---

NA
----

<b>Instructions:</b> Fill out the Grey Cells with the relevant information. Input 0 or none if there is nothing recorded in that account or there is no applicable information to report.
---



Big Park Water Company  
Annual Report  
Verification and Sworn Statement (Taxes)  
12/31/22

**Verification and Sworn Statement (Taxes)**

**Verification:** State of Arizona I, the undersigned of the  
(state name)

County of (county name): Yavapai  
Name (owner or official) title: Nicholas Gudovic, Asst. Secretary  
Company name: Big Park Water Company

DO SAY THAT THIS ANNUAL UTILITY PROPERTY TAX AND SALES TAX REPORT TO THE ARIZONA CORPORATION COMMISSION.

FOR THE YEAR ENDING: 12/31/22

HAS BEEN PREPARED UNDER MY DIRECTION, FROM THE ORIGINAL BOOKS, PAPERS AND RECORDS OF SAID UTILITY; THAT I HAVE CAREFULLY EXAMINED THE SAME, AND DECLARE THE SAME TO BE A COMPLETE AND CORRECT STATEMENT OF BUSINESS AND AFFAIRS OF SAID UTILITY FOR THE PERIOD COVERED BY THIS REPORT IN RESPECT TO EACH AND EVERY MATTER AND THING SET FORTH, TO THE BEST OF MY KNOWLEDGE, INFORMATION AND BELIEF.

**Sworn Statement:** I HEREBY ATTEST THAT ALL PROPERTY TAXES FOR SAID COMPANY ARE CURRENT AND PAID IN FULL.

I HEREBY ATTEST THAT ALL SALES TAXES FOR SAID COMPANY ARE CURRENT AND PAID IN FULL.

[Signature]  
signature of owner/official


928-284-2298  
telephone no.

SUBSCRIBED AND SWORN TO BEFORE ME A NOTARY PUBLIC  
IN AND FOR THE COUNTY

THIS 15 DAY OF April  
(month) and (year)

MY COMMISSION EXPIRES

11-15-2024  
(date)  
[Signature]  
(signature of notary public)



Verification and Sworn Statement

Verification:

State of Arizona I, the undersigned of the  
(state name)  
County of (county name): Yavapai  
Name (owner or official) title: Nicholas Gudovic, Asst. Secretary  
Company name: Big Park Water Company

DO SAY THAT THIS ANNUAL UTILITY PROPERTY TAX AND SALES TAX REPORT TO THE ARIZONA CORPORATION COMMISSION.

FOR THE YEAR ENDING: 12/31/22

HAS BEEN PREPARED UNDER MY DIRECTION, FROM THE ORIGINAL BOOKS, PAPERS AND RECORDS OF SAID UTILITY; THAT I HAVE CAREFULLY EXAMINED THE SAME, AND DECLARE THE SAME TO BE A COMPLETE AND CORRECT STATEMENT OF BUSINESS AND AFFAIRS OF SAID UTILITY FOR THE PERIOD COVERED BY THIS REPORT IN RESPECT TO EACH AND EVERY MATTER AND THING SET FORTH, TO THE BEST OF MY KNOWLEDGE, INFORMATION AND BELIEF.

Sworn Statement: IN ACCORDANCE WITH THE REQUIREMENTS OF TITLE 40, ARTICLE 8, SECTION 40-401, ARIZONA REVISED STATUTES, IT IS HEREIN REPORTED THAT THE GROSS OPERATING REVENUE OF SAID UTILITY DERIVED FROM ARIZONA INTRASTATE UTILITY OPERATIONS DURING THE CALENDAR YEAR WAS:

Arizona Intrastate Gross Operating Revenues Only (\$)

\$1,932,613

(The amount in the box above includes

\$105,526 in sales taxes

billed or collected)



signature of owner/official

928-284-2298

telephone no.

SUBSCRIBED AND SWORN TO BEFORE ME A NOTARY PUBLIC  
IN AND FOR THE COUNTY Yavapai


THIS

13

DAY OF


April

(month) and (year)



MY COMMISSION EXPIRES

11-13-2024  
(date)

  
(signature of notary public)

**Verification and Sworn Statement (Residential Revenue)**

**Verification:**

State of Arizona I, the undersigned of the  
(state name)

County of (county name): Yavapai  
Name (owner or official) title: Nicholas Gudovic, Asst. Secretary  
Company name: Big Park Water Company

DO SAY THAT THIS ANNUAL UTILITY PROPERTY TAX AND SALES TAX REPORT TO THE ARIZONA CORPORATION COMMISSION.

FOR THE YEAR ENDING: 12/31/22

HAS BEEN PREPARED UNDER MY DIRECTION, FROM THE ORIGINAL BOOKS, PAPERS AND RECORDS OF SAID UTILITY; THAT I HAVE CAREFULLY EXAMINED THE SAME, AND DECLARE THE SAME TO BE A COMPLETE AND CORRECT STATEMENT OF BUSINESS AND AFFAIRS OF SAID UTILITY FOR THE PERIOD COVERED BY THIS REPORT IN RESPECT TO EACH AND EVERY MATTER AND THING SET FORTH, TO THE BEST OF MY KNOWLEDGE, INFORMATION AND BELIEF.

**Sworn Statement:** IN ACCORDANCE WITH THE REQUIREMENTS OF TITLE 40, ARTICLE 8, SECTION 40-401, ARIZONA REVISED STATUTES, IT IS HEREIN REPORTED THAT THE GROSS OPERATING REVENUE OF SAID UTILITY DERIVED FROM ARIZONA INTRASTATE UTILITY OPERATIONS RECEIVED FROM RESIDENTIAL CUSTOMERS DURING THE CALENDAR YEAR WAS:

Arizona Intrastate Gross Operating Revenues Only (\$)

\$1,302,102

(The amount in the box above includes

\$88,195 in sales taxes

billed or collected)



signature of owner/official

928-284-2298

telephone no.

SUBSCRIBED AND SWORN TO BEFORE ME A NOTARY PUBLIC  
IN AND FOR THE COUNTY Yavapai

(county name)

THIS

13

DAY OF


April

(month) and (year)

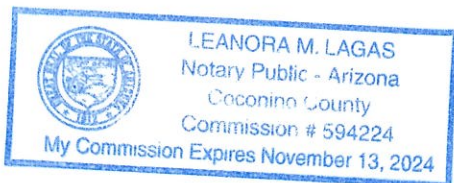
MY COMMISSION EXPIRES

11-13-2024

(date)



(signature of notary public)



Big Park Water Company  
Annual Report  
Full Gross-up Method for Income Tax Statement of Certification  
12/31/22

**Full Gross-up Method for Income Tax Statement of Certification**

**Verification:**


State of Arizona I, the undersigned of the  
(state name)

County of (county name): Yavapai  
Name (owner or official) title: Nicholas Gudovic, Asst. Secretary  
Company name: Big Park Water Company

FOR THE YEAR ENDING: 12/31/22

**Sworn Statement:**

IN ACCORDANCE WITH THE REQUIREMENTS OF DECISION NO. 77084, BECAUSE THE UTILITY REQUIRES THE GROSS UP OF ADVANCES AND CONTRIBUTIONS, I HEREBY STATE THAT THE UTILITY HAS NOT INCURRED NOR IS EXPECTED TO INCUR A NET INCREASE IN CURRENT INCOME TAX EXPENSE OR A DECREASE IN DEFERRED TAX ASSET FOR A CARRY FORWARD ACCORDING TO GAAP IN AN AMOUNT EQUAL TO OR GREATER THAN THE AMOUNT OF THE REQUIRED GROSS UP PAID BY DEVELOPERS IN THE PERIOD COVERED BY THIS ANNUAL REPORT.


  
signature of owner/official

928-284-2298  
telephone no.

SUBSCRIBED AND SWORN TO BEFORE ME A NOTARY PUBLIC  
IN AND FOR THE COUNTY Yavapai  
(county name)

THIS 15 DAY OF April  
(month) and (year)

MY COMMISSION EXPIRES 11-13-2024  
(date)

  
(signature of notary public)

