

RECEIVED BY EMAIL
6/07/2023, 4:55 PM
ARIZONA CORPORATION COMMISSION
UTILITIES DIVISION

ANNUAL REPORT

Of

Company Name:
PO Box 938

Mailing Address: Mayer AZ
86333

Docket No.: W-02089A
For the Year Ended:

WATER UTILITY

To

Arizona Corporation Commission

Due on April 15th

Email: Util-Compliance@azcc.gov, mail or deliver the completed Annual Report to:
Arizona Corporation Commission
Compliance Section - Utilities Division
1200 West Washington Street
Phoenix, Arizona 85007

Application Type:

Application Date:

ARIZONA CORPORATION COMMISSION
 WATER UTILITY ANNUAL REPORT
 Kylo Development Corp. DBA Bradshaw Mountainview Water Company
 A Class Utility

For the Calendar Year Ended:

Primary Address:
 City: State: Zip Code:

Telephone Number:

Date of Original Organization of Utility:

Person to whom correspondence should be addressed concerning this report:

Name:
 Telephone No. :
 Address:
 City: State: Zip Code:
 Email:

Regulatory and On-Site Manager Contact

Name:
 Telephone No. :
 Address:
 City: State: Zip Code:
 Email:

Name:
 Telephone No. :
 Address:
 City: State: Zip Code:
 Email:

Name:
 Telephone No. :
 Address:
 City: State: Zip Code:
 Email:

Name:
 Telephone No. :
 Address:
 City: State: Zip Code:
 Email:

Ownership:

Counties Served:

Important changes during the year	
--	--

No	For those companies not subject to the affiliated interest rules, has there been a change in ownership or direct control during the year?
	If yes, please provide specific details in the box below.
	N/A

No	Has the company been notified by any other regulatory authorities during the year, that they are out of compliance?
	If yes, please provide specific details in the box below.
	N/A

Utility Plant in Service (Water)							
Account No.	Description	Beginning Year Original Cost	Current Year Additions	Current Year Retirements	Adjusted Original Cost	Accumulated Depreciation	OCLD (OC less ΔD)
301	Organization	\$10,271	\$0	\$0	\$10,271	\$0	\$10,271
302	Franchises	0	0	0	0	0	0
303	Land and Land Rights	6,660	0	0	6,660	0	6,660
304	Structures and Improvements	71,892	0	0	71,892	37,133	34,759
305	Collecting & Improving Reservoirs	0	0	0	0	0	0
306	Lake, River, Canal Intakes	0	0	0	0	0	0
307	Wells and Springs	239,354	0	0	239,354	161,470	77,884
308	Infiltration Galleries	0	0	0	0	0	0
309	Supply Mains	0	0	0	0	0	0
310	Power Generation Equipment	82,278	0	0	82,278	51,424	30,854
311	Pumping Equipment	196,442	1,251	0	197,693	174,657	23,036
320	Water Treatment Equipment	0	0	0	0	0	0
320.1	Water Treatment Plants	0	0	0	0	0	0
320.2	Solution Chemical Feeders	1,250	0	0	1,250	1,250	0
320.3	Point-of-Use Treatment Devices	0	0	0	0	0	0
330	Distribution Reservoirs and Standpipes	119,904	0	0	119,904	119,904	0
330.1	Storage Tanks	0	0	0	0	0	0
330.2	Pressure Tanks	0	0	0	0	0	0
331	Transmission and Distribution Mains	1,070,603	31,060	0	1,101,663	592,862	508,801
333	Services	367,053	13,081	0	380,134	284,572	95,562
334	Meters and Meter Installations	293,587	3,712	0	297,299	244,809	52,490
335	Hydrants	327,635	0	0	327,635	197,284	130,351
336	Backflow Prevention Devices	0	0	0	0	0	0
339	Other Plant and Misc. Equipment	0	0	0	0	0	0
340	Office Furniture and Equipment	456	0	0	456	106	350
340.1	Computer & Software	0	1,495	0	1,495	150	1,345
341	Transportation Equipment	0	0	0	0	0	0
342	Stores Equipment	0	0	0	0	0	0
343	Tools, Shop and Garage Equipment	0	0	0	0	0	0
344	Laboratory Equipment	0	0	0	0	0	0
345	Power Operated Equipment	0	0	0	0	0	0
346	Communication Equipment	5,209	1,269	0	6,478	2,918	3,560
347	Miscellaneous Equipment	0	0	0	0	0	0
348	Other Tangible Plant	0	0	0	0	0	0
	Totals	\$2,792,594	\$51,868	\$0	\$2,844,462	\$1,868,539	\$975,923

Kyllo Development Corp. DBA Bradshaw Mountainview Water Company
Annual Report
Depreciation Expense for the Current Year (Water)
12/31/22

Depreciation Expense for the Current Year (Water)									
Account No.	Description	Beginning Year Original Cost	Current Year Additions	Current Year Retirements	Adjusted Original Cost	Fully Depreciated/Non-depreciable Plant	Depreciable Plant	Depreciation Percentages	Depreciation Expense
301	Organization	\$10,271	\$0	\$0	\$10,271	\$10,271	\$0	0.00%	\$0
302	Franchises	0	0	0	0	0	0	0.00%	0
303	Land and Land Rights	6,660	0	0	6,660	6,660	0	0.00%	0
304	Structures and Improvements	71,892	0	0	71,892	14,205	57,687	3.33%	1,921
305	Collecting & Improving Reservoirs	0	0	0	0	0	0		0
306	Lake, River, Canal Intakes	0	0	0	0	0	0		0
307	Wells and Springs	239,354	0	0	239,354	21,950	217,404	3.33%	7,240
308	Infiltration Galleries	0	0	0	0	0	0		0
309	Supply Mains	0	0	0	0	0	0		0
310	Power Generation Equipment	82,278	0	0	82,278	0	82,278	5.00%	4,114
311	Pumping Equipment	196,442	1,251	0	197,693	155,286	42,407	12.50%	5,223
320	Water Treatment Equipment	0	0	0	0	0	0		0
320.1	Water Treatment Plants	0	0	0	0	0	0		0
320.2	Solution Chemical Feeders	1,250	0	0	1,250	1,250	0	20.00%	0
320.3	Point-of-Use Treatment Devices	0	0	0	0	0	0		0
330	Distribution Reservoirs and Standpipes	119,904	0	0	119,904	119,904	0	2.00%	0
330.1	Storage Tanks	0	0	0	0	0	0		0
330.2	Pressure Tanks	0	0	0	0	0	0		0
331	Transmission and Distribution Mains	1,070,603	31,060	0	1,101,663	163,552	938,111	2.00%	18,452
333	Services	367,053	13,081	0	380,134	122,004	258,130	3.33%	8,378
334	Meters and Meter Installations	293,587	3,712	0	297,299	214,367	82,932	8.33%	6,754
335	Hydrants	327,635	0	0	327,635	0	327,635	2.00%	6,553
336	Backflow Prevention Devices	0	0	0	0	0	0		0
339	Other Plant and Misc. Equipment	0	0	0	0	0	0		0
340	Office Furniture and Equipment	456	0	0	456	0	456	6.67%	30
340.1	Computer & Software	0	1,495	0	1,495	0	1,495	20.00%	150
341	Transportation Equipment	0	0	0	0	0	0		0
342	Stores Equipment	0	0	0	0	0	0		0
343	Tools, Shop and Garage Equipment	0	0	0	0	0	0		0
344	Laboratory Equipment	0	0	0	0	0	0		0
345	Power Operated Equipment	0	0	0	0	0	0		0
346	Communication Equipment	5,209	1,269	0	6,478	0	6,478	10.00%	584
347	Miscellaneous Equipment	0	0	0	0	0	0		0
348	Other Tangible Plant	0	0	0	0	0	0		0
	Subtotal	\$2,792,594	\$51,868	\$0	\$2,844,462	\$829,449	\$2,015,013		\$59,397

Contribution(s) in Aid of Construction (Gross)	\$1,853,890
Less: Non Amortizable Contribution(s)	0
Fully Amortized Contribution(s)	0
Amortizable Contribution(s)	\$1,853,890
Times: Proposed Amortization Rate	2.69%
Amortization of CIAC	\$49,955

Less: Amortization of CIAC \$49,955

DEPRECIATION EXPENSE **\$9,442**

Kyllo Development Corp. DBA Bradshaw Mountainview Water Company
 Annual Report
 Balance Sheet Assets
 12/31/22

Balance Sheet Assets				
	Assets		Balance at Beginning of Year (2022)	Balance at End of Year (2022)
Account No.	Current and Accrued Assets			
131	Cash		\$15,049	\$2,814
134	Working Funds			
135	Temporary Cash Investments			
141	Customer Accounts Receivable		(4,049)	(6,902)
146	Notes Receivable from Associated Companies			
151	Plant Material and Supplies			
162	Prepayments			
174	Miscellaneous Current and Accrued Assets			
	Total Current and Accrued Assets		\$11,000	(\$4,088)
Account No.	Fixed Assets			
101	Utility Plant in Service*		\$2,792,594	\$2,844,462
103	Property Held for Future Use			
105	Construction Work in Progress			
108	Accumulated Depreciation (enter as negative)*		(1,809,142)	(1,868,539)
121	Non-Utility Property			
122	Accumulated Depreciation - Non Utility			
	Total Fixed Assets		\$983,452	\$975,923
	Total Assets		\$994,452	\$971,835

*Note these items feed automatically from AR3 UPIS Page 4

Kyllo Development Corp. DBA Bradshaw Mountainview Water Company
Annual Report
Balance Sheet Liabilities and Owners Equity

Balance Sheet Liabilities and Owners Equity				
	Liabilities		Balance at Beginning of Year (2022)	Balance at End of Year (2022)
Account No.	Current Liabilities			
231	Accounts Payable		\$2,275	\$11,535
232	Notes Payable (Current Portion)			
234	Notes Payable to Associated Companies			4,000
235	Customer Deposits		37,050	34,064
236	Accrued Taxes			1,260
237	Accrued Interest			
242	Miscellaneous Current and Accrued Liabilities			
	Total Current Liabilities		\$39,325	\$50,859
	Long Term Debt			
224	Long Term Debt (Notes and Bonds)		\$0	\$0
	Deferred Credits			
251	Unamortized Premium on Debt		\$0	\$0
252	Advances in Aid of Construction		29,442	26,257
255	Accumulated Deferred Investment Tax Credits			
271	Contributions in Aid of Construction		1,853,890	1,853,890
272	Less: Amortization of Contributions		(1,091,033)	(1,140,988)
281	Accumulated Deferred Income Tax			
	Total Deferred Credits		\$792,299	\$739,159
	Total Liabilities		\$831,624	\$790,018
	Capital Accounts			
201	Common Stock Issued		\$1,100	\$1,100
211	Other Paid-In Capital		0	0
215	Retained Earnings		161,728	180,717
218	Proprietary Capital (Sole Props and Partnerships)		0	0
	Total Capital		\$162,828	\$181,817
	Total Liabilities and Capital		\$994,452	\$971,835

Note: Total liabilities and Capital must match total assets for the beginning and end of the year!

Kyllo Development Corp. DBA Bradshaw Mountainview Water Company
Annual Report
Water Comparative Income Statement
12/31/22

Water Comparative Income Statement			
Account No.	Calendar Year	Current Year 01/01/2022 - 12/31/2022	Last Year 01/01/2021 - 12/31/2021
	Operating Revenue		
461	Metered Water Revenue	\$255,781	\$250,503
460	Unmetered Water Revenue	0	0
462	Fire Protection Revenue	0	0
469	Guaranteed Revenues (Surcharges)	0	0
471	Miscellaneous Service Revenues	0	0
474	Other Water Revenue	9,408	7,217
	Total Revenues	\$265,189	\$257,720
	Operating Expenses		
601	Salaries and Wages	\$0	\$0
604	Employee Pensions and Benefits	0	0
610	Purchased Water	0	0
615	Purchased Power	28,347	22,932
618	Chemicals	2,713	2,176
620	Materials and Supplies	9,971	0
620.1	Repairs and Maintenance	32,716	27,103
620.2	Office Supplies and Expense	3,284	1,626
630	Contractual Services	40,490	51,990
631	Contractual Services - Engineering	0	0
632	Contractual Services - Accounting	38,275	2,570
633	Contractual Services - Legal	106	0
634	Contractual Services - Management Fees	65,590	45,600
635	Contractual Services - Water Testing	6,912	3,230
636	Contractual Services - Other	6,260	51,013
640	Rents	0	0
641	Rental of Building/Real Property	0	0
642	Rental of Equipment	0	0
650	Transportation Expenses	0	0
657	Insurance - General Liability	5,589	5,204
657.1	Insurance - Health and Life	0	0
665	Regulatory Commission Expense - Rate	0	0
670	Bad Debt Expense	0	747
675	Miscellaneous Expense	0	275
403	Depreciation Expense (From Schedule AR4)	9,442	7,939
408	Taxes Other Than Income	0	0
408.11	Property Taxes	10,294	11,172
409	Income Taxes	0	0
427.1	Customer Security Deposit Interest	251	227
	Total Operating Expenses	\$260,240	\$233,804
	Operating Income / (Loss)	\$4,949	\$23,916
	Other Income / (Expense)		
419	Interest and Dividend Income	\$0	\$0
421	Non-Utility Income	0	0
426	Miscellaneous Non-Utility (Expense)	0	0
427	Interest (Expense)	0	0
	Total Other Income / (Expense)	\$0	\$0
	Net Income / (Loss)	\$4,949	\$23,916

Kyllo Development Corp. DBA Bradshaw Mountainview Water Company
 Annual Report
 Full time equivalent employees
 12/31/22

Full time equivalent employees

	Direct Company	Allocated	Outside service	Total
President				0.0
Vice-president				0.0
Manager			0.5	0.5
Engineering Staff				0.0
System Operator(s)			1.0	1.0
Meter reader			0.5	0.5
Customer Service			0.5	0.5
Accounting			1.0	1.0
Business Office				0.0
Rates Department				0.0
Administrative Staff			0.5	0.5
Other				0.0
Total	0.0	0.0	4.0	4.0

Kyllo Development Corp. DBA Bradshaw Mountainview Water Company
 Annual Report
 Supplemental Financial Data (Long-Term Debt)
 12/31/22

Supplemental Financial Data (Long-Term Debt)				
	Loan #1	Loan #2	Loan #3	Loan #4
Date Issued	No loans			
Source of Loan				
ACC Decision No.				
Reason for Loan				
Dollar Amt. Issued				
Amount Outstanding				
Date of Maturity				
Interest Rate				
Current Year Interest				
Current Year Principal				

Meter Deposit Balance at Test Year End:	\$26,257
---	----------

Meter Deposits Refunded During the Test Year:	\$2,520
---	---------

List all bonds, notes, loans, and other types of indebtedness in which the proceeds were used in the provision of public utility service. Indebtedness incurred for personal uses by the owner of the utility should not be listed. Input 0 or none if there is nothing to report for that cell.

Well and Water Usage											
Name of the System:		BRADSHAW MT VII-W WATER									
ADEQ Public Water System Number:		AZ0413062									
ADWR PCC Number:		91-000646.0000									
Well registry 55# (55-XXXXXX):	Pump Horsepower	Pump Yield (gpm)	Casing Depth (feet)	Casing Diameter (inches)	Pump Motor Type **	Year Drilled	Water level 2012	Water level 2022	Meter Size (inches)	Flow measured:	Active
55-906853	8	6	300	6	Submersible	2007	55	120	1	Metered	Yes
55-546103	2	25	220	6	Submersible	1997	46	115	1	Metered	Yes
55-610557	5	15	300	6	Submersible	2000	50	115	2	Metered	Yes
55-900547	20	65	406	8	Submersible	2005	90	230	3	Metered	Yes
55-584368	25	25	630	8	Submersible	2001	60	260	2	Metered	Yes

Name of system water delivered to: _____
 ADWR PCC Number: _____
 Source of water delivered to another system: NA

Name of system water received from: _____
 ADWR PCC Number: _____
 Source of water received: NA
 Well registry 55# (55-XXXXXX): _____

Month	Water withdrawn (gallons) ¹	Water sold (gallons) ²	Water delivered (sold) to other systems (gallons) ³	Water received (purchased) from other systems (gallons) ⁴	Estimated authorized use (gallons) ⁵	Purchased Power Expense ⁶	Purchased Power (kWh) ⁷
January	3,349,174.00	2,905,412.00	0.00	0.00		\$1,616	11,428
February	3,349,174.00	2,680,762.00	0.00	0.00		1,419	9,450
March	3,043,708.00	2,191,326.00	0.00	0.00	300,000.00	1,546	10,634
April	3,030,328.00	2,272,384.00	0.00	0.00	300,000.00	1,721	11,743
May	3,646,316.00	3,249,192.00	0.00	0.00	75,000.00	2,076	12,895
June	4,182,468.00	3,310,575.00	0.00	0.00		2,870	18,682
July	4,398,387.00	4,053,961.00	0.00	0.00		3,448	22,759
August	4,626,907.00	4,410,145.00	0.00	0.00		3,552	24,061
September	2,900,000.00	2,887,731.00	0.00	0.00		3,480	22,825
October	2,900,000.00	2,882,571.00	0.00	0.00		2,988	18,904
November	3,302,000.00	3,301,471.00	0.00	0.00		1,887	13,307
December	2,770,000.00	2,763,682.00	0.00	0.00		1,744	11,887
Totals	41,498,462.00	36,909,212.00	0.00	0.00	675,000.00	\$28,347	188,575

If applicable, in the space below please provide a description for all un-metered water use along with amounts:
 September through December water withdrawn amounts are estimates due to a broken well meter.

¹ Water withdrawn - Total gallons of water withdrawn from pumped sources.
² Water sold - Total gallons from customer meters, and other sales such as construction water.
³ Water delivered (sold) to other systems - Total gallons of water delivered to other systems.
⁴ Water received (purchased) from other systems - Total gallons of water purchased/received from other systems.
⁵ Estimated authorized use - Total estimated gallons from authorized metered or un-metered use. Authorized uses such as flushing (mains, services and hydrants) draining/cleaning tanks, process, construction, fire fighting, etc. Non-authorized use (real losses) are service line breaks and leaks, water main breaks, meter inaccuracies and theft.
⁶ Enter the total purchased power costs for the power meters associated with this system.
⁷ Enter the total purchased kWh used by the power meters associated with this system.

Water Utility Plant Description	
Name of the System:	BRADSHAW MT VIEW WATER
AID/Q Public Water System Number:	AZ0413062
AIDWR PCC Number:	91-000646.0000

MAINS		
Sizes (inches)	Material	Length (feet)
3.00	PVC	3,500
4.00	PVC	11,500
6.00	PVC	42,768
8.00	PVC	20,000

CUSTOMER METERS			
Size (inches)	Quantity	Percent over 1,000,000 gallons	Percent over 10 years old
5/8 X 3/4	663	39%	81%
0.75	3	33%	100%
1	10	20%	50%
1.5	4	75%	100%
Compound 2	7	100%	100%
Compound 3	3	66%	33%
Compound 4	1	0%	100%

SERVICE LINES		
Material	Percent of system	Year installed
PVC	75%	1970
Black poly	17%	2000
Blue poly	3%	1995
PEX	5%	2005

BOOSTER PUMPS			
Horsepower	GPM	Quantity	
10	100	3	
30	200	2	

FIRE HYDRANTS	
Type	Quantity
Standard *	15
Other	0

STORAGE TANKS			
Capacity (gallons)	Material	Quantity	Year installed
65,000	Metal	1	2000
125,000	Metal	1	1990
135,000	Metal	1	2005

PRESSURE/BLADDER TANKS			
Capacity (gallons)	Material	Quantity	Year installed
10	Metal	1	2010
20	Metal	1	2018
55	Metal	1	2005

* A standard fire hydrant has two 2.5 inch hose connection nozzles with 7.5 threads per inch, and one 4.5 inch pumper connection nozzle with 4 threads per inch.

Water Utility Plant Description (Continued)

For the following three items, list the utility owned assets in each category for each system.

TREATMENT EQUIPMENT:	Chlorine injector pumps
STRUCTURES:	fenced well lots, equipment buildings
OTHER:	15 kW solar generator system

Provide a calculation used to determine the value of one water equivalent residential connection (ERC).

Use one of the following methods:

- (a) If actual flow data are available from the preceding 12 months, divide the total annual single family residence (SFR) gallons sold by the average number of single family residence customers for the same period and divide the result by
- (b) If no historical flow data are available, use:
 ERC = (Total SFR gallons sold (Omit 000) / 365 days / 350 gallons per day)

ERC:

140

 Method used:

(a)

Customer and Other Information	
Name of the System:	BRADSHAW MT VIEW WATER
ADWQ Public Water System Number:	AZ0413062
ADWR PCC Number:	91-000646.0000

Month	Number of Customers				
	Single-Family	Multi-Family	Commercial	Turf/Irrigation	Other Non-Residential
January	602	0	16	0	4
February	604	0	16	0	4
March	603	0	16	0	4
April	601	0	16	0	4
May	606	0	16	0	4
June	607	0	16	0	4
July	608	0	16	0	4
August	611	0	16	0	4
September	607	0	16	0	4
October	611	0	16	0	4
November	610	0	16	0	4
December	607	0	16	0	4

If the system has fire hydrants, what is the fire flow requirements? GPM for hrs.

Does the system have chlorination treatment?

Does the Company have an ADWR Gallons Per Capita Per Day (GPCPD) requirement?
 If yes, provide the GPCPD amount:

Is the Water Utility located in an ADWR Active Management Area (AMA)?
 If yes, which AMA?

What is the present system connection capacity (in ERCs *) using existing lines?

What is the future system connection capacity (in ERCs *) upon service area buildout?

Describe any plans and estimated completion dates for any enlargements or improvements of this system.
 Currently have rate case in progress to obtain additional storage, new meters, and other items. The project will start as soon as funding is approved and parts are available.

* an ERC is based on the calculation on the bottom of AR9 page 12.

Kyllo Development Corp. DBA Bradshaw Mountainview Water Company
 Annual Report
 Utility Shutoffs / Disconnects
 12/31/22

Utility Shutoffs / Disconnects	
Name of the System:	BRADSHAW MT VIEW WATER
ADEQ Public Water System Number:	AZ0413062
ADWR PCC Number:	91-000646.0000

Month	Termination without Notice R14-2-410.B	Termination with Notice R14-2-410.C	Other
January	0	19	0
February	0	9	0
March	0	4	0
April	0	4	0
May	0	3	0
June	0	8	0
July	0	6	0
August	0	8	0
September	0	9	0
October	0	7	0
November	0	9	0
December	0	9	0
Total	0	95	0

Other (description):

N/A

Instructions: Fill out the Grey Cells with the relevant information. Input 0 or none if there is nothing recorded in that account or there is no applicable information to report.

Kyllo Development Corp. DBA Bradshaw Mountainview Water Company
Annual Report
Property Taxes
12/31/22

Property Taxes	
-----------------------	--

Amount of actual property taxes paid during Calendar Year 2022 was	\$10,294
--	----------

If no property taxes paid, explain why.

N/A

Instructions: Fill out the Grey Cells with the relevant information. Input 0 or none if there is nothing recorded in that account or there is no applicable information to report.

Kyllo Development Corp. DBA Bradshaw Mountainview Water Company
Annual Report
Verification and Sworn Statement (Taxes)
12/31/22

RECEIVED BY EMAIL
5/01/2023, 3:29 PM
ARIZONA CORPORATION COMMISSION
UTILITIES DIVISION

Verification and Sworn Statement (Taxes)

Verification: State of Arizona I, the undersigned of the
(state name)

County of (county name): Yavapai
Name (owner or official) title: Stuart McLean, President
Company name: Kyllo Development Corp. DBA Bradshaw Mountainview Water Compa

DO SAY THAT THIS ANNUAL UTILITY PROPERTY TAX AND SALES TAX REPORT TO THE ARIZONA CORPORATION COMMISSION.

FOR THE YEAR ENDING: 12/31/22

HAS BEEN PREPARED UNDER MY DIRECTION, FROM THE ORIGINAL BOOKS, PAPERS AND RECORDS OF SAID UTILITY; THAT I HAVE CAREFULLY EXAMINED THE SAME, AND DECLARE THE SAME TO BE A COMPLETE AND CORRECT STATEMENT OF BUSINESS AND AFFAIRS OF SAID UTILITY FOR THE PERIOD COVERED BY THIS REPORT IN RESPECT TO EACH AND EVERY MATTER AND THING SET FORTH, TO THE BEST OF MY KNOWLEDGE, INFORMATION AND BELIEF.

Sworn Statement: I HEREBY ATTEST THAT ALL PROPERTY TAXES FOR SAID COMPANY ARE CURRENT AND PAID IN FULL.

I HEREBY ATTEST THAT ALL SALES TAXES FOR SAID COMPANY ARE CURRENT AND PAID IN FULL.

Stuart McLean
signature of owner/official


(928) 300-5764
telephone no.

SUBSCRIBED AND SWORN TO BEFORE ME A NOTARY PUBLIC
IN AND FOR THE COUNTY

THIS 1 DAY OF Yavapai
(month) and (year) Nov 2023

MY COMMISSION EXPIRES

01/10/2026
(date)



Michelle L Houde
(signature of notary public)

Kyllo Development Corp. DBA Bradshaw Mountainview Water Company
Annual Report
Verification and Sworn Statement (Taxes)
12/31/22

Verification and Sworn Statement (Taxes)

Verification: State of Arizona I, the undersigned of the
(state name)

County of (county name): Yavapai
Name (owner or official) title: Stuart McLean, President
Company name: Kyllo Development Corp. DBA Bradshaw Mountainview Water Company


DO SAY THAT THIS ANNUAL UTILITY PROPERTY TAX AND SALES TAX REPORT TO THE ARIZONA CORPORATION COMMISSION

FOR THE YEAR ENDING: 12/31/22

HAS BEEN PREPARED UNDER MY DIRECTION, FROM THE ORIGINAL BOOKS, PAPERS AND RECORDS OF SAID UTILITY; THAT I HAVE CAREFULLY EXAMINED THE SAME, AND DECLARE THE SAME TO BE A COMPLETE AND CORRECT STATEMENT OF BUSINESS AND AFFAIRS OF SAID UTILITY FOR THE PERIOD COVERED BY THIS REPORT IN RESPECT TO EACH AND EVERY MATTER AND THING SET FORTH, TO THE BEST OF MY KNOWLEDGE, INFORMATION AND BELIEF.

Sworn Statement: I HEREBY ATTEST THAT ALL PROPERTY TAXES FOR SAID COMPANY ARE CURRENT AND PAID IN FULL.


I HEREBY ATTEST THAT ALL SALES TAXES FOR SAID COMPANY ARE CURRENT AND PAID IN FULL.


signature of owner/official
(928) 300-5764
telephone no.

SUBSCRIBED AND SWORN TO BEFORE ME A NOTARY PUBLIC
IN AND FOR THE COUNTY
THIS 1 DAY OF January
(month) and (year) 2023

MY COMMISSION EXPIRES
01/10/2026
(date)

(signature of notary public)



Kyllo Development Corp. DBA Bradshaw Mountainview Water Company
Annual Report
Verification and Sworn Statement
12/31/22

Verification and Sworn Statement

Verification:

State of Arizona, the undersigned of the
(state name)

County of (county name): Yavapai
Name (owner or official) title: Stuart McLean, President
Company name: Kyllo Development Corp. DBA Bradshaw Mountainview Water C

DO SAY THAT THIS ANNUAL UTILITY PROPERTY TAX AND SALES TAX REPORT TO THE ARIZONA CORPORATION COMMISSION.

FOR THE YEAR ENDING: 12/31/22

HAS BEEN PREPARED UNDER MY DIRECTION, FROM THE ORIGINAL BOOKS, PAPERS AND RECORDS OF SAID UTILITY; THAT I HAVE CAREFULLY EXAMINED THE SAME, AND DECLARE THE SAME TO BE A COMPLETE AND CORRECT STATEMENT OF BUSINESS AND AFFAIRS OF SAID UTILITY FOR THE PERIOD COVERED BY THIS REPORT IN RESPECT TO EACH AND EVERY MATTER AND THING SET FORTH, TO THE BEST OF MY KNOWLEDGE, INFORMATION AND BELIEF.

Sworn Statement: IN ACCORDANCE WITH THE REQUIREMENTS OF TITLE 40, ARTICLE 8, SECTION 40-401, ARIZONA REVISED STATUTES, IT IS HEREIN REPORTED THAT THE GROSS OPERATING REVENUE OF SAID UTILITY DERIVED FROM ARIZONA INTRASTATE UTILITY OPERATIONS DURING THE CALENDAR YEAR WAS:


Arizona Intrastate Gross Operating Revenues Only (\$)

\$282,380

(The amount in the box above includes

\$17,191 in sales taxes

billed or collected)


signature of owner/official

(928) 300-5764
telephone no.

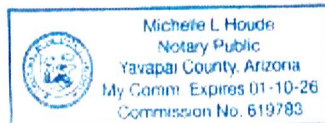
SUBSCRIBED AND SWORN TO BEFORE ME A NOTARY PUBLIC
IN AND FOR THE COUNTY


THIS

1 DAY OF May 2023
(month) and (year)

MY COMMISSION EXPIRES

01/10/2026
(date)




(signature of notary public)

Verification and Sworn Statement

Verification:

State of Arizona, the undersigned of the
(state name)
County of (county name): Yavapai
Name (owner or official) title: Stuart McLean, President
Company name: Kyllo Development Corp. DBA Bradshaw Mountainview Water Co

DO SAY THAT THIS ANNUAL UTILITY PROPERTY TAX AND SALES TAX REPORT TO THE ARIZONA CORPORATION COMMISSION.

FOR THE YEAR ENDING: 12/31/22

HAS BEEN PREPARED UNDER MY DIRECTION, FROM THE ORIGINAL BOOKS, PAPERS AND RECORDS OF SAID UTILITY; THAT I HAVE CAREFULLY EXAMINED THE SAME, AND DECLARE THE SAME TO BE A COMPLETE AND CORRECT STATEMENT OF BUSINESS AND AFFAIRS OF SAID UTILITY FOR THE PERIOD COVERED BY THIS REPORT IN RESPECT TO EACH AND EVERY MATTER AND THING SET FORTH, TO THE BEST OF MY KNOWLEDGE, INFORMATION AND BELIEF.

Sworn Statement: IN ACCORDANCE WITH THE REQUIREMENTS OF TITLE 40, ARTICLE 8, SECTION 40-401, ARIZONA REVISED STATUTES, IT IS HEREIN REPORTED THAT THE GROSS OPERATING REVENUE OF SAID UTILITY DERIVED FROM ARIZONA INTRASTATE UTILITY OPERATIONS DURING THE CALENDAR YEAR WAS:

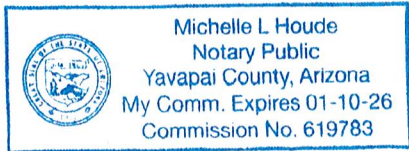
Arizona Intrastate Gross Operating Revenues Only (\$)
\$282,380
(The amount in the box above includes
\$17,191 in sales taxes
billed or collected)

[Signature]
signature of owner/official

(928) 300-5764
telephone no.

SUBSCRIBED AND SWORN TO BEFORE ME A NOTARY PUBLIC
IN AND FOR THE COUNTY Yavapai
THIS 1 DAY OF May 2023
(county name) (month) and (year)

MY COMMISSION EXPIRES 01/10/2026
(date)



[Signature]
(signature of notary public)

Verification and Sworn Statement (Residential Revenue)

Verification:

State of Arizona I, the undersigned of the
(state name)

County of (county name): Yavapai
Name (owner or official) title: Stuart McLean, President
Company name: Kyllo Development Corp. DBA Bradshaw Mountainview W

DO SAY THAT THIS ANNUAL UTILITY PROPERTY TAX AND SALES TAX REPORT TO THE ARIZONA CORPORATION COMMISSION.

FOR THE YEAR ENDING: 12/31/22

HAS BEEN PREPARED UNDER MY DIRECTION, FROM THE ORIGINAL BOOKS, PAPERS AND RECORDS OF SAID UTILITY; THAT I HAVE CAREFULLY EXAMINED THE SAME, AND DECLARE THE SAME TO BE A COMPLETE AND CORRECT STATEMENT OF BUSINESS AND AFFAIRS OF SAID UTILITY FOR THE PERIOD COVERED BY THIS REPORT IN RESPECT TO EACH AND EVERY MATTER AND THING SET FORTH, TO THE BEST OF MY KNOWLEDGE, INFORMATION AND BELIEF.

Sworn Statement:

IN ACCORDANCE WITH THE REQUIREMENTS OF TITLE 40, ARTICLE 8, SECTION 40-401, ARIZONA REVISED STATUTES, IT IS HEREIN REPORTED THAT THE GROSS OPERATING REVENUE OF SAID UTILITY DERIVED FROM ARIZONA INTRASTATE UTILITY OPERATIONS RECEIVED FROM RESIDENTIAL CUSTOMERS DURING THE CALENDAR YEAR WAS:

Arizona Intrastate Gross Operating Revenues Only (\$)

\$237,554
(The amount in the box above includes
\$14,462 in sales taxes
billed or collected)

[Signature]
signature of owner/official

(928) 300-5764
telephone no.

SUBSCRIBED AND SWORN TO BEFORE ME A NOTARY PUBLIC
IN AND FOR THE COUNTY

Yavapai
(county name)

THIS

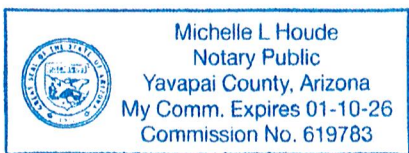
May 1,

DAY OF

May 2023
(month) and (year)

MY COMMISSION EXPIRES

01/10/2026
(date)



[Signature]
(signature of notary public)

Kyllo Development Corp. DBA Bradshaw Mountainview Water Company
Annual Report
Verification and Sworn Statement (Residential Revenue)
12/31/22

Verification and Sworn Statement (Residential Revenue)

Verification:

State of ARIZONA, the undersigned of the
(state name)

County of (county name): Yavapai
Name (owner or official) title: Stuart McLean, President
Company name: Kyllo Development Corp. DBA Bradshaw Mountainview W

DO SAY THAT THIS ANNUAL UTILITY PROPERTY TAX AND SALES TAX REPORT TO THE ARIZONA CORPORATION COMMISSION.

FOR THE YEAR ENDING: 12/31/22

HAS BEEN PREPARED UNDER MY DIRECTION, FROM THE ORIGINAL BOOKS, PAPERS AND RECORDS OF SAID UTILITY. THAT I HAVE CAREFULLY EXAMINED THE SAME, AND DECLARE THE SAME TO BE A COMPLETE AND CORRECT STATEMENT OF BUSINESS AND AFFAIRS OF SAID UTILITY FOR THE PERIOD COVERED BY THIS REPORT IN RESPECT TO EACH AND EVERY MATTER AND THING SET FORTH, TO THE BEST OF MY KNOWLEDGE, INFORMATION AND BELIEF.

Sworn Statement: IN ACCORDANCE WITH THE REQUIREMENTS OF TITLE 40, ARTICLE 8, SECTION 40-401, ARIZONA REVISED STATUTES, IT IS HEREIN REPORTED THAT THE GROSS OPERATING REVENUE OF SAID UTILITY DERIVED FROM ARIZONA INTRASTATE UTILITY OPERATIONS RECEIVED FROM RESIDENTIAL CUSTOMERS DURING THE CALENDAR YEAR WAS.

Arizona Intrastate Gross Operating Revenues Only (\$)

\$237,554

(The amount in the box above includes

\$14,462 in sales taxes
billed or collected)

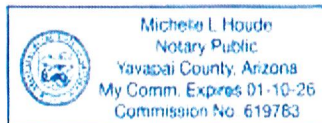

signature of owner/official


(928) 300-5764
telephone no.

SUBSCRIBED AND SWORN TO BEFORE ME A NOTARY PUBLIC
IN AND FOR THE COUNTY

THIS May 1, DAY OF May
(month) and (year) 2023

MY COMMISSION EXPIRES 01/01/2026
(date)




signature of notary public

