

RECEIVED
UTILITIES DIVISION
2023 APR -3 A 9:41

ANNUAL REPORT

ARIZONA CORPORATION COMMISSION

Of

Company Name:
PO Box 12758

Mailing Address: Prescott AZ
86304

Docket No.: W-02476A
For the Year Ended:

WATER UTILITY

To

Arizona Corporation Commission

Due on April 15th

Email: Util-Compliance@azcc.gov, mail or deliver the completed Annual Report to:
Arizona Corporation Commission
Compliance Section - Utilities Division
1200 West Washington Street
Phoenix, Arizona 85007

Application Type:
Application Date:

ARIZONA CORPORATION COMMISSION
WATER UTILITY ANNUAL REPORT
Bradshaw Water Company
A Class Utility

For the Calendar Year Ended: 12/31/22

Primary Address:

P.O Box 12758			
City:	Prescott	State:	Arizona
		Zip Code:	86304

Telephone Number:

928-778-1888

Date of Original Organization of Utility:

6/9/1986

Person to whom correspondence should be addressed concerning this report:

Name:

Don Bohlier

Telephone No. :

928-778-1888

Address:

P.O Box 12758			
City:	Prescott	State:	Arizona
		Zip Code:	86304

Email:

bwco@swiftaz.net

NA			
Name:	NA		
Telephone No. :	NA		
Address:	NA		
City:	NA	State:	Arizona
		Zip Code:	NA
Email:	NA		

NA			
Name:	NA		
Telephone No. :	NA		
Address:	NA		
City:	NA	State:	Arizona
		Zip Code:	NA
Email:	NA		

NA			
Name:	NA		
Telephone No. :	NA		
Address:	NA		
City:	NA	State:	Arizona
		Zip Code:	NA
Email:	NA		

NA			
Name:	NA		
Telephone No. :	NA		

Address:	NA				
City:	NA	State:	Arizona	Zip Code:	NA
Email:	NA				

Ownership: "C" Corporation

Counties Served: Yavapai

Utility Plant in Service (Water)							
Account No.	Description	Beginning Year Original Cost	Current Year Additions	Current Year Retirements	Adjusted Original Cost	Accumulated Depreciation	OCLD (OC less AD)
301	Organization	\$0	\$0	\$0	\$0	\$0	\$0
302	Franchises	0	0	0	0	0	0
303	Land and Land Rights	0	0	0	0	0	0
304	Structures and Improvements	20,528	0	0	20,528	0	20,528
305	Collecting & Improving Reservoirs	0	0	0	0	0	0
306	Lake, River, Canal Intakes	0	0	0	0	0	0
307	Wells and Springs	38,623	0	0	38,623	0	38,623
308	Infiltration Galleries	0	0	0	0	0	0
309	Supply Mains	17,538	0	0	17,538	0	17,538
310	Power Generation Equipment	0	0	0	0	0	0
311	Pumping Equipment	59,502	32,953	0	92,455	0	92,455
320	Water Treatment Equipment	0	0	0	0	0	0
320.1	Water Treatment Plants	0	0	0	0	0	0
320.2	Solution Chemical Feeders	0	0	0	0	0	0
320.3	Point-of-Use Treatment Devices	0	0	0	0	0	0
330	Distribution Reservoirs and Standpipes	0	0	0	0	0	0
330.1	Storage Tanks	151,530	0	0	151,530	0	151,530
330.2	Pressure Tanks	0	0	0	0	0	0
331	Transmission and Distribution Mains	627,557	22,574	0	650,131	0	650,131
333	Services	29,699	773	0	30,472	0	30,472
334	Meters and Meter Installations	31,113	28,794	0	59,907	0	59,907
335	Hydrants	17,643	0	0	17,643	0	17,643
336	Backflow Prevention Devices	0	0	0	0	0	0
339	Other Plant and Misc. Equipment	0	0	0	0	0	0
340	Office Furniture and Equipment	0	0	0	0	0	0
340.1	Computer & Software	0	0	0	0	0	0
341	Transportation Equipment	0	0	0	0	0	0
342	Stores Equipment	0	0	0	0	0	0
343	Tools, Shop and Garage Equipment	0	0	0	0	0	0
344	Laboratory Equipment	0	0	0	0	0	0
345	Power Operated Equipment	0	0	0	0	0	0
346	Communication Equipment	0	0	0	0	0	0
347	Miscellaneous Equipment	0	0	0	0	0	0
348	Other Tangible Plant	0	0	0	0	0	0
	Totals	\$993,733	\$85,094	\$0	\$1,078,827	\$0	\$1,078,827

Depreciation Expense for the Current Year (Water)									
Account No.	Description	Beginning Year Original Cost	Current Year Additions	Current Year Retirements	Adjusted Original Cost	Fully Depreciated/Non-depreciable Plant	Depreciable Plant	Depreciation Percentages	Depreciation Expense
301	Organization	\$0	\$0	\$0	\$0	\$0	\$0	0.00%	\$0
302	Franchises	0	0	0	0	0	0	0.00%	0
303	Land and Land Rights	0	0	0	0	0	0	0.00%	0
304	Structures and Improvements	20,528	0	0	20,528	0	20,528	3.33%	684
305	Collecting & Improving Reservoirs	0	0	0	0	0	0	0.00%	0
306	Lake, River, Canal Intakes	0	0	0	0	0	0	0.00%	0
307	Wells and Springs	38,623	0	0	38,623	0	38,623	3.33%	1,286
308	Infiltration Galleries	0	0	0	0	0	0	0.00%	0
309	Supply Mains	17,538	0	0	17,538	0	17,538	2.00%	351
310	Power Generation Equipment	0	0	0	0	0	0	0.00%	0
311	Pumping Equipment	59,502	32,953	0	92,455	0	92,455	0.00%	0
320	Water Treatment Equipment	0	0	0	0	0	0	0.00%	0
320.1	Water Treatment Plants	0	0	0	0	0	0	0.00%	0
320.2	Solution Chemical Feeders	0	0	0	0	0	0	0.00%	0
320.3	Point-of-Use Treatment Devices	0	0	0	0	0	0	0.00%	0
330	Distribution Reservoirs and Standpipes	0	0	0	0	0	0	0.00%	0
330.1	Storage Tanks	151,530	0	0	151,530	0	151,530	2.22%	3,364
330.2	Pressure Tanks	0	0	0	0	0	0	0.00%	0
331	Transmission and Distribution Mains	627,557	22,574	0	650,131	0	650,131	2.00%	12,997
333	Services	29,699	773	0	30,472	0	30,472	3.33%	1,002
334	Meters and Meter Installations	31,113	28,794	0	59,907	0	59,907	8.33%	3,791
335	Hydrants	17,643	0	0	17,643	0	17,643	2.00%	353
336	Backflow Prevention Devices	0	0	0	0	0	0	0.00%	0
339	Other Plant and Misc. Equipment	0	0	0	0	0	0	0.00%	0
340	Office Furniture and Equipment	0	0	0	0	0	0	0.00%	0
340.1	Computer & Software	0	0	0	0	0	0	0.00%	0
341	Transportation Equipment	0	0	0	0	0	0	0.00%	0
342	Stores Equipment	0	0	0	0	0	0	0.00%	0
343	Tools, Shop and Garage Equipment	0	0	0	0	0	0	0.00%	0
344	Laboratory Equipment	0	0	0	0	0	0	0.00%	0
345	Power Operated Equipment	0	0	0	0	0	0	0.00%	0
346	Communication Equipment	0	0	0	0	0	0	0.00%	0
347	Miscellaneous Equipment	0	0	0	0	0	0	0.00%	0
348	Other Tangible Plant	0	0	0	0	0	0	0.00%	0
	Subtotal	\$993,733	\$85,094	\$0	\$1,078,827	\$0	\$1,078,827		\$23,607

Contribution(s) in Aid of Construction (Gross)	\$100,166
Less: Non Amortizable Contribution(s)	0
Fully Amortized Contribution(s)	21,152
Amortizable Contribution(s)	<u>\$79,014</u>
Times: Proposed Amortization Rate	2.19%
Amortization of CIAC	\$1,729

Less: Amortization of CIAC
DEPRECIATION EXPENSE

Bradshaw Water Company
Annual Report
Balance Sheet Assets
12/31/22

Balance Sheet Assets				
	Assets		Balance at Beginning of Year (2022)	Balance at End of Year (2022)
Account No.	Current and Accrued Assets			
131	Cash		\$14,640	\$6,253
134	Working Funds		0	0
135	Temporary Cash Investments		0	0
141	Customer Accounts Receivable		15,320	16,680
146	Notes Receivable from Associated Companies		0	0
151	Plant Material and Supplies		0	0
162	Prepayments		0	0
174	Miscellaneous Current and Accrued Assets		7,653	7,653
	Total Current and Accrued Assets		\$37,613	\$30,586
Account No.	Fixed Assets			
101	Utility Plant in Service*		\$993,733	\$1,078,827
103	Property Held for Future Use		0	0
105	Construction Work in Progress		0	0
108	Accumulated Depreciation (enter as negative)*		(502,005)	0
121	Non-Utility Property		0	0
122	Accumulated Depreciation - Non Utility		0	0
	Total Fixed Assets		\$491,728	\$1,078,827
	Total Assets		\$529,341	\$1,109,413

*Note these items feed automatically from AR3 UPIS Page 4

Bradshaw Water Company
Annual Report
Balance Sheet Liabilities and Owners Equity

Balance Sheet Liabilities and Owners Equity				
	Liabilities		Balance at Beginning of Year (2022)	Balance at End of Year (2022)
Account No.	Current Liabilities			
231	Accounts Payable		\$16,396	\$17,853
232	Notes Payable (Current Portion)		0	0
234	Notes Payable to Associated Companies		0	0
235	Customer Deposits		8,895	8,895
236	Accrued Taxes		644	1,819
237	Accrued Interest		0	0
242	Miscellaneous Current and Accrued Liabilities		7,267	7,267
	Total Current Liabilities		\$33,202	\$35,834
	Long Term Debt			
224	Long Term Debt (Notes and Bonds)		\$0	\$12,679
	Deferred Credits			
251	Unamortized Premium on Debt		\$0	\$0
252	Advances in Aid of Construction		9,170	9,485
255	Accumulated Deferred Investment Tax Credits		0	0
271	Contributions in Aid of Construction		100,166	100,166
272	Less: Amortization of Contributions		21,152	21,152
281	Accumulated Deferred Income Tax		0	0
	Total Deferred Credits		\$130,488	\$130,803
	Total Liabilities		\$163,690	\$179,316
	Capital Accounts			
201	Common Stock Issued		\$998,500	\$998,500
211	Other Paid-In Capital		0	0
215	Retained Earnings		(692,443)	(635,972)
218	Proprietary Capital (Sole Props and Partnerships)		0	0
	Total Capital		\$306,057	\$362,528
	Total Liabilities and Capital		\$469,747	\$541,844

Note: Total liabilities and Capital must match total assets for the beginning and end of the year!

Bradshaw Water Company
Annual Report
Water Comparative Income Statement
12/31/22

Water Comparative Income Statement			
Account No.	Calendar Year	Current Year 01/01/2022 - 12/31/2022	Last Year 01/01/2021 - 12/31/2021
	Operating Revenue		
461	Metered Water Revenue	\$234,205	\$217,507
460	Unmetered Water Revenue	0	0
462	Fire Protection Revenue	0	0
469	Guaranteed Revenues (Surcharges)	0	0
471	Miscellaneous Service Revenues	0	0
474	Other Water Revenue	25,511	5,158
	Total Revenues	\$259,716	\$222,665
	Operating Expenses		
601	Salaries and Wages	\$0	\$0
604	Employee Pensions and Benefits	0	0
610	Purchased Water	79,343	81,138
615	Purchased Power	6,215	5,531
618	Chemicals	0	0
620	Materials and Supplies	1,142	0
620.1	Repairs and Maintenance	3,435	1,129
620.2	Office Supplies and Expense	7,633	9,564
630	Contractual Services	22,806	24,411
631	Contractual Services - Engineering	6,996	1,874
632	Contractual Services - Accounting	425	425
633	Contractual Services - Legal	0	2,376
634	Contractual Services - Management Fees	10,000	16,000
635	Contractual Services - Water Testing	2,601	526
636	Contractual Services - Other	28,918	18,184
640	Rents	1,620	1,953
641	Rental of Building/Real Property	0	0
642	Rental of Equipment	0	0
650	Transportation Expenses	0	0
657	Insurance - General Liability	4,144	3,877
657.1	Insurance - Health and Life	0	0
665	Regulatory Commission Expense - Rate	0	0
670	Bad Debt Expense	0	0
675	Miscellaneous Expense	2,604	137
403	Depreciation Expense (From Schedule AR4)	21,878	19,185
408	Taxes Other Than Income	0	0
408.11	Property Taxes	5,571	5,691
409	Income Taxes	50	50
427.1	Customer Security Deposit Interest	0	0
	Total Operating Expenses	\$205,381	\$192,051
	Operating Income / (Loss)	\$54,335	\$30,614
	Other Income / (Expense)		
419	Interest and Dividend Income	\$0	\$0
421	Non-Utility Income	0	0
426	Miscellaneous Non-Utility (Expense)	0	0
427	Interest (Expense)	0	0
	Total Other Income / (Expense)	\$0	\$0
	Net Income / (Loss)	\$54,335	\$30,614

Full time equivalent employees

	Direct Company	Allocated	Outside service	Total
President	NA	NA	NA	0.0
Vice-president	NA	NA	NA	0.0
Manager	NA	NA	NA	0.0
Engineering Staff	NA	NA	NA	0.0
System Operator(s)	NA	NA	NA	0.0
Meter reader	NA	NA	NA	0.0
Customer Service	NA	NA	NA	0.0
Accounting	NA	NA	NA	0.0
Business Office	NA	NA	NA	0.0
Rates Department	NA	NA	NA	0.0
Administrative Staff	NA	NA	NA	0.0
Other	NA	NA	NA	0.0
Total	0.0	0.0	0.0	0.0

Bradshaw Water Company
 Annual Report
 Supplemental Financial Data (Long-Term Debt)
 12/31/22

Supplemental Financial Data (Long-Term Debt)				
	Loan #1	Loan #2	Loan #3	Loan #4
Date Issued	1/26/2001	3/1/2021	N/A	N/A
Source of Loan	Wifa	Wifa	N/A	N/A
ACC Decision No.	62904	77903	N/A	N/A
Reason for Loan	water tank	Water Tank	N/A	N/A
Dollar Amt. Issued	\$45,000	\$12,679	N/A	N/A
Amount Outstanding	\$8,841	\$12,293	N/A	N/A
Date of Maturity	6/21/2021	7/1/2041	N/A	N/A
Interest Rate	6.30%	0.00%	N/A	N/A
Current Year Interest	na	N/A	N/A	N/A
Current Year Principal	na	N/A	N/A	N/A

Meter Deposit Balance at Test Year End:	\$3,748
---	---------

Meter Deposits Refunded During the Test Year:	\$773
---	-------

List all bonds, notes, loans, and other types of indebtedness in which the proceeds were used in the provision of public utility service. Indebtedness incurred for personal uses by the owner of the utility should not be listed. Input 0 or none if there is nothing to report for that cell.

Well and Water Usage

Name of the System: BRADSHAW WATER COMPANY INC											
ADEQ Public Water System Number: AZ0413141											
ADWR PCC Number: 91-000671.0000											
Well registry 55# (55-XXXXXX):	Pump Horsepower	Pump Yield (gpm)	Casing Depth (feet)	Casing Diameter (inches)	Pump Motor Type **	Year Drilled	Water level 2011	Water level 2021	Meter Size (inches)	How measured:	Active
55-511113	1.5	8	380	6	n/a	1985	31	46	5/8 x 3/4	Metered	No
55-501033	3	23	130	6	n/a	1981	32	32	5/8 x 3/4	Metered	No
55-610663	1.5	10	145	6	n/a	1966	17	32	5/8 x 3/4	Metered	No
55-524180	3	10	690	6	n/a	1989	31	31	5/8 x 3/4	Metered	No
0	0	0	0	0	0	0	0	0	0	N/A	N/A
0	0	0	0	0	0	0	0	0	0	N/A	N/A
0	0	0	0	0	0	0	0	0	0	N/A	N/A
0	0	0	0	0	0	0	0	0	0	N/A	N/A
0	0	0	0	0	0	0	0	0	0	N/A	N/A
0	0	0	0	0	0	0	0	0	0	N/A	N/A
0	0	0	0	0	0	0	0	0	0	N/A	N/A
0	0	0	0	0	0	0	0	0	0	N/A	N/A
0	0	0	0	0	0	0	0	0	0	N/A	N/A
0	0	0	0	0	0	0	0	0	0	N/A	N/A
0	0	0	0	0	0	0	0	0	0	N/A	N/A
0	0	0	0	0	0	0	0	0	0	N/A	N/A
0	0	0	0	0	0	0	0	0	0	N/A	N/A
0	0	0	0	0	0	0	0	0	0	N/A	N/A
0	0	0	0	0	0	0	0	0	0	N/A	N/A

Name of system water delivered to:	NA
ADWR PCC Number:	#N/A
Source of water delivered to another system	NA
Name of system water received from:	PRESCOTT VALLEY WATER DIST
ADWR PCC Number:	91-000636.0000
Source of water received	Ground Water
Well registry 55# (55-XXXXXX):	Unknown

Month	Water withdrawn (gallons) ¹	Water sold (gallons) ²	Water delivered (sold) to other systems (gallons) ³	Water received (purchased) from other systems (gallons) ⁴	Estimated authorized use (gallons) ⁵	Purchased Power Expense ⁶	Purchased Power (kWh) ⁷
January	721,000.00	848,051.00	0.00	721,000.00	0.00	\$474	2,231
February	951,000.00	635,764.00	0.00	1,169,000.00	0.00	571	2,854
March	824,390.00	586,645.00	0.00	817,000.00	0.00	494	2,219
April	829,680.00	775,013.00	0.00	723,000.00	0.00	429	1,794
May	1,226,292.00	1,166,556.00	0.00	1,071,000.00	0.00	469	1,862
June	1,328,908.00	1,231,208.00	0.00	1,167,000.00	0.00	539	2,183
July	1,431,270.00	1,354,752.00	0.00	1,245,000.00	0.00	465	1,794
August	1,274,021.00	1,201,503.00	0.00	1,719,000.00	0.00	369	1,231
September	918,563.00	869,626.00	0.00	982,000.00	0.00	449	1,619
October	1,110,651.00	1,053,623.00	0.00	1,177,000.00	0.00	405	1,458
November	1,026,407.00	979,494.00	0.00	969,000.00	0.00	544	2,485
December	789,025.00	750,774.00	0.00	1,046,000.00	0.00	562	2,717
Totals	12,431,207.00	11,453,009.00	0.00	12,806,000.00	0.00	\$5,770	24,447

If applicable, in the space below please provide a description for all un-metered water use along with amounts:
 NA

1 Water withdrawn - Total gallons of water withdrawn from pumped sources.
 2 Water sold - Total gallons from customer meters, and other sales such as construction water.
 3 Water delivered (sold) to other systems - Total gallons of water delivered to other systems.
 4 Water received (purchased) from other systems - Total gallons of water purchased/received from other systems.
 5 Estimated authorized use - Total estimated gallons from authorized metered or unmetered use. Authorized uses such as flushing (mains, services and hydrants) draining/cleaning tanks, process, construction, fire fighting, etc. Non-authorized use (real losses) are service line breaks and leaks, water main breaks, meter inaccuracies and theft.
 6 Enter the total purchased power costs for the power meters associated with this system.
 7 Enter the total purchased kWh used by the power meters associated with this system.

Water Utility Plant Description

Name of the System:	BRADSHAW WATER COMPANY INC		
ADEQ Public Water System Number:			AZ0413141
ADWR PCC Number:	91-000671.0000		

MAINS

Sizes (inches)	Material	Length (feet)
2.00	PVC	3,550
4.00	PVC	14,459
6.00	PVC	22,548
8.00	PVC	10,744
NA	NA	NA
NA	NA	NA
NA	NA	NA
NA	NA	NA
NA	NA	NA
NA	NA	NA
NA	NA	NA
NA	NA	NA
NA	NA	NA
NA	NA	NA
NA	NA	NA
NA	NA	NA

CUSTOMER METERS

Size (inches)	Quantity	Percent over 1,00,000 gallons	Percent over 10 years old
5/8 X 3/4	142	0%	0%
5/8 X 3/4	57	0%	100%
5/8 X 3/4	12	100%	100%
1	7	50%	100%
1	2	0%	0%
Compound 4	1	100%	100%
NA	NA	NA	NA
NA	NA	NA	NA
NA	NA	NA	NA
NA	NA	NA	NA
NA	NA	NA	NA
NA	NA	NA	NA
NA	NA	NA	NA
NA	NA	NA	NA
NA	NA	NA	NA
NA	NA	NA	NA
NA	NA	NA	NA
NA	NA	NA	NA
NA	NA	NA	NA
NA	NA	NA	NA
NA	NA	NA	NA
NA	NA	NA	NA
NA	NA	NA	NA
NA	NA	NA	NA

SERVICE LINES

Material	Percent of system	Year installed
PVC	100%	86-95
NA	0%	NA
NA	0%	NA
NA	0%	NA
NA	0%	NA

BOOSTER PUMPS

Horsepower	GPM	Quantity
10	100	2
3	30	1
1 1/2	30	1
7 1/2	100	2

FIRE HYDRANTS

Type	Quantity
Standard *	29
Other	NA

STORAGE TANKS

Capacity (gallons)	Material	Quantity	Year installed
23,000	Steel	1	1989
33,200	Steel	1	1993
47,500	Steel	1	2000
NA	NA	NA	NA
NA	NA	NA	NA
NA	NA	NA	NA

PRESSURE/BLADDER TANKS

Capacity (gallons)	Material	Quantity	Year installed
1,000	Steel	1	1986
30	Steel	2	2000
30	Steel	1	2022
NA	NA	NA	NA
NA	NA	NA	NA
NA	NA	NA	NA

* A standard fire hydrant has two 2.5 inch hose connection nozzles with 7.5 threads per inch, and one 4.5 inch pumper connection nozzle with 4 threads per inch.

Water Utility Plant Description (Continued)
--

For the following three items, list the utility owned assets in each category for each system.

TREATMENT EQUIPMENT:	NA
STRUCTURES:	8 Structures
OTHER:	NA

Provide a calculation used to determine the value of one water equivalent residential connection (ERC).

Use one of the following methods:

- (a) If actual flow data are available from the preceding 12 months, divide the total annual single family residence (SFR) gallons sold by the average number of single family residence customers for the same period and divide the result by 365
- (b) If no historical flow data are available, use:
 $ERC = (\text{Total SFR gallons sold (Omit 000)} / 365 \text{ days} / 350 \text{ gallons per day})$

ERC	142
Method used:	(a)

Customer and Other Information	
Name of the System:	BRADSHAW WATER COMPANY INC
ADEQ Public Water System Number:	AZ0413141
ADWR PCC Number:	91-000671.0000

Month	Number of Customers				
	Single-Family	Multi-Family	Commercial	Turf/Irrigation	Other Non-Residential
January	219	0	0	0	0
February	219	0	0	0	0
March	220	0	0	0	0
April	220	0	0	0	0
May	220	0	0	0	0
June	220	0	0	0	0
July	221	0	0	0	0
August	221	0	0	0	0
September	221	0	0	0	0
October	221	0	0	0	0
November	221	0	0	0	0
December	221	0	0	0	0

If the system has fire hydrants, what is the fire flow requirements? GPM for hrs.

Does the system have chlorination treatment?

Does the Company have an ADWR Gallons Per Capita Per Day (GCPCPD) requirement?

If yes, provide the GPCPD amount:

Is the Water Utility located in an ADWR Active Management Area (AMA)?

If yes, which AMA?

What is the present system connection capacity (in ERCs *) using existing lines?

What is the future system connection capacity (in ERCs *) upon service area buildout?

Describe any plans and estimated completion dates for any enlargements or improvements of this system.

NONE

* an ERC is based on the calculation on the bottom of AR9 page 12.

Bradshaw Water Company
 Annual Report
 Utility Shutoffs / Disconnects
 12/31/22

Utility Shutoffs / Disconnects	
Name of the System:	BRADSHAW WATER COMPANY INC
ADEQ Public Water System Number:	AZ0413141
ADWR PCC Number:	91-000671.0000

Month	Termination without Notice R14-2-410.B	Termination with Notice R14-2-410.C	Other
January	0	0	0
February	0	0	0
March	0	0	0
April	0	0	0
May	0	0	0
June	0	0	0
July	0	0	0
August	0	0	0
September	0	0	0
October	0	0	0
November	0	0	0
December	0	0	0
Total	0	0	0

Other (description):

NA

Instructions: Fill out the Grey Cells with the relevent information. Input 0 or none if there is nothing recorded in that account or there is no applicable information to report.

Property Taxes

Amount of actual property taxes paid during Calendar Year 2021 was

\$5,572

If no property taxes paid, explain why.

NA

Instructions: Fill out the Grey Cells with the relevant information. Input 0 or none if there is nothing recorded in that account or there is no applicable information to report.

Verification and Sworn Statement (Taxes)

RECEIVED
UTILITIES DIVISION
2023 APR -3 A 9:41
ARIZONA CORPORATION
COMMISSION

Verification: State of Arizona I, the undersigned of the
(state name)

County of (county name): Yavapai
Name (owner or official) title: Don Bohlier
Company name: Bradshaw Water Company

DO SAY THAT THIS ANNUAL UTILITY PROPERTY TAX AND SALES TAX REPORT TO THE ARIZONA CORPORATION COMMISSION.

FOR THE YEAR ENDING: 12/31/22

HAS BEEN PREPARED UNDER MY DIRECTION, FROM THE ORIGINAL BOOKS, PAPERS AND RECORDS OF SAID UTILITY; THAT I HAVE CAREFULLY EXAMINED THE SAME, AND DECLARE THE SAME TO BE A COMPLETE AND CORRECT STATEMENT OF BUSINESS AND AFFAIRS OF SAID UTILITY FOR THE PERIOD COVERED BY THIS REPORT IN RESPECT TO EACH AND EVERY MATTER AND THING SET FORTH, TO THE BEST OF MY KNOWLEDGE, INFORMATION AND BELIEF.

Sworn Statement: I HEREBY ATTEST THAT ALL PROPERTY TAXES FOR SAID COMPANY ARE CURRENT AND PAID IN FULL.

I HEREBY ATTEST THAT ALL SALES TAXES FOR SAID COMPANY ARE CURRENT AND PAID IN FULL.

Don Bohlier


signature of owner/official

928-778-1888
telephone no.

SUBSCRIBED AND SWORN TO BEFORE ME A NOTARY PUBLIC
IN AND FOR THE COUNTY

THIS 30th DAY OF Yavapai
March, 2023
(month) and (year)

MY COMMISSION EXPIRES 9/29/2025
(date)



Karen Sue Breier
(signature of notary public)

Verification and Sworn Statement

Verification:

State of Arizona I, the undersigned of the
(state name)
County of (county name): Yavapai
Name (owner or official) title: Don Bohler
Company name: Bradshaw Water Company

RECEIVED
UTILITIES DIVISION
2023 APR -3 A 9:42

DO SAY THAT THIS ANNUAL UTILITY PROPERTY TAX AND SALES TAX REPORT TO THE ARIZONA CORPORATION COMMISSION.

ARIZONA CORPORATION COMMISSION

FOR THE YEAR ENDING: 12/31/22

HAS BEEN PREPARED UNDER MY DIRECTION, FROM THE ORIGINAL BOOKS, PAPERS AND RECORDS OF SAID UTILITY; THAT I HAVE CAREFULLY EXAMINED THE SAME, AND DECLARE THE SAME TO BE A COMPLETE AND CORRECT STATEMENT OF BUSINESS AND AFFAIRS OF SAID UTILITY FOR THE PERIOD COVERED BY THIS REPORT IN RESPECT TO EACH AND EVERY MATTER AND THING SET FORTH, TO THE BEST OF MY KNOWLEDGE, INFORMATION AND BELIEF.

Sworn Statement: IN ACCORDANCE WITH THE REQUIREMENTS OF TITLE 40, ARTICLE 8, SECTION 40-401, ARIZONA REVISED STATUTES, IT IS HEREIN REPORTED THAT THE GROSS OPERATING REVENUE OF SAID UTILITY DERIVED FROM ARIZONA INTRASTATE UTILITY OPERATIONS DURING THE CALENDAR YEAR WAS:


Arizona Intrastate Gross Operating Revenues Only (\$)

\$272,589

(The amount in the box above includes

\$13,072 in sales taxes

billed or collected)



Don Bohler

signature of owner/official

928-778-1888

telephone no.

SUBSCRIBED AND SWORN TO BEFORE ME A NOTARY PUBLIC
IN AND FOR THE COUNTY

THIS

30th

DAY OF

Yavapai

(county name)

March, 2023

(month) and (year)

MY COMMISSION EXPIRES

9/29/2025

(date)

Karen Sue Breier

(signature of notary public)

Verification and Sworn Statement (Residential Revenue)

Verification:

State of Arizona I, the undersigned of the
(state name)

RECEIVED
UTILITIES DIVISION

County of (county name): Yavapai 2023 APR -3 A 9:42

Name (owner or official) title: Don Bohler

Company name: Bradshaw Water Company

ARIZONA CORPORATION
COMMISSION

DO SAY THAT THIS ANNUAL UTILITY PROPERTY TAX AND SALES TAX REPORT TO THE ARIZONA CORPORATION COMMISSION.

FOR THE YEAR ENDING: 12/31/22

HAS BEEN PREPARED UNDER MY DIRECTION, FROM THE ORIGINAL BOOKS, PAPERS AND RECORDS OF SAID UTILITY; THAT I HAVE CAREFULLY EXAMINED THE SAME, AND DECLARE THE SAME TO BE A COMPLETE AND CORRECT STATEMENT OF BUSINESS AND AFFAIRS OF SAID UTILITY FOR THE PERIOD COVERED BY THIS REPORT IN RESPECT TO EACH AND EVERY MATTER AND THING SET FORTH, TO THE BEST OF MY KNOWLEDGE, INFORMATION AND BELIEF.

Sworn Statement:


IN ACCORDANCE WITH THE REQUIREMENTS OF TITLE 40, ARTICLE 8, SECTION 40-401, ARIZONA REVISED STATUTES, IT IS HEREIN REPORTED THAT THE GROSS OPERATING REVENUE OF SAID UTILITY DERIVED FROM ARIZONA INTRASTATE UTILITY OPERATIONS RECEIVED FROM RESIDENTIAL CUSTOMERS DURING THE CALENDAR YEAR WAS:

Arizona Intrastate Gross Operating Revenues Only (\$)

\$272,589

(The amount in the box above includes

\$13,072 in sales taxes
billed or collected)



Don Bohler

signature of owner/official

928-778-1888

telephone no.

SUBSCRIBED AND SWORN TO BEFORE ME A NOTARY PUBLIC
IN AND FOR THE COUNTY

Yavapai
(county name)

THIS

30th

DAY OF

March, 2023
(month) and (year)

MY COMMISSION EXPIRES

9-29-2025
(date)

Karen Sue Breier

RECEIVED
UTILITIES DIVISION

2023 APR -3 A 9:42

ARIZONA CORPORATION
COMMISSION

Self-pay Method for Income Tax Statement of Certification

Verification:


State of Arizona I, the undersigned of the
(state name)

County of (county name): Yavapai
Name (owner or official) title: Don Bohler
Company name: Bradshaw Water Company

FOR THE YEAR ENDING: 12/31/22

Sworn Statement:

IN ACCORDANCE WITH THE REQUIREMENTS OF DECISION NO. 77084, BECAUSE THE UTILITY REQUIRES THE GROSS UP OF ADVANCES AND CONTRIBUTIONS, I HEREBY STATE THAT THE UTILITY HAS NOT INCURRED NOR IS EXPECTED TO INCUR A NET INCREASE IN CURRENT INCOME TAX EXPENSE OR A DECREASE IN DEFERRED TAX ASSET FOR A CARRY FORWARD ACCORDING TO GAAP IN AN AMOUNT EQUAL TO OR GREATER THAN THE AMOUNT OF THE REQUIRED GROSS UP PAID BY DEVELOPERS IN THE PERIOD COVERED BY THIS ANNUAL REPORT.



Don Bohler

signature of owner/official

928-778-1888

telephone no.

SUBSCRIBED AND SWORN TO BEFORE ME A NOTARY PUBLIC
IN AND FOR THE COUNTY

Yavapai
(county name)

THIS

30th

DAY OF

March, 2023

(month) and (year)

MY COMMISSION EXPIRES

9-29-2025

(date)

Karen Sue Breier

(signature of notary public)