

ANNUAL REPORT

Of

Company Name:
PO Box 340

Mailing Address: Camp Verde AZ
86322

Docket No.: W-01419A
For the Year Ended:

RECEIVED
APR 05 2019
ARIZONA CORP COMMISSION
UTILITIES DIVISION - DIRECTOR'S OFFICE

WATER UTILITY

To

Arizona Corporation Commission

Due on April 15th

Email: rdelafuente@azcc.gov, mail or deliver the completed Annual Report to:
Arizona Corporation Commission
Compliance Section - Utilities Division
1200 West Washington Street
Phoenix, Arizona 85007

Application Type:
Application Date:

4-9-19

ARIZONA CORPORATION COMMISSION
WATER UTILITY ANNUAL REPORT
Camp Verde Water System, Inc.
A Class Utility

1. For the Calendar Year Ended: 12/31/18

2. Address:

P.O. Box 340			
City: Camp Verde	State: Arizona	Zip Code: 86322	

3. Telephone Number: 928-567-5281

4. Date of Original Organization of Utility: 10/27/1969

5. Person to whom correspondence should be addressed concerning this report:

Name: Stacy Barnes
Telephone No. : 928-567-5281
Address:

P.O. Box 340			
City: Camp Verde	State: Arizona	Zip Code: 86322	

Email: cvwsinc@yahoo.com

6. On-Site Manager:

Name: Justin Bullard
Telephone No. : 928-567-5281
Address:

P.O. Box 340			
City: Camp Verde	State: Arizona	Zip Code: 86322	

Email: cvwsinc@yahoo.com

7. Ownership: "S" Corporation

8. Counties Served: Yavapai

Camp Verde Water System, Inc.
Annual Report
Utility Plant in Service (Water)
12/31/18

Utility Plant in Service (Water)							
Account No.	Description	Beginning Year Original Cost	Current Year Additions	Current Year Retirements	Adjusted Original Cost	Accumulated Depreciation	OCLD (OC less AD)
301	Organization	\$0	\$0	\$0	\$0	\$0	\$0
302	Franchises	0	0	0	0	0	0
303	Land and Land Rights	103,714	0	0	103,714	0	103,714
304	Structures and Improvements	205,595	0	0	205,595	173,778	31,817
305	Collecting & Improving Reservoirs	0	0	0	0	0	0
306	Lake, River, Canal Intakes	0	0	0	0	0	0
307	Wells and Springs	197,356	0	0	197,356	103,777	93,579
308	Infiltration Galleries	0	0	0	0	0	0
309	Supply Mains	0	0	0	0	0	0
310	Power Generation Equipment	0	0	0	0	0	0
311	Pumping Equipment	259,940	329	0	260,269	232,442	27,827
320	Water Treatment Equipment	0	0	0	0	0	0
320.1	Water Treatment Plants	0	0	0	0	0	0
320.2	Solution Chemical Feeders	82,167	3,395	0	85,562	59,208	26,354
320.3	Point-of-Use Treatment Devices	0	0	0	0	0	0
330	Distribution Reservoirs and Standpipes	0	0	0	0	0	0
330.1	Storage Tanks	860,772	0	0	860,772	395,573	465,199
330.2	Pressure Tanks	95,641	0	0	95,641	43,952	51,689
331	Transmission and Distribution Mains	5,010,360	18,920	0	5,029,280	2,329,369	2,699,911
333	Services	390,023	13,204	0	403,227	203,104	200,123
334	Meters and Meter Installations	451,511	32,737	0	484,248	246,361	237,887
335	Hydrants	303,161	61,517	0	364,678	58,614	306,064
336	Backflow Prevention Devices	0	0	0	0	0	0
339	Other Plant and Misc. Equipment	173,749	2,239	0	175,988	127,062	48,926
340	Office Furniture and Equipment	78,687	2,120	0	80,807	57,481	23,326
340.1	Computer & Software	0	0	0	0	0	0
341	Transportation Equipment	472,969	0	33,469	439,500	439,500	0
342	Stores Equipment	0	0	0	0	0	0
343	Tools, Shop and Garage Equipment	141,088	0	0	141,088	96,286	44,802
344	Laboratory Equipment	0	0	0	0	0	0
345	Power Operated Equipment	101,879	0	0	101,879	56,779	45,100
346	Communication Equipment	71,757	0	0	71,757	50,425	21,332
347	Miscellaneous Equipment	0	0	0	0	0	0
348	Other Tangible Plant	9,018	0	0	9,018	8,159	859
	Totals	\$9,009,387	\$134,461	\$33,469	\$9,110,379	\$4,681,870	\$4,428,509

Instructions: Fill out the Grey Cells with the relevant information. Input 0 or none if there is nothing recorded in that account or there is no applicable information to report.

Camp Verde Water System, Inc.
Annual Report
Depreciation Expense for the Current Year (Water)
12/31/18

Depreciation Expense for the Current Year (Water)								
Account No.	Description	Beginning Year Original Cost	Current Year Additions	Current Year Retirements	Adjusted Original Cost	Fully Depreciated/Non-depreciable Plant	Depreciation Percentages	Depreciation Expense
301	Organization	\$0	\$0	\$0	\$0	\$0	0.00%	\$0
302	Franchises	0	0	0	0	0	0.00%	0
303	Land and Land Rights	103,714	0	0	103,714	0	0.00%	0
304	Structures and Improvements	205,595	0	0	205,595	0	2.50%	5,140
305	Collecting & Improving Reservoirs	0	0	0	0	0	0.00%	0
306	Lake, River, Canal Intakes	0	0	0	0	0	0.00%	0
307	Wells and Springs	197,356	0	0	197,356	0	3.00%	5,921
308	Infiltration Galleries	0	0	0	0	0	0.00%	0
309	Supply Mains	0	0	0	0	0	0.00%	0
310	Power Generation Equipment	0	0	0	0	0	0.00%	0
311	Pumping Equipment	259,940	329	0	260,269	0	5.10%	13,265
320	Water Treatment Equipment	0	0	0	0	0	0.00%	0
320.1	Water Treatment Plants	0	0	0	0	0	0.00%	0
320.2	Solution Chemical Feeders	82,167	3,395	0	85,562	0	4.30%	3,606
320.3	Point-of-Use Treatment Devices	0	0	0	0	0	0.00%	0
330	Distribution Reservoirs and Standpipes	0	0	0	0	0	0.00%	0
330.1	Storage Tanks	860,772	0	0	860,772	0	1.80%	15,494
330.2	Pressure Tanks	95,641	0	0	95,641	0	1.80%	1,722
331	Transmission and Distribution Mains	5,010,360	18,920	0	5,029,280	0	2.20%	110,436
333	Services	390,023	13,204	0	403,227	0	3.00%	11,899
334	Meters and Meter Installations	451,511	32,737	0	484,248	0	3.80%	17,779
335	Hydrants	303,161	61,517	0	364,678	0	1.90%	6,344
336	Backflow Prevention Devices	0	0	0	0	0	0.00%	0
339	Other Plant and Misc. Equipment	173,749	2,239	0	175,988	0	5.00%	8,743
340	Office Furniture and Equipment	78,687	2,120	0	80,807	0	5.10%	4,067
340.1	Computer & Software	0	0	0	0	0	0.00%	0
341	Transportation Equipment	472,969	0	33,469	439,500	0	20.00%	91,247
342	Stores Equipment	0	0	0	0	0	0.00%	0
343	Tools, Shop and Garage Equipment	141,088	0	0	141,088	0	5.00%	7,054
344	Laboratory Equipment	0	0	0	0	0	0.00%	0
345	Power Operated Equipment	101,879	0	0	101,879	0	5.00%	5,094
346	Communication Equipment	71,757	0	0	71,757	0	6.00%	4,305
347	Miscellaneous Equipment	0	0	0	0	0	0.00%	0
348	Other Tangible Plant	9,018	0	0	9,018	0	5.00%	451
	Subtotal	\$9,009,387	\$134,461	\$33,469	\$9,110,379	\$0		\$312,568

Contribution(s) in Aid of Construction (Gross)	\$3,665,377
Less: Non Amortizable Contribution(s)	0
Fully Amortized Contribution(s)	1,519,368
Amortizable Contribution(s)	\$2,146,009
Times: Proposed Amortization Rate	3.43%
Amortization of CIAC	\$73,627
Less: Amortization of CIAC	\$73,627
DEPRECIATION EXPENSE	\$238,941

Instructions: Fill out the Grey Cells with the relevant information. Input 0 or none if there is nothing recorded in that account or there is no applicable information to report.

Camp Verde Water System, Inc.
 Annual Report
 Balance Sheet Assets
 12/31/18

Balance Sheet Assets				
	Assets		Balance at Beginning of Year (2018)	Balance at End of Year (2018)
Account No.	Current and Accrued Assets			
131	Cash		\$468,712	\$617,572
134	Working Funds		0	0
135	Temporary Cash Investments		0	0
141	Customer Accounts Receivable		96,943	66,764
146	Notes Receivable from Associated Companies		0	0
151	Plant Material and Supplies		42,118	44,890
162	Prepayments		3,257	6,673
174	Miscellaneous Current and Accrued Assets		286,224	265,738
	Total Current and Accrued Assets		\$897,254	\$1,001,637
Account No.	Fixed Assets			
101	Utility Plant in Service*		\$9,009,387	\$9,110,379
103	Property Held for Future Use		0	0
105	Construction Work in Progress		0	0
108	Accumulated Depreciation (enter as negative)*		(4,482,402)	(4,681,870)
121	Non-Utility Property		0	0
122	Accumulated Depreciation - Non Utility		0	0
	Total Fixed Assets		\$4,526,985	\$4,428,509
	Total Assets		\$5,424,239	\$5,430,146

Instructions: Fill out the Grey Cells with the relevant information. Input 0 or none if there is nothing recorded in that account or there is no applicable information to report.

*Note these items feed automatically from AR3 UPIS Page 3

Camp Verde Water System, Inc.
Annual Report
Balance Sheet Liabilities and Owners Equity

Balance Sheet Liabilities and Owners Equity				
	Liabilities		Balance at Beginning of Year (2018)	Balance at End of Year (2018)
Account No.	Current Liabilities			
231	Accounts Payable		\$654	\$608
232	Notes Payable (Current Portion)		10,775	0
234	Notes Payable to Associated Companies		18,778	8,566
235	Customer Deposits		67,854	85,721
236	Accrued Taxes		37,028	38,014
237	Accrued Interest		0	0
242	Miscellaneous Current and Accrued Liabilities		600,588	610,800
	Total Current Liabilities		\$735,677	\$743,709
	Long Term Debt			
224	Long Term Debt (Notes and Bonds)		(\$107,775)	(\$107,775)
	Deferred Credits			
251	Unamortized Premium on Debt		\$0	\$0
252	Advances in Aid of Construction		20,377	660
255	Accumulated Deferred Investment Tax Credits		0	0
271	Contributions in Aid of Construction		3,583,503	3,665,377
272	Less: Amortization of Contributions		(1,334,782)	(1,519,368)
281	Accumulated Deferred Income Tax		0	0
	Total Deferred Credits		\$2,269,098	\$2,146,669
	Total Liabilites		\$2,897,000	\$2,782,603
	Capital Accounts			
201	Common Stock Issued		\$79,053	\$80,665
211	Other Paid-In Capital		1,246,038	1,246,038
215	Retained Earnings		1,202,148	1,320,840
218	Proprietary Capital (Sole Props and Partnerships)		0	0
	Total Capital		\$2,527,239	\$2,647,543
	Total Liabilities and Capital		\$5,424,239	\$5,430,146

Instructions: Fill out the Grey Cells with the relevant information. Input 0 or none if there is nothing recorded in that account or there is no applicable information to report.

Note: Total liabilities and Capital must match total assets for the beginning and end of the year!

Camp Verde Water System, Inc.
Annual Report
Water Comparative Income Statement
12/31/18

Water Comparative Income Statement			
Account No.	Calendar Year	Current Year 01/01/2018 - 12/31/2018	Last Year 01/01/2017 - 12/31/2017
	Operating Revenue		
461	Metered Water Revenue	\$1,274,600	\$1,280,002
460	Unmetered Water Revenue	0	0
462	Fire Protection Revenue	0	0
469	Guaranteed Revenues (Surcharges)	0	0
471	Miscellaneous Service Revenues	0	0
474	Other Water Revenue	50,891	63,309
	Total Revenues	\$1,325,491	\$1,343,311
	Operating Expenses		
601	Salaries and Wages	\$580,124	\$559,673
604	Employee Pensions and Benefits	0	0
610	Purchased Water	0	0
615	Purchased Power	72,682	62,461
618	Chemicals	2,171	2,166
620	Materials and Supplies	0	0
620.1	Repairs and Maintenance	20,247	20,372
620.2	Office Supplies and Expense	18,688	18,150
630	Contractual Services	46,040	59,319
631	Contractual Services -Engineering	0	0
632	Contractual Services - Accounting	0	0
633	Contractual Services - Legal	0	0
634	Contractual Services - Management Fees	0	0
635	Contractual Services - Water Testing	5,391	12,901
636	Contractual Services - Other	0	0
640	Rents	0	0
641	Rental of Building/Real Property	11,039	15,509
642	Rental of Equipment	0	0
650	Transportation Expenses	27,371	26,062
657	Insurance - General Liability	30,345	27,801
657.1	Insurance - Health and Life	21,663	55,416
665	Regulatory Commission Expense - Rate	0	0
670	Bad Debt Expense	0	0
675	Miscellaneous Expense	14,005	271
403	Depreciation Expense (From Schedule AR4)	238,941	162,531
408	Taxes Other Than Income	43,425	42,329
408.11	Property Taxes	53,838	51,392
409	Income Taxes	0	0
427.1	Customer Security Deposit Interest	0	0
	Total Operating Expenses	\$1,185,970	\$1,116,353
	Operating Income / (Loss)	\$139,521	\$226,958
	Other Income / (Expense)		
419	Interest and Dividend Income	\$65	\$17,033
421	Non-Utility Income	4,610	(331)
426	Miscellaneous Non-Utility (Expense)	0	0
427	Interest (Expense)	(1,958)	(16,430)
	Total Other Income / (Expense)	\$2,717	\$272
	Net Income / (Loss)	\$142,238	\$227,230

Instructions: Fill out the Grey Cells with the relevant information. Input 0 or none if there is nothing recorded in that account or there is no applicable information to report.

Camp Verde Water System, Inc.
 Annual Report
 Full time equivalent employees
 12/31/18

Full time equivalent employees

	Direct Company	Outside service	Total
President	1.0	0.0	1.0
Vice-president	1.0	0.0	1.0
Manager	2.0	0.0	2.0
Engineering Staff	0.0	0.0	0.0
System Operator(s)	7.0	0.0	7.0
Meter reader	2.0	0.0	2.0
Customer Service	1.0	0.0	1.0
Accounting	1.0	0.0	1.0
Business Office	2.0	0.0	2.0
Rates Department	0.0	0.0	0.0
Administrative Staff	3.0	0.0	3.0
Other	0.0	0.0	0.0
Total	20.0	0.0	20.0

Instructions: Fill out the Grey Cells with the relevant information. Input 0 or none if there is nothing recorded in that account or there is no applicable information to report. A full-time employee is based on 2080 total hours per year. Please calculate partial employees using 2080 hours.

Supplemental Financial Data (Long-Term Debt)				
	Loan #1	Loan #2	Loan #3	Loan #4
Date Issued	n/a	n/a	n/a	n/a
Source of Loan	n/a	n/a	n/a	n/a
ACC Decision No.	n/a	n/a	n/a	n/a
Reason for Loan	n/a	n/a	n/a	n/a
Dollar Amt. Issued	n/a	n/a	n/a	n/a
Amount Outstanding	n/a	n/a	n/a	n/a
Date of Maturity	n/a	n/a	n/a	n/a
Interest Rate	n/a	n/a	n/a	n/a
Current Year Interest	n/a	n/a	n/a	n/a
Current Year Principal	n/a	n/a	n/a	n/a

Meter Deposit Balance at Test Year End:	\$23,373
---	----------

Meter Deposits Refunded During the Test Year:	\$13,070
---	----------

List all bonds, notes, loans, and other types of indebtedness in which the proceeds were used in the provision of public utility service. Indebtedness incurred for personal uses by the owner of the utility should not be listed. Input 0 or none if there is nothing to report for that cell.

Well and Water Usage										
Name of the System:		CAMP VERDE WTR SYSTEM								
ADEQ Public Water System Number:		AZ0413015								
ADWR PCC Number:		91-000610.0000								
Well registry 55# (55-XXXXXX):	Pump Horsepower	Pump Yield (gpm)	Casing Depth (feet)	Casing Diameter (inches)	Pump Motor Type **	Year Drilled	Meter Size (inches)	How measured:	Active	
55-518092	10	170	208	6	Submersible	1987	3	Metered	No	No
55-519944	10	130	35	8	Submersible	1987	4	Metered	No	No
55-516753	10	90	169	8	Submersible	1987	2	Metered	No	No
55-605026	10	120	3	12	Submersible	1974	4	Metered	No	No
55-605029	7.5	75	45	8	Submersible	1971	2	Metered	No	No
55-543661	7.5	59	34	10	Submersible	1994	4	Metered	No	No
55-534876	50	315	210	8	Submersible	1993	4	Metered	Yes	Yes
55-573009	100	600	563	12	Submersible	1999	6	Metered	Yes	Yes
55-210369	100	600	697	14	Submersible	2007	6	Metered	Yes	Yes
0	0	0	0	0	0	0	0	Metered	No	No
0	0	0	0	0	0	0	0	Metered	No	No
0	0	0	0	0	0	0	0	Metered	No	No
0	0	0	0	0	0	0	0	Metered	No	No
0	0	0	0	0	0	0	0	Metered	No	No
0	0	0	0	0	0	0	0	Metered	No	No
0	0	0	0	0	0	0	0	Metered	No	No
0	0	0	0	0	0	0	0	Metered	No	No

Name of system water delivered to:	CAMP VERDE WTR SYSTEM
ADWR PCC Number:	91-000610.0000
Source of water delivered to another system	Other
Name of system water received from:	CAMP VERDE WTR SYSTEM
ADWR PCC Number:	91-000610.0000
Source of water received	Other
Well registry 55# (55-XXXXXX):	na

Month	Water withdrawn (acre ft) ¹	Water sold (acre ft) ²	Water delivered (sold) to other systems (acre ft) ³	Water received (purchased) from other systems (acre ft) ⁴	Estimated authorized use (acre ft) ⁵	Purchased Power Expense ⁶	Purchased Power (kWh) ⁷
January	44	37	0	0	0	\$4,497	41,200
February	36	31	0	0	0	3,916	33,200
March	40	35	0	0	0	3,783	32,560
April	53	48	0	0	0	4,391	40,000
May	54	49	0	0	1	4,792	46,200
June	58	52	0	0	0	5,813	52,240
July	55	50	0	0	0	5,979	55,320
August	54	46	0	0	2	5,366	45,680
September	48	41	0	0	2	5,061	44,040
October	54	43	0	0	3	5,065	44,120
November	44	36	0	0	0	5,183	45,480
December	36	30	0	0	0	3,928	35,920
Totals	576	498	0	0	10	\$57,774	515,960

If applicable, in the space below please provide a description for all un-metered water use along with amounts:
 Please see next tab for breakdown of what we keep track of. Would also like to note the fire department here in Camp Verde will not report water use for fire protection (or whatever they use it for) to us if and when they do it is not accurate. We have to just estimate what we think they are using to fill tenders and fight fires. We have also ran into Construction Companies filling out of our fire hydrants without setting up service. We are thinking this happens more often than we are aware of.

Instructions: Fill out the Grey Cells with the relevant information. Input 0 or none if there is nothing recorded in that account or there is no applicable information to report.

- 1 Water withdrawn - Total acre feet of water withdrawn from pumped sources.
- 2 Water sold - Total acre feet from customer meters, and other sales such as construction water.
- 3 Water delivered (sold) to other systems - Total acre feet of water delivered to other systems.
- 4 Water received (purchased) from other systems - Total acre feet of water purchased/received from other systems.
- 5 Estimated authorized use - Total estimated acre feet from authorized metered or unmetered use. Authorized uses such as flushing (mains, services and hydrants) draining/cleaning tanks, process, construction, fire fighting, etc. Non-authorized use (real losses) are service line breaks and leaks, water main breaks, meter inaccuracies and theft.
- 6 Enter the total purchased power costs for the power meters associated with this system.
- 7 Enter the total purchased kWh used by the power meters associated with this system.

WATER LOSS	13-015				
	FLUSHING	LEAKS	FIRE DEPT	OTHER	
JANUARY	58400		29000		87400
FEBRUARY	85000		50000		135000
MARCH	54900	25000	50000		129900
APRIL		50000	10000		60000
MAY		193000	50000		243000
JUNE	2700	50000	100000		152700
JULY		75000	50000		125000
AUGUST		550000	100000		650000
SEPTEMBER		529393	75000	1500	605893
OCTOBER	17000		150000	850000	1017000
NOVEMBER	3000		100000		103000
DECEMBER	<u>53000</u>		<u>58000</u>		<u>111000</u>
	274000	1472393	822000	851500	3419893

Well and Water Usage										
Name of the System:		CAMP VERDE WATER SYS-VER								
ADEQ Public Water System Number:		AZ0413072								
ADWR PCC Number:		91-000649.0000								
Well registry 55# (55-XXXXXX):	Pump Horsepower	Pump Yield (gpm)	Casing Depth (feet)	Casing Diameter (inches)	Pump Motor Type **	Year Drilled	Meter Size (inches)	How measured:	Active	
55-605031	3	65	52	52	Submersible	1961	2	Metered	Yes	
0	0	0	0	0	0	0	0	Metered	No	
0	0	0	0	0	0	0	0	Metered	No	
0	0	0	0	0	0	0	0	Metered	No	
0	0	0	0	0	0	0	0	Metered	No	
0	0	0	0	0	0	0	0	Metered	No	
0	0	0	0	0	0	0	0	Metered	No	
0	0	0	0	0	0	0	0	Metered	No	
0	0	0	0	0	0	0	0	Metered	No	
0	0	0	0	0	0	0	0	Metered	No	
0	0	0	0	0	0	0	0	Metered	No	
0	0	0	0	0	0	0	0	Metered	No	
0	0	0	0	0	0	0	0	Metered	No	
0	0	0	0	0	0	0	0	Metered	No	
0	0	0	0	0	0	0	0	Metered	No	
0	0	0	0	0	0	0	0	Metered	No	
0	0	0	0	0	0	0	0	Metered	No	
0	0	0	0	0	0	0	0	Metered	No	

Name of system water delivered to:	CAMP VERDE WATER SYS-VER
ADWR PCC Number:	91-000649.0000
Source of water delivered to another system	Other
Name of system water received from:	CAMP VERDE WATER SYS-VER
ADWR PCC Number:	91-000649.0000
Source of water received	Other
Well registry 55# (55-XXXXXX):	na

Month	Water withdrawn (acre ft) ¹	Water sold (acre ft) ²	Water delivered (sold) to other systems (acre ft) ³	Water received (purchased) from other systems (acre ft) ⁴	Estimated authorized use (acre ft) ⁵	Purchased Power Expense ⁶	Purchased Power (kWh) ⁷
January	1	1	0	0	0	\$327	1,513
February	1	1	0	0	0	323	1,491
March	1	1	0	0	0	284	1,298
April	1	1	0	0	0	269	1,141
May	1	1	0	0	0	288	1,211
June	1	1	0	0	0	322	1,446
July	1	1	0	0	0	337	1,531
August	1	1	0	0	0	276	1,165
September	1	1	0	0	0	293	1,253
October	1	1	0	0	0	307	1,336
November	1	1	0	0	0	249	1,072
December	1	1	0	0	0	348	1,775
Totals	10	9	0	0	0	\$3,623	16,252

My spreadsheet calculation for acre ft totals are inserted

Table of Contents
 Gallons Acre feet
 3,000 0.0092

If applicable, in the space below please provide a description for all un-metered water use along with amounts:
 All used for flushing or leaks / Please see next tab

Instructions: Fill out the Grey Cells with the relevant information. Input 0 or none if there is nothing recorded in that account or there is no applicable information to report.

- 1 Water withdrawn - Total acre feet of water withdrawn from pumped sources.
- 2 Water sold - Total acre feet from customer meters, and other sales such as construction water.
- 3 Water delivered (sold) to other systems - Total acre feet of water delivered to other systems.
- 4 Water received (purchased) from other systems - Total acre feet of water purchased/received from other systems.
- 5 Estimated authorized use - Total estimated acre feet from authorized metered or un-metered use. Authorized uses such as flushing (mains, services and hydrants) draining/cleaning tanks, process, construction, fire fighting, etc. Non-authorized use (real losses) are service line breaks and leaks, water main breaks, meter inaccuracies and theft.
- 6 Enter the total purchased power costs for the power meters associated with this system.
- 7 Enter the total purchased kWh used by the power meters associated with this system.

Note: If you are filing for more than one system, please provide a separate data sheet for each system.

WATER LOSS	13-072	FLUSHING	LEAKS	FIRE DEPT	OTHER
JANUARY		3000			3000
FEBRUARY		3000			3000
MARCH		3000	0		3000
APRIL		5000			5000
MAY		3000			3000
JUNE		3000			3000
JULY		3000			3000
AUGUST		3000			3000
SEPTEMBER		3000			3000
OCTOBER		3000			3000
NOVEMBER		3000			3000
DECEMBER		<u>3000</u>			<u>3000</u>
		<hr/> 38000	0	0	0 38000

Water Utility Plant Description		
Name of the System:	CAMP VERDE WTR SYSTEM	
ADEQ Public Water System Number:	AZ0413015	
ADWR PCC Number:	91-000610.0000	

MAINS		
Sizes (inches)	Material	Length (feet)
2.00	CA,PVC,Steel	13,855
3.00	Cast Iron	1,000
4.00	Ductile Iron	5,052
4.00	ACP, PVC	33,978
6.00	Ductile Iron	18,475
6.00	ACP, PVC	53,656
8.00	Ductile Iron	38,795
8.00	PVC	19,040
10.00	PVC	1,845
10.00	Ductile Iron	340
12.00	Ductile Iron	63,138
12.00	PVC	3,458
NA	NA	0
NA	NA	0

CUSTOMER METERS	
Size (inches)	Quantity
5/8 X 3/4	1,494
0.75	5
1	46
1.5	24
2	30
Compound 3	5
Turbine 3	2
Compound 4	4
Compound 6	3
8	1
NA	0
NA	0
NA	0
NA	0
NA	0
NA	0
NA	0

SERVICE LINES	
Material	Percent of system
NA	na
na	na
na	na
na	na
na	na

BOOSTER PUMPS		
Horsepower	GPM	Quantity
7.5	350	2
10	600	1
15	700	2
20 / 30	750 / 800	1 and 3

FIRE HYDRANTS	
Type	Quantity
Standard *	157
Other	fire lines 26

STORAGE TANKS		
Capacity (gallons)	Material	Quantity
2,700,000	Steel	1
1,300,000	Steel	1
719,000	Steel	1
211,000	Steel	1
0	0	0
0	0	0

PRESSURE/BLADDER TANKS		
Capacity (gallons)	Material	Quantity
2,000	0	1
5,000	0	1
37,500	0	1
0	0	0
0	0	0
0	0	0

Instructions: Fill out the Grey Cells with the relevant information. Input 0 or none if there is nothing recorded in that account or there is no applicable information to report. Copy and paste this sheet as many times as is necessary.

* A standard fire hydrant has two 2.5 inch hose connection nozzles with 7.5 threads per inch, and one 4.5 inch pumper connection nozzle with 4 threads per inch.

Water Utility Plant Description (Continued)

For the following three items, list the utility owned assets in each category for each system.

TREATMENT EQUIPMENT:	Dual Miox Chlorine Generator
-----------------------------	------------------------------

STRUCTURES:	na
--------------------	----

OTHER:	na
---------------	----

Instructions: Fill out the Grey Cells with the relevant information. Input 0 or none if there is nothing recorded in that account or there is no applicable information to report. Copy and paste this sheet as many times as is necessary.

Table of Contents

Water Utility Plant Description (Continued)

For the following three items, list the utility owned assets in each category for each system.

TREATMENT EQUIPMENT:	OTHER:
Dual Mix Chlorine Generator // 20 GPM Arsenic Treatment Plant	na
STRUCTURES:	na
OTHER:	na

Instructions: Fill out the Grey Cells with the relevant information. Input 0 or none if there is nothing recorded in that account or there is no applicable information to report. Copy and paste this sheet as many times as is necessary.

Table of Contents

Water Utility Plant Description

Name of the System: **CAMP VERDE WATER SYS-VER**
ADWA Public Water System Number: **AZ0013072**
ADWR P.C. Number: **91-0004930000**

Size (inches)	Material	Length (feet)	Quantity
7.00	PVC-Ghvy	155	0
4.00	Ductile Iron	210	0
4.00	ACP-PVC	4,680	0
6.00	Ductile Iron	50	0
6.00	ACP-PVC	2,446	0
8.00	PVC	280	0
8.00	ACP	401	0
NA	NA	NA	0
NA	NA	NA	0
NA	NA	NA	0
NA	NA	NA	0
NA	NA	NA	0
NA	NA	NA	0
NA	NA	NA	0

Material	Percent of System
NA	na
NA	na
NA	na
NA	na
NA	na

Size (inches)	Quantity
3/8 X 3/4	0
NA	0
NA	0
NA	0
NA	0
NA	0
NA	0
NA	0
NA	0
NA	0
NA	0
NA	0
NA	0
NA	0

Material	Quantity
5	200
0	0
0	0
0	0
0	0

Capacity (gallons)	Material	Quantity
10,000	Steel	2
0	0	0
0	0	0
0	0	0
0	0	0
0	0	0

Instructions: Fill out the Grey Cells with the relevant information. Input 0 or none if there is nothing recorded in that account or there is no applicable information to report. Copy and paste this sheet as many times as is necessary.

* A standard fire hydrant has two 2.5 inch hose connection nozzles with 7.5 threads per inch, and one 4.5 inch pumper connection nozzle with 4 threads per inch.

Notes: If you are filing for more than one system, please click on the two systems button below.

Customer and Other Information	
Name of the System:	CAMP VERDE WTR SYSTEM
ADEQ Public Water System Number:	AZ0413015
ADWR PCC Number:	91-000610.0000

Month	Number of Customers				
	Single-Family	Multi-Family	Commercial	Turf/Irrigation	Other Non-Residential
January	1,409	28	220	0	0
February	1,415	28	219	0	0
March	1,416	28	216	0	0
April	1,414	28	220	0	0
May	1,420	28	193	0	0
June	1,420	28	218	0	0
July	1,437	28	220	0	0
August	1,431	28	221	0	0
September	1,435	29	224	0	0
October	1,431	29	226	0	0
November	1,432	29	224	0	0
December	1,436	29	226	0	0

If the system has fire hydrants, what is the fire flow requirements? GPM for hrs.

Does the system have chlorination treatment?

Does the Company have an ADWR Gallons Per Capita Per Day (GCPCPD) requirement?

If yes, provide the GPCPD amount:

Is the Water Utility located in an ADWR Active Management Area (AMA)?

If yes, which AMA?

Instructions: Fill out the Grey Cells with the relevant information. Input 0 or none if there is nothing recorded in that account or there is no applicable information to report. Copy and paste this sheet as many times as is necessary.

[Table of Contents](#)

Customer and Other Information	
Name of the System:	CAMP VERDE WATER SYS-VER
ADEQ Public Water System Number:	AZ0413072
ADWR PCC Number:	91-000649.0000

Month	Number of Customers				Turf/Irrigation	Other Non-Residential
	Single-Family	Multi-Family	Commercial			
January	50	0	0	0	0	0
February	49	0	0	0	0	0
March	52	0	0	0	0	0
April	50	0	0	0	0	0
May	52	0	0	0	0	0
June	52	0	0	0	0	0
July	52	0	0	0	0	0
August	52	0	0	0	0	0
September	52	0	0	0	0	0
October	53	0	0	0	0	0
November	51	0	0	0	0	0
December	51	0	0	0	0	0

If the system has fire hydrants, what is the fire flow requirements? GPM for hrs.

Does the system have chlorination treatment?

Does the Company have an ADWR Gallons Per Capita Per Day (GPCPD) requirement?
 If yes, provide the GPCPD amount:

Is the Water Utility located in an ADWR Active Management Area (AMA)?
 If yes, which AMA?

Instructions: Fill out the Grey Cells with the relevant information. Input 0 or none if there is nothing recorded in that account or there is no applicable information to report. Copy and paste this sheet as many times as is necessary.

Note: If you are filing for more than one system, please click on the two systems button below.

Camp Verde Water System, Inc.
Annual Report
Property Taxes
12/31/18

Property Taxes	
Amount of actual property taxes paid during Calendar Year 2018 was	\$53,838

If no property taxes paid, explain why.
NA

Instructions: Fill out the Grey Cells with the relevant information. Input 0 or none if there is nothing recorded in that account or there is no applicable information to report.

Verification and Sworn Statement (Taxes)

Verification: State of Arizona I, the undersigned of the
(state name)

County of (county name): Yavapai
Name (owner or official) title: Stacy Barnes, Secretary
Company name: Camp Verde Water System, Inc.

RECEIVED /
APR 05 2019
ARIZONA CORP COMMISSION
UTILITIES DIVISION - DIRECTOR'S OFFICE

DO SAY THAT THIS ANNUAL UTILITY PROPERTY TAX AND SALES TAX REPORT TO THE ARIZONA CORPORATION COMMISSION.

FOR THE YEAR ENDING: 12/31/18

HAS BEEN PREPARED UNDER MY DIRECTION, FROM THE ORIGINAL BOOKS, PAPERS AND RECORDS OF SAID UTILITY; THAT I HAVE CAREFULLY EXAMINED THE SAME, AND DECLARE THE SAME TO BE A COMPLETE AND CORRECT STATEMENT OF BUSINESS AND AFFAIRS OF SAID UTILITY FOR THE PERIOD COVERED BY THIS REPORT IN RESPECT TO EACH AND EVERY MATTER AND THING SET FORTH, TO THE BEST OF MY KNOWLEDGE, INFORMATION AND BELIEF.

Sworn Statement: I HEREBY ATTEST THAT ALL PROPERTY TAXES FOR SAID COMPANY ARE CURRENT AND PAID IN FULL.

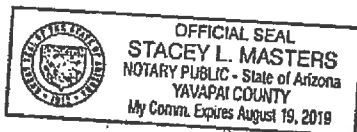
I HEREBY ATTEST THAT ALL SALES TAXES FOR SAID COMPANY ARE CURRENT AND PAID IN FULL.

Stacy Barnes
signature of owner/official
928-567-5281
telephone no.

SUBSCRIBED AND SWORN TO BEFORE ME A NOTARY PUBLIC
IN AND FOR THE COUNTY

THIS 5th DAY OF Yavapai
(month) and (year)

MY COMMISSION EXPIRES August 19, 2019
(date)



Stacey L. Masters
(signature of notary public)

Verification and Sworn Statement

RECEIVED

APR 05 2019

ARIZONA CORP COMMISSION
UTILITIES DIVISION - DIRECTOR'S OFFICE

Verification:

State of Arizona I, the undersigned of the
(state name)

County of (county name): Yavapai

Name (owner or official) title: Stacy Barnes, Secretary

Company name: Camp Verde Water System, Inc.

DO SAY THAT THIS ANNUAL UTILITY PROPERTY TAX AND SALES TAX REPORT TO THE ARIZONA CORPORATION COMMISSION.

FOR THE YEAR ENDING: 12/31/18

HAS BEEN PREPARED UNDER MY DIRECTION, FROM THE ORIGINAL BOOKS, PAPERS AND RECORDS OF SAID UTILITY; THAT I HAVE CAREFULLY EXAMINED THE SAME, AND DECLARE THE SAME TO BE A COMPLETE AND CORRECT STATEMENT OF BUSINESS AND AFFAIRS OF SAID UTILITY FOR THE PERIOD COVERED BY THIS REPORT IN RESPECT TO EACH AND EVERY MATTER AND THING SET FORTH, TO THE BEST OF MY KNOWLEDGE, INFORMATION AND BELIEF.

Sworn Statement: IN ACCORDANCE WITH THE REQUIREMENTS OF TITLE 40, ARTICLE 8, SECTION 40-401, ARIZONA REVISED STATUTES, IT IS HEREIN REPORTED THAT THE GROSS OPERATING REVENUE OF SAID UTILITY DERIVED FROM ARIZONA INTRASTATE UTILITY OPERATIONS DURING THE CALENDAR YEAR WAS:

Arizona Intrastate Gross Operating Revenues Only (\$)

\$1,457,196

(The amount in the box above includes

\$121,558 in sales taxes
billed or collected)

Stacy Barnes
signature of owner/official

928-567-5281
telephone no.

SUBSCRIBED AND SWORN TO BEFORE ME A NOTARY PUBLIC
IN AND FOR THE COUNTY

Yavapai

(county name)

THIS

5TH

DAY OF

April 2019

(month) and (year)

MY COMMISSION EXPIRES

August 19, 2019
(date)



[Signature]

(signature of notary public)

Verification and Sworn Statement (Residential Revenue)

Verification:

State of Arizona I, the undersigned of the
(state name)

County of (county name): Yavapai
Name (owner or official) title: Stacy Barnes, Secretary
Company name: Camp Verde Water System, Inc.

RECEIVED
APR 05 2019
UTILITIES DIVISION - DIRECTOR'S OFFICE
ARIZONA CORP COMMISSION

DO SAY THAT THIS ANNUAL UTILITY PROPERTY TAX AND SALES TAX REPORT TO THE ARIZONA CORPORATION COMMISSION.

FOR THE YEAR ENDING: 12/31/18

HAS BEEN PREPARED UNDER MY DIRECTION, FROM THE ORIGINAL BOOKS, PAPERS AND RECORDS OF SAID UTILITY; THAT I HAVE CAREFULLY EXAMINED THE SAME, AND DECLARE THE SAME TO BE A COMPLETE AND CORRECT STATEMENT OF BUSINESS AND AFFAIRS OF SAID UTILITY FOR THE PERIOD COVERED BY THIS REPORT IN RESPECT TO EACH AND EVERY MATTER AND THING SET FORTH, TO THE BEST OF MY KNOWLEDGE, INFORMATION AND BELIEF.

Sworn Statement: IN ACCORDANCE WITH THE REQUIREMENTS OF TITLE 40, ARTICLE 8, SECTION 40-401, ARIZONA REVISED STATUTES, IT IS HEREIN REPORTED THAT THE GROSS OPERATING REVENUE OF SAID UTILITY DERIVED FROM ARIZONA INTRASTATE UTILITY OPERATIONS RECEIVED FROM RESIDENTIAL CUSTOMERS DURING THE CALENDAR YEAR WAS:

Arizona Intrastate Gross Operating Revenues Only (\$)

\$796,354
(The amount in the box above includes
\$69,212 in sales taxes
billed or collected)

Stacy Barnes
signature of owner/official

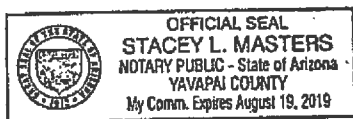
928-567-5281
telephone no.

SUBSCRIBED AND SWORN TO BEFORE ME A NOTARY PUBLIC
IN AND FOR THE COUNTY

Yavapai
(county name)

THIS 5TH DAY OF April 2019
(month) and (year)

MY COMMISSION EXPIRES August 19, 2019
(date)



[Signature]
(signature of notary public)

2018 PROPERTY TAX NOTICE

YAVAPAI COUNTY

ARIZONA

PARCEL #	AREA CODE	PRIMARY TAX RATE PER \$100 ASSESSED VALUE	SECONDARY TAX RATE PER \$100 ASSESSED VALUE	IRRIGATION DISTRICT \$ PER ACRE
903-82-87208	2872	8.4559	6.5458	

ASSESSMENT	VALUE IN DOLLARS	ASSMT %	ASSESSED VALUE	EXEMPTIONS	TAX RATE	TAX
LIMITED PRIMARY TOTALS	546,184	18%	98,313	0.00	8.4559	8,313.24
LIMITED SECONDARY TOTALS	546,184	18%	98,313	0.00	6.5458	4,591.50

2018 TAX SUMMARY	
PRIMARY PROPERTY TAX	8,313.24
LESS STATE AID TO EDUCATION	0.00
NET PRIMARY PROPERTY TAX	8,313.24
SECONDARY PROPERTY TAX	4,591.50
SPECIAL DISTRICT TAX	
TOTAL TAX DUE FOR 2018	12,904.74


SITUS ADDRESS:

JURISDICTION	2017 TAXES	2018 TAXES
2000 YAVAPAI COUNTY	1,659.16	1,748.78
2001 SCHOOL EQUALIZATION	439.72	466.10
7028 CAMP VERDE UNIFIED S.D.#28	3,886.46	4,369.62
8150 YAVAPAI COMMUNITY COLLEGE	1,607.92	1,728.74
11202 CAMP VERDE F.D.	2,931.38	3,195.18
11900 FIRE DIST. ASSIST. FUND	90.20	98.30
14900 YAVAPAI CTY. LIBRARY DISTRICT	163.72	169.10
15001 YAVAPAI FLOOD CONTROL DISTRICT	72.36	70.22
21259 C.V. SAN DIST. (LEVY)	945.00	823.54
30000 VALLEY ACADEMY EDUCATION DIST	45.10	49.16
58150 SECONDARY YAVAPAI COMMUNITY CO	180.48	186.00

LEGAL DESCRIPTION:

This is the only notice you will receive

Ross D. Jacobs
 Yavapai County Treasurer
 1015 Fair Street
 Prescott, AZ 86305



THIS IS A CALENDAR YEAR TAX NOTICE

TOTALS	12,021.50	12,904.74
---------------	-----------	-----------

PAYMENT INSTRUCTIONS

To pay the 1st half, send the 1st half coupon with your payment postmarked no later than November 1, 2018. To pay the 2nd half installment, send the 2nd half coupon with your payment postmarked no later than May 1, 2019. To pay taxes for the full year, send the 1st half coupon with your payment postmarked no later than December 31, 2018 and no interest will be charged for current year.

Make your check payable and mail to:
 Ross D. Jacobs
 Yavapai County Treasurer
 1015 Fair Street
 Prescott, AZ 86305-1607

82123*338**G50**1.609**3/8*****AUTO5-DIGIT 86322
 CAMP VERDE WATER SYSTEM INC
 STANLEY BULLARD
 PO BOX 340
 CAMP VERDE AZ 86322-0340

THERE WILL BE A CHARGE FOR EACH RETURNED CHECK AND YOUR TAXES WILL REVERT TO AN UNPAID STATUS.

PLEASE INCLUDE YOUR
 PARCEL NUMBER
 ON YOUR CHECK.

2018 PROPERTY TAX NOTICE

YAVAPAI COUNTY

ARIZONA

PARCEL #	AREA CODE	PRIMARY TAX RATE PER \$100 ASSESSED VALUE	SECONDARY TAX RATE PER \$100 ASSESSED VALUE	IRRIGATION DISTRICT \$ PER ACRE	PRIMARY PROPERTY TAX			
903-82-80205	2802	8.4559	3.9500			325.46		
	VALUE IN DOLLARS	ASSMT %	ASSESSED VALUE	EXEMPTIONS	TAX RATE	TAX	LESS STATE AID TO EDUCATION	0.00
LIMITED PRIMARY TOTALS	21,386	18%	3,849	0.00	8.4559	325.46	NET PRIMARY PROPERTY TAX	325.46
LIMITED SECONDARY TOTALS	21,386	18%	3,849	0.00	3.9500	143.62	SECONDARY PROPERTY TAX	143.62
							SPECIAL DISTRICT TAX	
							TOTAL TAX DUE FOR 2018	469.08

JURISDICTION	2017 TAXES	2018 TAXES
2000 YAVAPAI COUNTY	67.68	68.46
2001 SCHOOL EQUALIZATION	17.94	18.24
7028 CAMP VERDE UNIFIED S.D.#28	158.52	171.08
8150 YAVAPAI COMMUNITY COLLEGE	65.60	67.88
11222 VERDE VALLEY FIRE DISTRICT	118.46	123.94
11900 FIRE DIST: ASSIST. FUND	3.68	3.86
14900 YAVAPAI CTY. LIBRARY DISTRICT	6.68	6.62
15001 YAVAPAI FLOOD CONTROL DISTRICT	0.00	0.00
30000 VALLEY ACADEMY EDUCATION DIST	1.84	1.92
58150 SECONDARY YAVAPAI COMMUNITY CO	7.36	7.28
TOTALS	447.76	469.08

OWNER'S ADDRESS:

LEGAL DESCRIPTION:

This is the only notice you will receive.

Ross D. Jacobs
Yavapai County Treasurer
1015 Fair Street
Prescott, AZ 86305



THIS IS A CALENDAR YEAR TAX NOTICE

82123*338**G50**1.609**2/8*****AUTOS-DIGIT 88322
CAMP VERDE WATER SYSTEM INC
STANLEY BULLARD
PO BOX 340
CAMP VERDE AZ 86322-0340

PAYMENT INSTRUCTIONS

To pay the 1st half, send the 1st half coupon with your payment postmarked no later than November 1, 2018. To pay the 2nd half installment, send the 2nd half coupon with your payment postmarked no later than May 1, 2019. To pay taxes for the full year, send the 1st half coupon with your payment postmarked no later than December 31, 2018 and no interest will be charged for current year.

Make your check payable and mail to:

Ross D. Jacobs
Yavapai County Treasurer
1015 Fair Street
Prescott AZ 86305-1807

PLEASE INCLUDE YOUR
PARCEL NUMBER
ON YOUR CHECK.

THERE WILL BE A CHARGE FOR EACH RETURNED CHECK
AND YOUR TAXES WILL REVERT TO AN UNPAID STATUS.

2018 PROPERTY TAX NOTICE

YAVAPAI COUNTY

ARIZONA

PARCEL #	AREA CODE	PRIMARY TAX RATE PER \$100 ASSESSED VALUE	SECONDARY TAX RATE PER \$100 ASSESSED VALUE	IRRIGATION DISTRICT S PER ACRE			
903-80-62203	0622	8.0665	5.7925		PRIMARY PROPERTY TAX	7,095.64	
					LESS STATE AID TO EDUCATION	0.00	
					NET PRIMARY PROPERTY TAX	7,095.64	
					SECONDARY PROPERTY TAX	4,906.98	
					SPECIAL DISTRICT TAX		
					TOTAL TAX DUE FOR 2018	12,002.62	
LIMITED PRIMARY TOTALS		VALUE IN DOLLARS	ASSMT %	ASSESSED VALUE	EXEMPTIONS	TAX RATE	TAX
		488,689	18%	87,964	0.00	8.0665	7,095.64
LIMITED SECONDARY TOTALS		488,689	18%	87,964	0.00	5.7925	4,906.98

JURISDICTION	2017 TAXES	2018 TAXES
2000 YAVAPAI COUNTY	1,546.68	1,564.70
2001 SCHOOL EQUALIZATION	409.90	417.04
5006 COTTONWOOD-OAK CREEK ELEM.S.D.	1,749.76	1,821.66
6105 MINGUS UNION HS #4	1,702.40	1,745.48
8150 YAVAPAI COMMUNITY COLLEGE	1,498.92	1,546.76
11222 VERDE VALLEY FIRE DISTRICT	2,707.44	2,832.44
11900 FIRE DIST. ASSIST. FUND	84.08	87.96
14900 YAVAPAI CTY. LIBRARY DISTRICT	152.60	151.30
15001 YAVAPAI FLOOD CONTROL DISTRICT	4.30	4.16
30000 VALLEY ACADEMY EDUCATION DIST	42.04	43.98
55006 SECONDARY SD#6	798.84	818.58
56105 SECONDARY HS#4	679.38	802.14
58150 SECONDARY YAVAPAI COMMUNITY CO	168.24	166.42
TOTALS	11,544.68	12,002.62

THIS ADDRESS

LEGAL DESCRIPTION

This is the only notice you will receive

815 Fair Street
 Camp Verde, AZ 86305



THIS IS A ONE YEAR NOTICE

82123*338**G50**1.609**1/8*****AUTO5-DIGIT 86322
 CAMP VERDE WATER SYSTEM INC
 STANLEY BULLARD
 PO BOX 340
 CAMP VERDE AZ 86322-0340



PAYMENT INSTRUCTIONS

To pay the 1st half, send the 1st half coupon with your payment postmarked no later than November 1, 2018. To pay the 2nd half installment, send the 2nd half coupon with your payment postmarked no later than May 1, 2019. To pay taxes for the full year, send the 1st half coupon with your payment postmarked no later than December 31, 2018 and no interest will be charged for current year.

Make your check payable and mail to:

Ross D. Jacobs
 Yavapai County Treasurer
 1015 Fair Street
 Prescott AZ 86305-1807

PLEASE INCLUDE YOUR
PARCEL NUMBER
 ON YOUR CHECK.

THERE WILL BE A CHARGE FOR EACH RETURNED CHECK
 AND YOUR TAXES WILL REVERT TO AN UNPAID STATUS.

2018 PROPERTY TAX NOTICE

YAVAPAI COUNTY

ARIZONA

PARCEL #	AREA CODE	PRIMARY TAX RATE PER \$100 ASSESSED VALUE	SECONDARY TAX RATE PER \$100 ASSESSED VALUE	IRRIGATION DISTRICT \$ PER ACRE	PRIMARY PROPERTY TAX	
903-82-87703	2877	8.4559	3.9800		15,864.18	
					LESS STATE AID TO EDUCATION	0.00
					NET PRIMARY PROPERTY TAX	15,864.18
					SECONDARY PROPERTY TAX	7,057.60
					SPECIAL DISTRICT TAX	
					TOTAL TAX DUE FOR 2018	22,921.78

	VALUE IN DOLLARS	ASSMT %	ASSESSED VALUE	EXEMPTIONS	TAX RATE	TAX	JURISDICTION	2017 TAXES	2018 TAXES
LIMITED PRIMARY TOTALS	1,042,285	18%	187,611	0.00	8.4559	15,864.18	2000 YAVAPAI COUNTY	3,261.36	3,337.22
LIMITED SECONDARY TOTALS	1,042,285	18%	187,611	0.00	3.9800	7,057.60	2001 SCHOOL EQUALIZATION	864.32	889.46
							7028 CAMP VERDE UNIFIED S.D.#28	7,639.52	8,338.56
							8150 YAVAPAI COMMUNITY COLLEGE	3,160.66	3,298.94
							11202 CAMP VERDE F.D.	5,762.12	6,097.36
							11900 FIRE DIST. ASSIST. FUND	177.30	187.62
							14900 YAVAPAI CTY. LIBRARY DISTRICT	321.80	322.68
							15001 YAVAPAI FLOOD CONTROL DISTRICT	1.20	1.16
							30000 VALLEY ACADEMY EDUCATION DIST	88.64	93.82
							58150 SECONDARY YAVAPAI COMMUNITY CO	354.76	354.96
							TOTALS	21,631.68	22,921.78

STATUS ADDRESS
 LEGAL DESCRIPTION
 This is the only notice you will receive

Jacobs
 1015 Fair Street
 Prescott, AZ 86305

Go Paperless
Pay Taxes Online
 AUTHORIZATION CODE
YAV-FVPAKCT

THIS IS A CALENDAR YEAR TAX NOTICE

82124*336**G50**0.67**2/4*****AUTO5-DIGIT 86322
 CAMP VERDE WATER SYSTEM INC
 STANLEY BULLARD
 PO BOX 340
 CAMP VERDE AZ 86322-0340

PAYMENT INSTRUCTIONS
 To pay the 1st half, send the 1st half coupon with your payment postmarked no later than November 1, 2018. To pay the 2nd half installment, send the 2nd half coupon with your payment postmarked no later than May 1, 2019. To pay taxes for the full year, send the 1st half coupon with your payment postmarked no later than December 31, 2018 and no interest will be charged for current year.

Make your check payable and mail to:
 Ross D. Jacobs
 Yavapai County Treasurer
 1015 Fair Street
 Prescott AZ 86305-1807

PLEASE INCLUDE YOUR
PARCEL NUMBER
 ON YOUR CHECK.

THERE WILL BE A CHARGE FOR EACH RETURNED CHECK
 AND YOUR TAXES WILL REVERT TO AN UNPAID STATUS.

2018 PROPERTY TAX NOTICE

YAVAPAI COUNTY

ARIZONA

PARCEL #	AREA CODE	PRIMARY TAX RATE PER \$100 ASSESSED VALUE	SECONDARY TAX RATE PER \$100 ASSESSED VALUE	IRRIGATION DISTRICT \$ PER ACRE	PRIMARY PROPERTY TAX	
903-82-87600	2876	8.4559	0.7300		5,184.14	
					LESS STATE AID TO EDUCATION	0.00
LIMITED PRIMARY TOTALS	340,599	18%	61,308	0.00	8.4559	5,184.14
LIMITED SECONDARY TOTALS	340,599	18%	61,308	0.00	0.7300	314.88
					NET PRIMARY PROPERTY TAX	5,184.14
					SECONDARY PROPERTY TAX	314.88
					SPECIAL DISTRICT TAX	
					TOTAL TAX DUE FOR 2018	5,499.02

JURISDICTION	2017 TAXES	2018 TAXES
2000 YAVAPAI COUNTY	1,078.08	1,090.54
2001 SCHOOL EQUALIZATION	285.72	290.66
7028 CAMP VERDE UNIFIED S.D.#28	2,525.32	2,724.90
8150 YAVAPAI COMMUNITY COLLEGE	1,044.78	1,078.04
11900 FIRE DIST. ASSIST. FUND	58.60	61.32
.14900 YAVAPAI CTY. LIBRARY DISTRICT	106.36	105.46
15001 YAVAPAI FLOOD CONTROL DISTRICT	1.52	1.46
30000 VALLEY ACADEMY EDUCATION DIST	29.30	30.64
58150 SECONDARY YAVAPAI COMMUNITY CO	117.28	116.00
TOTALS	5,246.96	5,499.02

STREET ADDRESS: [REDACTED]

LEGAL DESCRIPTION: [REDACTED]

THIS IS THE ONLY NOTICE YOU WILL RECEIVE

ROSS D. JACOBS
 YAVAPAI COUNTY TREASURER
 1015 FAIR STREET
 PRESCOTT, AZ 86305

Go Paperless
NOTICE ONLINE
 AUTHORIZATION CODE
YAV-FVPAKCT

THIS IS A CALENDAR YEAR TAX NOTICE

82124*338**G50**0.67**1/4*****AUTO5-DIGIT 86322
 CAMP VERDE WATER SYSTEM INC
 STANLEY BULLARD
 PO BOX 340
 CAMP VERDE AZ 86322-0340



PAYMENT INSTRUCTIONS

To pay the 1st half, send the 1st half coupon with your payment postmarked no later than November 1, 2018. To pay the 2nd half installment, send the 2nd half coupon with your payment postmarked no later than May 1, 2019. To pay taxes for the full year, send the 1st half coupon with your payment postmarked no later than December 31, 2018 and no interest will be charged for current year.

Make your check payable and mail to:

Ross D. Jacobs
 Yavapai County Treasurer
 1015 Fair Street
 Prescott AZ 86305-1807

PLEASE INCLUDE YOUR
PARCEL NUMBER
 ON YOUR CHECK.

THERE WILL BE A CHARGE FOR EACH RETURNED CHECK
 AND YOUR TAXES WILL REVERT TO AN UNPAID STATUS.

2018 PROPERTY TAX NOTICE

YAVAPAI COUNTY

ARIZONA

PARCEL #	AREA CODE	PRIMARY TAX RATE PER \$100 ASSESSED VALUE	SECONDARY TAX RATE PER \$100 ASSESSED VALUE	IRRIGATION DISTRICT \$ PER ACRE	PRIMARY PROPERTY TAX		
903-82-87301	2873	8.4559	6.5458		28.24		
	VALUE IN DOLLARS	ASSMT %	ASSESSED VALUE	EXEMPTIONS	TAX RATE	TAX	LESS STATE AID TO EDUCATION
LIMITED PRIMARY TOTALS	1,857	18%	334	0.00	8.4559	28.24	0.00
LIMITED SECONDARY TOTALS	1,857	18%	334	0.00	6.5458	12.52	
							NET PRIMARY PROPERTY TAX
							28.24
							SECONDARY PROPERTY TAX
							12.52
							SPECIAL DISTRICT TAX
							TOTAL TAX DUE FOR 2018
							40.76

JURISDICTION	2017 TAXES	2018 TAXES
2000 YAVAPAI COUNTY	5.90	5.94
2001 SCHOOL EQUALIZATION	1.56	1.58
7028 CAMP VERDE UNIFIED S.D.#28	13.80	14.84
8150 YAVAPAI COMMUNITY COLLEGE	5.70	5.88
11202 CAMP VERDE F.D.	10.40	10.86
11900 FIRE DIST. ASSIST. FUND	0.32	0.32
14900 YAVAPAI CTY. LIBRARY DISTRICT	0.58	0.56
15001 YAVAPAI FLOOD CONTROL DISTRICT	0.00	0.00
21259 C.V. SAN DIST. (LEVY)	0.00	0.00
30000 VALLEY ACADEMY EDUCATION DIST	0.16	0.16
58150 SECONDARY-YAVAPAI COMMUNITY CO	0.64	0.62
TOTALS	39.06	40.76

STATUS ADDRESS
 LEGAL DESCRIPTION
 This is the only notice you will receive
 Ross D. Jacobs
 Yavapai County Treasurer
 1015 Fair Street
 Prescott, AZ 86305

Go Paperless
 E-File & E-Pay
 AUTHORIZATION CODE
YAV-FVPAKGET

THIS IS AN ANNUAL YEAR-END TAX NOTICE

82123*338**G50**1.609**4/8*****AUTO5-DIGIT 86322
 CAMP VERDE WATER SYSTEM INC
 STANLEY BULLARD
 PO BOX 340
 CAMP VERDE AZ 86322-0340

PAYMENT INSTRUCTIONS

To pay the 1st half, send the 1st half coupon with your payment postmarked no later than November 1, 2018. To pay the 2nd half instalment, send the 2nd half coupon with your payment postmarked no later than May 1, 2019. To pay taxes for the full year, send the 1st half coupon with your payment postmarked no later than December 31, 2018 and no interest will be charged for current year.

Make your check payable and mail to:

Ross D. Jacobs
 Yavapai County Treasurer
 1015 Fair Street
 Prescott AZ 86305-1807

PLEASE INCLUDE YOUR
PARCEL NUMBER
 ON YOUR CHECK.

THERE WILL BE A CHARGE FOR EACH RETURNED CHECK
 AND YOUR TAXES WILL REVERT TO AN UNPAID STATUS.