

UTILITIES DIVISION
2019-1-14-2019

ANNUAL REPORT

Of

Company Name:
211 N. Florence St., Ste. 107

Mailing Address: Casa Grande AZ
85222

Docket No.: W-03847A
For the Year Ended:

WATER UTILITY

To

Arizona Corporation Commission

Due on April 15th

Email: rdelafuente@azcc.gov, mail or deliver the completed Annual Report to:
Arizona Corporation Commission
Compliance Section - Utilities Division
1200 West Washington Street
Phoenix, Arizona 85007

Application Type:
Application Date:

7-3-19

ARIZONA CORPORATION COMMISSION
WATER UTILITY ANNUAL REPORT
Casa Grande South Water Company
A Class Utility

1. For the Calendar Year Ended: 12/31/18

2. Address:

211 N. florence St. Suite 107					
City:	Casa Grande	State:	Arizona	Zip Code:	85122

3. Telephone Number:

520-836-0267

4. Date of Original Organization of Utility:

Unknown

5. Person to whom correspondence should be addressed concerning this report:

Name:

Bobby Gordon

Telephone No. :

520-560-7831

Address:

211 N Florence St. Suite 107					
City:	Casa Grande	State:	Arizona	Zip Code:	85122

Email:

gordon.bobby@yahoo.com

6. On-Site Manager:

Name:

Bobby Gordon

Telephone No. :

520-836-0267

Address:

211 N. Florence St. Suite 107					
City:	Casa Grande	State:	Arizona	Zip Code:	85122

Email:

gordon.bobby@yahoo.com

7. Ownership:

"C" Corporation

8. Counties Served:

Pinal

Utility Plant in Service (Water)							
Account No.	Description	Beginning Year Original Cost	Current Year Additions	Current Year Retirements	Adjusted Original Cost	Accumulated Depreciation	OCLD (OC less AD)
301	Organization				\$0		\$0
302	Franchises				0		0
303	Land and Land Rights				0		0
304	Structures and Improvements				0		0
305	Collecting & Improving Reservoirs				0		0
306	Lake, River, Canal Intakes				0		0
307	Wells and Springs	0	0	0	0	0	0
308	Infiltration Galleries	0	0	0	0	0	0
309	Supply Mains	0	0	0	0	0	0
310	Power Generation Equipment	0	0	0	0	0	0
311	Pumping Equipment	0	0	0	0	0	0
320	Water Treatment Equipment	0	0	0	0	0	0
320.1	Water Treatment Plants	0	0	0	0	0	0
320.2	Solution Chemical Feeders	0	0	0	0	0	0
320.3	Point-of-Use Treatment Devices	0	0	0	0	0	0
330	Distribution Reservoirs and Standpipes	0	0	0	0	0	0
330.1	Storage Tanks	0	0	0	0	0	0
330.2	Pressure Tanks	0	0	0	0	0	0
331	Transmission and Distribution Mains	32,759	0	0	32,759	22,744	10,015
333	Services	0	0	0	0	0	0
334	Meters and Meter Installations	0	0	0	0	0	0
335	Hydrants	0	0	0	0	0	0
336	Backflow Prevention Devices	0	0	0	0	0	0
339	Other Plant and Misc. Equipment	0	0	0	0	0	0
340	Office Furniture and Equipment	0	0	0	0	0	0
340.1	Computer & Software	505	0	0	505	428	77
341	Transportation Equipment	0	0	0	0	0	0
342	Stores Equipment	0	0	0	0	0	0
343	Tools, Shop and Garage Equipment	0	0	0	0	0	0
344	Laboratory Equipment	0	0	0	0	0	0
345	Power Operated Equipment	0	0	0	0	0	0
346	Communication Equipment	0	0	0	0	0	0
347	Miscellaneous Equipment	0	0	0	0	0	0
348	Other Tangible Plant	0	0	0	0	0	0
	Totals	\$33,264	\$0	\$0	\$33,264	\$23,172	\$10,092

Instructions: Fill out the Grey Cells with the relevant information. Input 0 or none if there is nothing recorded in that account or there is no applicable information to report.

Casa Grande South Water Company
 Annual Report
 Depreciation Expense for the Current Year (Water)
 12/31/18

Depreciation Expense for the Current Year (Water)								
Account No.	Description	Beginning Year Original Cost	Current Year Additions	Current Year Retirements	Adjusted Original Cost	Fully Depreciated/Non-depreciable Plant	Depreciation Percentages	Depreciation Expense
301	Organization	\$0	\$0	\$0	\$0			\$0
302	Franchises	0	0	0	0			0
303	Land and Land Rights	0	0	0	0			0
304	Structures and Improvements	0	0	0	0			0
305	Collecting & Improving Reservoirs	0	0	0	0			0
306	Lake, River, Canal Intakes	0	0	0	0			0
307	Wells and Springs	0	0	0	0			0
308	Infiltration Galleries	0	0	0	0			0
309	Supply Mains	0	0	0	0			0
310	Power Generation Equipment	0	0	0	0			0
311	Pumping Equipment	0	0	0	0			0
320	Water Treatment Equipment	0	0	0	0			0
320.1	Water Treatment Plants	0	0	0	0			0
320.2	Solution Chemical Feeders	0	0	0	0			0
320.3	Point-of-Use Treatment Devices	0	0	0	0			0
330	Distribution Reservoirs and Standpipes	0	0	0	0			0
330.1	Storage Tanks	0	0	0	0			0
330.2	Pressure Tanks	0	0	0	0			0
331	Transmission and Distribution Mains	32,759	0	0	32,759		5.00%	1,638
333	Services	0	0	0	0		0.00%	0
334	Meters and Meter Installations	0	0	0	0		0.00%	0
335	Hydrants	0	0	0	0		0.00%	0
336	Backflow Prevention Devices	0	0	0	0		0.00%	0
339	Other Plant and Misc. Equipment	0	0	0	0		0.00%	0
340	Office Furniture and Equipment	0	0	0	0		0.00%	0
340.1	Computer & Software	505	0	0	505		5.00%	25
341	Transportation Equipment	0	0	0	0		0.00%	0
342	Stores Equipment	0	0	0	0		0.00%	0
343	Tools, Shop and Garage Equipment	0	0	0	0		0.00%	0
344	Laboratory Equipment	0	0	0	0		0.00%	0
345	Power Operated Equipment	0	0	0	0		0.00%	0
346	Communication Equipment	0	0	0	0		0.00%	0
347	Miscellaneous Equipment	0	0	0	0		0.00%	0
348	Other Tangible Plant	0	0	0	0		0.00%	0
	Subtotal	\$33,264	\$0	\$0	\$33,264	\$0		\$1,663

Contribution(s) in Aid of Construction (Gross)
 Less: Non Amortizable Contribution(s)
 Fully Amortized Contribution(s)
 Amortizable Contribution(s)
 Times: Proposed Amortization Rate
 Amortization of CIAC

\$0
 5.00%
 \$0

Less: Amortization of CIAC

DEPRECIATION EXPENSE

Instructions: Fill out the Grey Cells with the relevant information. Input 0 or none if there is nothing recorded in that account or there is no applicable information to report.

Andersen & Sarnowski, P.C.
Certified Public Accountants
550 E. Cottonwood Lane, Suite C
Casa Grande, Arizona 85122


To the Board of Directors
Casa Grande South Water Company
Casa Grande, Arizona 85122

Management is responsible for the accompanying financial statements of Casa Grande South Water Company (a corporation), which comprise the balance sheet assets and balance sheet liabilities and owners' equity as of January 1, 2018 and December 31, 2018 and the related statements of water comparative income for the years ended December 31, 2017 and December 31, 2018 included in the accompanying prescribed form in accordance with accounting principles generally accepted in the United States of America. We have performed the compilation engagement in accordance with Statements on Standards for Accounting and Review Services promulgated by the Accounting and Review Services Committee of the AICPA. We did not audit or review the financial statements nor were we required to perform any procedures to verify the accuracy or completeness of the information provided by management. Accordingly, we do not express an opinion, a conclusion, nor provide any form of assurance on these financial statements in the accompanying prescribed form.

The financial statements included in the accompanying prescribed form are intended to comply with the requirements of the Arizona Corporation Commission and are not intended to be a presentation in accordance with accounting principles generally accepted in the United States of America.

The supplementary information contained in the accompanying prescribed form has been presented for purposes of additional analysis and is not a required part of the basic financial statements. This information is the representation and responsibility of management. The information included on pages 2-4, and 8-17 was not subject to our compilation engagement. We do not express an opinion, a conclusion, nor provide any assurance on it.

We are not independent with respect to Casa Grande South Water Company.


Andersen & Sarnowski, P.C.

June 13, 2019

Casa Grande South Water Company
 Annual Report
 Balance Sheet Assets
 12/31/18

Balance Sheet Assets				
	Assets		Balance at Beginning of Year (2018)	Balance at End of Year (2018)
Account No.	Current and Accrued Assets			
131	Cash		\$927	\$1,030
134	Working Funds			
135	Temporary Cash Investments			
141	Customer Accounts Receivable		6,284	4,812
146	Notes Receivable from Associated Companies			
151	Plant Material and Supplies			
162	Prepayments		800	800
174	Miscellaneous Current and Accrued Assets		1,749	2,762
	Total Current and Accrued Assets		\$9,760	\$9,404
Account No.	Fixed Assets			
101	Utility Plant in Service*		\$33,264	\$33,264
103	Property Held for Future Use			
105	Construction Work in Progress			
108	Accumulated Depreciation (enter as negative)*		(21,509)	(23,172)
121	Non-Utility Property			
122	Accumulated Depreciation - Non Utility			
	Total Fixed Assets		\$11,755	\$10,092
	Total Assets		\$21,515	\$19,496

Instructions: Fill out the Grey Cells with the relevant information. Input 0 or none if there is nothing recorded in that account or there is no applicable information to report.

*Note these items feed automatically from AR3 UPIS Page 3

Casa Grande South Water Company
 Annual Report
 Balance Sheet Liabilities and Owners Equity

Balance Sheet Liabilities and Owners Equity				
	Liabilities		Balance at Beginning of Year (2018)	Balance at End of Year (2018)
Account No.	Current Liabilities			
231	Accounts Payable		\$560	\$234
232	Notes Payable (Current Portion)			
234	Notes Payable to Associated Companies		14,639	15,839
235	Customer Deposits		240	240
236	Accrued Taxes		2,325	3,883
237	Accrued Interest			
242	Miscellaneous Current and Accrued Liabilities			
	Total Current Liabilities		\$17,764	\$20,196
	Long Term Debt			
224	Long Term Debt (Notes and Bonds)		\$0	\$0
	Deferred Credits			
251	Unamortized Premium on Debt			
252	Advances in Aid of Construction			
255	Accumulated Deferred Investment Tax Credits			
271	Contributions in Aid of Construction			
272	Less: Amortization of Contributions			
281	Accumulated Deferred Income Tax		0	
	Total Deferred Credits		\$0	\$0
	Total Liabilites		\$17,764	\$20,196
	Capital Accounts			
201	Common Stock Issued		\$100	\$100
211	Other Paid-In Capital		100	100
215	Retained Earnings		3,551	(900)
218	Proprietary Capital (Sole Props and Partnerships)			
	Total Capital		\$3,751	(\$700)
	Total Liabilities and Capital		\$21,515	\$19,496

Instructions: Fill out the Grey Cells with the relevant information. Input 0 or none if there is nothing recorded in that account or there is no applicable information to report.

Note: Total liabilities and Capital must match total assets for the beginning and end of the year!

Casa Grande South Water Company
Annual Report
Water Comparative Income Statement
12/31/18

Water Comparative Income Statement			
Account No.	Calendar Year	Current Year 01/01/2018 - 12/31/2018	Last Year 01/01/2017 - 12/31/2017
	Operating Revenue		
461	Metered Water Revenue	\$59,228	\$69,185
460	Unmetered Water Revenue	0	0
462	Fire Protection Revenue	0	0
469	Guaranteed Revenues (Surcharges)	0	0
471	Miscellaneous Service Revenues	0	0
474	Other Water Revenue	0	(80)
	Total Revenues	\$59,228	\$69,105
	Operating Expenses		
601	Salaries and Wages	\$0	\$0
604	Employee Pensions and Benefits	0	0
610	Purchased Water	35,467	28,139
615	Purchased Power	0	0
618	Chemicals	0	0
620	Materials and Supplies	0	0
620.1	Repairs and Maintenance	590	8,023
620.2	Office Supplies and Expense	1,401	1,200
630	Contractual Services	12,000	11,004
631	Contractual Services -Engineering	0	0
632	Contractual Services - Accounting	3,465	3,397
633	Contractual Services - Legal	0	0
634	Contractual Services - Management Fees	0	0
635	Contractual Services - Water Testing	985	465
636	Contractual Services - Other	0	0
640	Rents	0	0
641	Rental of Building/Real Property	2,148	2,148
642	Rental of Equipment	0	0
650	Transportation Expenses	0	0
657	Insurance - General Liability	0	957
657.1	Insurance - Health and Life	0	0
665	Regulatory Commission Expense - Rate	0	0
670	Bad Debt Expense	0	0
675	Miscellaneous Expense	33	2,180
403	Depreciation Expense (From Schedule AR4)	1,663	1,663
408	Taxes Other Than Income	4,330	4,359
408.11	Property Taxes	2,592	2,463
409	Income Taxes	(963)	50
427.1	Customer Security Deposit Interest	0	0
	Total Operating Expenses	\$63,711	\$66,048
	Operating Income / (Loss)	(\$4,483)	\$3,057
	Other Income / (Expense)		
419	Interest and Dividend Income	0	\$0
421	Non-Utility Income	32	33
426	Miscellaneous Non-Utility (Expense)	0	(1,000)
427	Interest (Expense)	0	(195)
	Total Other Income / (Expense)	\$32	(\$1,162)
	Net Income / (Loss)	(\$4,451)	\$1,895

Instructions: Fill out the Grey Cells with the relevant information. Input 0 or none if there is nothing recorded in that account or there is no applicable information to report.

Full time equivalent employees

	Direct Company	Outside service	Total
President			0.0
Vice-president			0.0
Manager			0.0
Engineering Staff			0.0
System Operator(s)	0.2	0.2	0.4
Meter reader			0.0
Customer Service			0.0
Accounting			0.0
Business Office			0.0
Rates Department			0.0
Administrative Staff			0.0
Other			0.0
Total	0.2	0.2	0.4

Instructions: Fill out the Grey Cells with the relevant information. Input 0 or none if there is nothing recorded in that account or there is no applicable information to report. A full-time employee is based on 2080 total hours per year. Please calculate partial employees using 2080 hours.

Casa Grande South Water Company
 Annual Report
 Supplemental Financial Data (Long-Term Debt)
 12/31/18

Supplemental Financial Data (Long-Term Debt)				
	Loan #1	Loan #2	Loan #3	Loan #4
Date Issued	N/A	N/A	N/A	N/A
Source of Loan				
ACC Decision No.				
Reason for Loan				
Dollar Amt. Issued				
Amount Outstanding				
Date of Maturity				
Interest Rate				
Current Year Interest				
Current Year Principal				

Meter Deposit Balance at Test Year End:	\$240
---	-------

Meter Deposits Refunded During the Test Year:	\$0
---	-----

List all bonds, notes, loans, and other types of indebtedness in which the proceeds were used in the provision of public utility service. Indebtedness incurred for personal uses by the owner of the utility should not be listed. Input 0 or none if there is nothing to report for that cell.

Well and Water Usage									
Name of the System:									
ADEQ Public Water System Number:									
ADWR PCC Number:									
Well registry 55# (55-XXXXXX):	Pump Horsepower	Pump Yield (gpm)	Casing Depth (feet)	Casing Diameter (inches)	Pump Motor Type **	Year Drilled	Meter Size (inches)	How measured:	Active
N/A	N/A	N/A	N/A	N/A	N/A	N/A	N/A		

Name of system water delivered to: _____
 ADWR PCC Number: _____
 Source of water delivered to another system: _____

Name of system water received from: _____
 ADWR PCC Number: _____
 Source of water received: _____
 Well registry 55# (55-XXXXXX): _____

Month	Water withdrawn (acre ft) ¹	Water sold (acre ft) ²	Water delivered (sold) to other systems (acre ft) ³	Water received (purchased) from other systems (acre ft) ⁴	Estimated authorized use (acre ft) ⁵	Purchased Power Expense ⁶	Purchased Power (kWh) ⁷
January				495,000			
February				486,000			
March				546,000			
April				885,000			
May				1,224,000			
June				1,312,000			
July				1,319,000			
August				1,350,000			
September				1,232,000			
October				1,233,000			
November				685,000			
December				579,000			
Totals	0	0	0	11,346,000	0	\$0	0

If applicable, in the space below please provide a description for all un-metered water use along with amounts:
 Water received (purchased) is in gallons. Water is purchased from Arizona Water Company in Casa Grande, Arizona. Total gallons is 11,346,000. At 326,000 gallons per acre foot. The total acre feet purchase is (11,346,000 / 326,000) 34.803 acre feet.

Instructions: Fill out the Grey Cells with the relevant information. Input 0 or none if there is nothing recorded in that account or there is no applicable information to report.

- 1 Water withdrawn - Total acre feet of water withdrawn from pumped sources.
- 2 Water sold - Total acre feet from customer meters, and other sales such as construction water.
- 3 Water delivered (sold) to other systems - Total acre feet of water delivered to other systems.
- 4 Water received (purchased) from other systems - Total acre feet of water purchased/received from other systems.
- 5 Estimated authorized use - Total estimated acre feet from authorized metered or unmetered use. Authorized uses such as flushing (mains, services and hydrants) draining/cleaning tanks, process, construction, fire fighting, etc. Non-authorized use (real losses) are service line breaks and leaks, water main breaks, meter inaccuracies and theft.
- 6 Enter the total purchased power costs for the power meters associated with this system.
- 7 Enter the total purchased kWh used by the power meters associated with this system.

Water Utility Plant Description

Name of the System:	0	
ADEQ Public Water System Number:		
ADWR PCC Number:		

MAINS		
Sizes (inches)	Material	Length (feet)
2.00	PVC	1,320
3.00	PVC	2,000
4.00	PVC	4,200
5.00	NA	0
6.00	Transite	19,800
8.00	NA	0
10.00	NA	0
12.00	NA	0

CUSTOMER METERS	
Size (inches)	Quantity
5/8 X 3/4	0
0.75	64
1	2
1.5	2
Compound 2	1
Turbine 2	1
Compound 3	0
Turbine 3	0
Compound 4	0
Turbine 5	0
Compound 6	0
Turbine 6	0
8	0

SERVICE LINES	
Material	Percent of system
NA	

BOOSTER PUMPS		
Horsepower	GPM	Quantity
N/A	N/A	0

FIRE HYDRANTS	
Type	Quantity
Standard *	N/A
Other	

STORAGE TANKS		
Capacity (gallons)	Material	Quantity
N/A	N/A	0

PRESSURE/BLADDER TANKS		
Capacity (gallons)	Material	Quantity
N/A	N/A	0

Instructions: Fill out the Grey Cells with the relevant information. Input 0 or none if there is nothing recorded in that account or there is no applicable information to report. Copy and paste this sheet as many times as is necessary.

* A standard fire hydrant has two 2.5 inch hose connection nozzles with 7.5 threads per inch, and one 4.5 inch pumper connection nozzle with 4 threads per inch.

Water Utility Plant Description (Continued)
--

For the following three items, list the utility owned assets in each category for each system.

TREATMENT EQUIPMENT:	N/A
-----------------------------	-----

STRUCTURES:	N/A
--------------------	-----

OTHER:	Backflow Assembly 6".
---------------	-----------------------

Customer and Other Information	
Name of the System:	0
ADEQ Public Water System Number:	11-024
ADWR PCC Number:	56-001347.0000

Month	Number of Customers				
	Single-Family	Multi-Family	Commercial	Turf/Irrigation	Other Non-Residential
January	59	0	6	0	0
February	59	0	6	0	0
March	59	0	6	0	0
April	59	0	6	0	0
May	61	0	6	0	0
June	60	0	6	0	0
July	61	0	6	0	0
August	61	0	6	0	0
September	61	0	6	0	0
October	61	0	6	0	0
November	61	0	6	0	0
December	63	0	6	0	0

If the system has fire hydrants, what is the fire flow requirements? GPM for hrs.

Does the system have chlorination treatment?

Does the Company have an ADWR Gallons Per Capita Per Day (GCPCPD) requirement?
 If yes, provide the GPCPD amount:

Is the Water Utility located in an ADWR Active Management Area (AMA)?
 If yes, which AMA?

Instructions: Fill out the Grey Cells with the relevant information. Input 0 or none if there is nothing recorded in that account or there is no applicable information to report. Copy and paste this sheet as many times as is necessary.

Property Taxes

Amount of actual property taxes paid during Calendar Year 2018 was

\$1,296

If no property taxes paid, explain why.

First half of 2018 paid in November 2018. The Second half of 2018 was due May 1st, 2019.

Instructions: Fill out the Grey Cells with the relevant information. Input 0 or none if there is nothing recorded in that account or there is no applicable information to report.

Verification and Sworn Statement (Taxes)

Verification: State of Arizona I, the undersigned of the
(state name)

County of (county name): Pinal
Name (owner or official) title: Bobby Gordon, Manager
Company name: Casa Grande South Water Company

DO SAY THAT THIS ANNUAL UTILITY PROPERTY TAX AND SALES TAX REPORT TO THE ARIZONA CORPORATION COMMISSION.

FOR THE YEAR ENDING: 12/31/18

HAS BEEN PREPARED UNDER MY DIRECTION, FROM THE ORIGINAL BOOKS, PAPERS AND RECORDS OF SAID UTILITY; THAT I HAVE CAREFULLY EXAMINED THE SAME, AND DECLARE THE SAME TO BE A COMPLETE AND CORRECT STATEMENT OF BUSINESS AND AFFAIRS OF SAID UTILITY FOR THE PERIOD COVERED BY THIS REPORT IN RESPECT TO EACH AND EVERY MATTER AND THING SET FORTH, TO THE BEST OF MY KNOWLEDGE, INFORMATION AND BELIEF.

Sworn Statement: I HEREBY ATTEST THAT ALL PROPERTY TAXES FOR SAID COMPANY ARE CURRENT AND PAID IN FULL.

I HEREBY ATTEST THAT ALL SALES TAXES FOR SAID COMPANY ARE CURRENT AND PAID IN FULL.

Bobby David Gordon
signature of owner/official

520-836-0267
telephone no.

UTILITY DIVISION
2019 JUL -1 A 11:05

SUBSCRIBED AND SWORN TO BEFORE ME A NOTARY PUBLIC
IN AND FOR THE COUNTY

THIS 26 DAY OF JUNE 2019
(month) and (year)

MY COMMISSION EXPIRES 01/03/2023
(date)

BERNIE JANE FRAZIER
NOTARY PUBLIC - ARIZONA
PINAL COUNTY
COMMISSION #556842
COMMISSION EXPIRES
JANUARY 03, 2023

Bernie Jane Frazier
(signature of notary public)

Verification and Sworn Statement

Verification:

State of Arizona I, the undersigned of the
(state name)
County of (county name): Pinal
Name (owner or official) title: Bobby Gordon, Manager
Company name: Casa Grande South Water Company

DO SAY THAT THIS ANNUAL UTILITY PROPERTY TAX AND SALES TAX REPORT TO THE ARIZONA CORPORATION COMMISSION.

FOR THE YEAR ENDING: 12/31/18

HAS BEEN PREPARED UNDER MY DIRECTION, FROM THE ORIGINAL BOOKS, PAPERS AND RECORDS OF SAID UTILITY; THAT I HAVE CAREFULLY EXAMINED THE SAME, AND DECLARE THE SAME TO BE A COMPLETE AND CORRECT STATEMENT OF BUSINESS AND AFFAIRS OF SAID UTILITY FOR THE PERIOD COVERED BY THIS REPORT IN RESPECT TO EACH AND EVERY MATTER AND THING SET FORTH, TO THE BEST OF MY KNOWLEDGE, INFORMATION AND BELIEF.

Sworn Statement: IN ACCORDANCE WITH THE REQUIREMENTS OF TITLE 40, ARTICLE 8, SECTION 40-401, ARIZONA REVISED STATUTES, IT IS HEREIN REPORTED THAT THE GROSS OPERATING REVENUE OF SAID UTILITY DERIVED FROM ARIZONA INTRASTATE UTILITY OPERATIONS DURING THE CALENDAR YEAR WAS:

Arizona Intrastate Gross Operating Revenues Only (\$)

\$59,228

(The amount in the box above includes

\$4,330 in sales taxes billed or collected)

RECEIVED
UTILITIES DIVISION
2019 JUL -1 A 11:05
ARIZONA CORPORATION COMMISSION

Bobby David Gordon
signature of owner/official

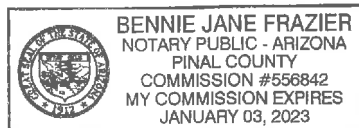
520-836-0267
telephone no.

SUBSCRIBED AND SWORN TO BEFORE ME A NOTARY PUBLIC
IN AND FOR THE COUNTY

PINAL
(county name)

THIS 26 DAY OF JUNE 2019
(month) and (year)

MY COMMISSION EXPIRES 01/03/2023
(date)



Bennie Jane Frazier
(signature of notary public)

Verification and Sworn Statement (Residential Revenue)

Verification:

State of Arizona I, the undersigned of the
(state name)

County of (county name): Pinal
Name (owner or official) title: Bobby Gordon, Manager
Company name: Casa Grande South Water Company

DO SAY THAT THIS ANNUAL UTILITY PROPERTY TAX AND SALES TAX REPORT TO THE ARIZONA CORPORATION COMMISSION.

FOR THE YEAR ENDING: 12/31/18

HAS BEEN PREPARED UNDER MY DIRECTION, FROM THE ORIGINAL BOOKS, PAPERS AND RECORDS OF SAID UTILITY; THAT I HAVE CAREFULLY EXAMINED THE SAME, AND DECLARE THE SAME TO BE A COMPLETE AND CORRECT STATEMENT OF BUSINESS AND AFFAIRS OF SAID UTILITY FOR THE PERIOD COVERED BY THIS REPORT IN RESPECT TO EACH AND EVERY MATTER AND THING SET FORTH, TO THE BEST OF MY KNOWLEDGE, INFORMATION AND BELIEF.

Sworn Statement: IN ACCORDANCE WITH THE REQUIREMENTS OF TITLE 40, ARTICLE 8, SECTION 40-401, ARIZONA REVISED STATUTES, IT IS HEREIN REPORTED THAT THE GROSS OPERATING REVENUE OF SAID UTILITY DERIVED FROM ARIZONA INTRASTATE UTILITY OPERATIONS RECEIVED FROM RESIDENTIAL CUSTOMERS DURING THE CALENDAR YEAR WAS:

Arizona Intrastate Gross Operating Revenues Only (\$)

\$59,228
(The amount in the box above includes
\$4,330 in sales taxes
billed or collected)

RECEIVED
STATISTICS DIVISION
2019 JUL -1 A 11:04
COUNTY CLERK
PINAL COUNTY

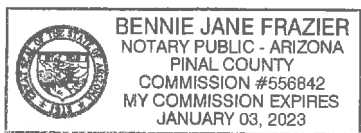
Bobby David Gordon
signature of owner/official

520-836-0267
telephone no.

SUBSCRIBED AND SWORN TO BEFORE ME A NOTARY PUBLIC
IN AND FOR THE COUNTY PINAL
(county name)

THIS 26 DAY OF JUNE 2019
(month) and (year)

MY COMMISSION EXPIRES 01/03/2023
(date)



Bennie Jane Frazier
(signature of notary public)