

RECEIVED
UTILITIES DIVISION
2019 APR 17 A 8:23

ANNUAL REPORT

Of

Company Name: Cedar Grove Water, Inc.
PO Box 364 *245*

Mailing Address: *Taylor*
~~Overgaard~~ AZ
~~85933~~ *85939*

Docket No.: W-20541A
For the Year Ended: 12/31/18

WATER UTILITY

To

Arizona Corporation Commission

Due on April 15th

Email: rdelafuente@azcc.gov, mail or deliver the completed Annual Report to:
Arizona Corporation Commission
Compliance Section - Utilities Division
1200 West Washington Street
Phoenix, Arizona 85007

Application Type: Original Filing
Application Date: 4/12/2019

4-22-19

ARIZONA CORPORATION COMMISSION
WATER UTILITY ANNUAL REPORT
Cedar Grove Water, Inc.
A Class E Utility

1. For the Calendar Year Ended:

2. Address:
City: State: Zip Code:

3. Telephone Number:

4. Date of Original Organization of Utility:

5. Person to whom correspondence should be addressed concerning this report:

Name:
Telephone No. :
Address:
City: State: Zip Code:
Email:

6. On-Site Manager:

Name:
Telephone No. :
Address:
City: State: Zip Code:
Email:

7. Ownership:

8. Counties Served:

Utility Plant in Service (Water)

Account No.	Description	Beginning Year Original Cost	Current Year Additions	Current Year Retirements	Adjusted Original Cost	Accumulated Depreciation	OCLD (OC less AD)
301	Organization	\$1,000	\$0	\$0	\$1,000	\$0	\$1,000
302	Franchises	500	0	0	500	0	500
303	Land and Land Rights	1,000	0	0	1,000	0	1,000
304	Structures and Improvements	8,770	0	0	8,770	8,414	356
305	Collecting & Improving Reservoirs	0	0	0	0	0	0
306	Lake, River, Canal Intakes	0	0	0	0	0	0
307	Wells and Springs	19,955	0	0	19,955	19,955	0
308	Infiltration Galleries	0	0	0	0	0	0
309	Supply Mains	0	0	0	0	0	0
310	Power Generation Equipment	0	0	0	0	0	0
311	Pumping Equipment	36,653	0	0	36,653	36,653	0
320	Water Treatment Equipment	0	0	0	0	0	0
320.1	Water Treatment Plants	0	0	0	0	0	0
320.2	Solution Chemical Feeders	0	0	0	0	0	0
320.3	Point-of-Use Treatment Devices	0	0	0	0	0	0
330	Distribution Reservoirs and Standpipes	0	0	0	0	0	0
330.1	Storage Tanks	95,597	0	0	95,597	31,740	63,857
330.2	Pressure Tanks	0	0	0	0	0	0
331	Transmission and Distribution Mains	611,894	0	0	611,894	219,947	391,947
333	Services	40,956	4,520	0	45,476	20,009	25,467
334	Meters and Meter Installations	26,335	1,264	0	27,599	25,068	2,531
335	Hydrants	0	0	0	0	0	0
336	Backflow Prevention Devices	0	0	0	0	0	0
339	Other Plant and Misc. Equipment	0	0	0	0	0	0
340	Office Furniture and Equipment	0	0	0	0	0	0
340.1	Computer & Software	0	0	0	0	0	0
341	Transportation Equipment	0	0	0	0	0	0
342	Stores Equipment	0	0	0	0	0	0
343	Tools, Shop and Garage Equipment	0	0	0	0	0	0
344	Laboratory Equipment	0	0	0	0	0	0
345	Power Operated Equipment	0	0	0	0	0	0
346	Communication Equipment	0	0	0	0	0	0
347	Miscellaneous Equipment	0	0	0	0	0	0
348	Other Tangible Plant	0	0	0	0	0	0
	Totals	\$842,660	\$5,784	\$0	\$848,444	\$361,786	\$486,658

Instructions: Fill out the Grey Cells with the relevant information. Input 0 or none if there is nothing recorded in that account or there is no applicable information to report.

Cedar Grove Water, Inc.
Annual Report
Depreciation Expense for the Current Year (Water)
12/31/18

Depreciation Expense for the Current Year (Water)								
Account No.	Description	Beginning Year Original Cost	Current Year Additions	Current Year Retirements	Adjusted Original Cost	Fully Depreciated/Non-depreciable Plant	Depreciation Percentages	Depreciation Expense
301	Organization	\$1,000	\$0	\$0	\$1,000	\$1,000	0.00%	\$0
302	Franchises	500	0	0	500	500	0.00%	0
303	Land and Land Rights	1,000	0	0	1,000	1,000	0.00%	0
304	Structures and Improvements	8,770	0	0	8,770	0	3.33%	292
305	Collecting & Improving Reservoirs	0	0	0	0	0	0.00%	0
306	Lake, River, Canal Intakes	0	0	0	0	0	0.00%	0
307	Wells and Springs	19,955	0	0	19,955	19,955	3.33%	0
308	Infiltration Galleries	0	0	0	0	0	0.00%	0
309	Supply Mains	0	0	0	0	0	0.00%	0
310	Power Generation Equipment	0	0	0	0	0	0.00%	0
311	Pumping Equipment	36,653	0	0	36,653	0	12.50%	4,582
320	Water Treatment Equipment	0	0	0	0	0	0.00%	0
320.1	Water Treatment Plants	0	0	0	0	0	0.00%	0
320.2	Solution Chemical Feeders	0	0	0	0	0	0.00%	0
320.3	Point-of-Use Treatment Devices	0	0	0	0	0	0.00%	0
330	Distribution Reservoirs and Standpipes	0	0	0	0	0	0.00%	0
330.1	Storage Tanks	95,597	0	0	95,597	0	2.22%	2,122
330.2	Pressure Tanks	0	0	0	0	0	0.00%	0
331	Transmission and Distribution Mains	611,894	0	0	611,894	0	2.00%	12,238
333	Services	40,956	4,520	0	45,476	0	3.33%	1,439
334	Meters and Meter Installations	26,335	1,264	0	27,599	0	8.33%	2,246
335	Hydrants	0	0	0	0	0	0.00%	0
336	Backflow Prevention Devices	0	0	0	0	0	0.00%	0
339	Other Plant and Misc. Equipment	0	0	0	0	0	0.00%	0
340	Office Furniture and Equipment	0	0	0	0	0	0.00%	0
340.1	Computer & Software	0	0	0	0	0	0.00%	0
341	Transportation Equipment	0	0	0	0	0	0.00%	0
342	Stores Equipment	0	0	0	0	0	0.00%	0
343	Tools, Shop and Garage Equipment	0	0	0	0	0	0.00%	0
344	Laboratory Equipment	0	0	0	0	0	0.00%	0
345	Power Operated Equipment	0	0	0	0	0	0.00%	0
346	Communication Equipment	0	0	0	0	0	0.00%	0
347	Miscellaneous Equipment	0	0	0	0	0	0.00%	0
348	Other Tangible Plant	0	0	0	0	0	0.00%	0
	Subtotal	\$842,660	\$5,784	\$0	\$848,444	\$22,455		\$22,919

Contribution(s) in Aid of Construction (Gross)	\$193,681
Less: Non Amortizable Contribution(s)	0
Fully Amortized Contribution(s)	33,941
Amortizable Contribution(s)	<u>\$159,740</u>
Times: Proposed Amortization Rate	2.77%
Amortization of CIAC	\$4,432

Less: Amortization of CIAC

DEPRECIATION EXPENSE

Instructions: Fill out the Grey Cells with the relevant information. Input 0 or none if there is nothing recorded in that account or there is no applicable information to report.

Cedar Grove Water, Inc.
 Annual Report
 Balance Sheet Assets
 12/31/18

Balance Sheet Assets				
	Assets		Balance at Beginning of Year (2018)	Balance at End of Year (2018)
Account No.	Current and Accrued Assets			
131	Cash		(\$168,098)	(\$145,494)
134	Working Funds		0	0
135	Temporary Cash Investments		0	0
141	Customer Accounts Receivable		11,387	15,634
146	Notes Receivable from Associated Companies		0	0
151	Plant Material and Supplies		0	0
162	Prepayments		0	0
174	Miscellaneous Current and Accrued Assets		0	0
	Total Current and Accrued Assets		(\$156,711)	(\$129,860)
Account No.	Fixed Assets			
101	Utility Plant in Service*		\$842,660	\$848,444
103	Property Held for Future Use		0	0
105	Construction Work in Progress		0	0
108	Accumulated Depreciation (enter as negative)*		(339,052)	(361,786)
121	Non-Utility Property		0	0
122	Accumulated Depreciation - Non Utility		0	0
	Total Fixed Assets		\$503,608	\$486,658
	Total Assets		\$346,897	\$356,798

Instructions: Fill out the Grey Cells with the relevant information. Input 0 or none if there is nothing recorded in that account or there is no applicable information to report.

*Note these items feed automatically from AR3 UPIS Page 3

Cedar Grove Water, Inc.
 Annual Report
 Balance Sheet Liabilities and Owners Equity

Balance Sheet Liabilities and Owners Equity				
	Liabilities		Balance at Beginning of Year (2018)	Balance at End of Year (2018)
Account No.	Current Liabilities			
231	Accounts Payable		\$0	\$0
232	Notes Payable (Current Portion)		9,568	8,137
234	Notes Payable to Associated Companies		0	0
235	Customer Deposits		2,700	2,700
236	Accrued Taxes		0	0
237	Accrued Interest		2,271	2,433
242	Miscellaneous Current and Accrued Liabilities		0	0
	Total Current Liabilities		\$14,539	\$13,270
	Long Term Debt			
224	Long Term Debt (Notes and Bonds)		\$23,764	\$23,764
	Deferred Credits			
251	Unamortized Premium on Debt		\$0	\$0
252	Advances in Aid of Construction		398,587	388,949
255	Accumulated Deferred Investment Tax Credits		0	0
271	Contributions in Aid of Construction		184,042	193,681
272	Less: Amortization of Contributions		(33,941)	(38,373)
281	Accumulated Deferred Income Tax		0	0
	Total Deferred Credits		\$548,688	\$544,257
	Total Liabilities		\$586,991	\$581,291
	Capital Accounts			
201	Common Stock Issued		\$0	\$0
211	Other Paid-In Capital		0	0
215	Retained Earnings		(240,094)	(224,493)
218	Proprietary Capital (Sole Props and Partnerships)		0	0
	Total Capital		(\$240,094)	(\$224,493)
	Total Liabilities and Capital		\$346,897	\$356,798

Instructions: Fill out the Grey Cells with the relevant information. Input 0 or none if there is nothing recorded in that account or there is no applicable information to report.

Note: Total liabilities and Capital must match total assets for the beginning and end of the year!

Cedar Grove Water, Inc.
Annual Report
Water Comparative Income Statement
12/31/18

Water Comparative Income Statement			
Account No.	Calendar Year	Current Year 01/01/2018 - 12/31/2018	Last Year 01/01/2017 - 12/31/2017
	Operating Revenue		
461	Metered Water Revenue	\$237,784	\$227,814
460	Unmetered Water Revenue	0	0
462	Fire Protection Revenue	0	0
469	Guaranteed Revenues (Surcharges)	0	0
471	Miscellaneous Service Revenues	0	0
474	Other Water Revenue	1,093	2,148
	Total Revenues	\$238,877	\$229,962
	Operating Expenses		
601	Salaries and Wages	\$77,839	\$140,064
604	Employee Pensions and Benefits	64	81
610	Purchased Water	0	0
615	Purchased Power	18,356	16,395
618	Chemicals	20	18
620	Materials and Supplies	1,041	1,519
620.1	Repairs and Maintenance	13,058	2,320
620.2	Office Supplies and Expense	5,079	5,057
630	Contractual Services	15,522	15,690
631	Contractual Services -Engineering	0	900
632	Contractual Services - Accounting	8,125	6,548
633	Contractual Services - Legal	1,082	4,401
634	Contractual Services - Management Fees	0	2,115
635	Contractual Services - Water Testing	1,799	1,887
636	Contractual Services - Other	220	390
640	Rents	0	0
641	Rental of Building/Real Property	5,088	5,088
642	Rental of Equipment	9,890	10,581
650	Transportation Expenses	11,849	12,311
657	Insurance - General Liability	6,213	5,135
657.1	Insurance - Health and Life	3,849	3,629
665	Regulatory Commission Expense - Rate	4,791	5,812
670	Bad Debt Expense	0	0
675	Miscellaneous Expense	33	74
403	Depreciation Expense (From Schedule AR4)	18,487	17,676
408	Taxes Other Than Income	13,105	13,084
408.11	Property Taxes	7,768	7,556
409	Income Taxes	0	0
427.1	Customer Security Deposit Interest	0	471
	Total Operating Expenses	\$223,278	\$278,802
	Operating Income / (Loss)	\$15,599	(\$48,840)
	Other Income / (Expense)		
419	Interest and Dividend Income	\$2	\$1
421	Non-Utility Income	0	0
426	Miscellaneous Non-Utility (Expense)	0	0
427	Interest (Expense)	0	0
	Total Other Income / (Expense)	\$2	\$1
	Net Income / (Loss)	\$15,601	(\$48,839)

Instructions: Fill out the Grey Cells with the relevant information. Input 0 or none if there is nothing recorded in that account or there is no applicable information to report.

Cedar Grove Water, Inc.
 Annual Report
 Supplemental Financial Data (Long-Term Debt)
 12/31/18

Supplemental Financial Data (Long-Term Debt)				
	Loan #1	Loan #2	Loan #3	Loan #4
Date Issued	1/0/1900	N/A	N/A	N/A
Source of Loan	WIFA	0	0	0
ACC Decision No.	63673	0	0	0
Reason for Loan	Construction	0	0	0
Dollar Amt. Issued	\$119,941	\$0	\$0	\$0
Amount Outstanding	\$23,764	\$0	\$0	\$0
Date of Maturity	9/1/2021	N/A	N/A	N/A
Interest Rate	5.08%	0.00%	0.00%	0.00%
Current Year Interest	\$1,431	\$0	\$0	\$0
Current Year Principal	\$8,137	\$0	\$0	\$0

Meter Deposit Balance at Test Year End:	\$894
---	-------

Meter Deposits Refunded During the Test Year:	\$0
---	-----

List all bonds, notes, loans, and other types of indebtedness in which the proceeds were used in the provision of public utility service. Indebtedness incurred for personal uses by the owner of the utility should not be listed. Input 0 or none if there is nothing to report for that cell.

Well and Water Usage									
Name of the System:		CEDAR GROVE WATER CO							
ADEQ Public Water System Number:		AZ0401049							
ADWR PCC Number:		91-000018.0000							
Well registry 55# (55-XXXXXX)	Pump Horsepower	Pump Yield (gpm)	Casing Depth (feet)	Casing Diameter (inches)	Pump Motor Type **	Year Drilled	Meter Size (inches)	How measured:	Active
55-550075	5	32	440	6 & 5	Submersible	1985	1	Metered	Yes
55-504679	5	32	400	6	Submersible	1983	2	Metered	Yes
55-087623	5	12	860	6	Submersible	1981	1	Metered	Yes
55-566375	7.5	0	544	6	Submersible	1998	2	Metered	No
55-808434	5	32	Unknown	6 & 5	Submersible	Unknown	1	Metered	Yes
None	0	0	0	0	None	0	0		
None	0	0	0	0	None	0	0		
None	0	0	0	0	None	0	0		
None	0	0	0	0	None	0	0		
None	0	0	0	0	None	0	0		
None	0	0	0	0	None	0	0		
None	0	0	0	0	None	0	0		
None	0	0	0	0	None	0	0		
None	0	0	0	0	None	0	0		
None	0	0	0	0	None	0	0		
None	0	0	0	0	None	0	0		
None	0	0	0	0	None	0	0		
None	0	0	0	0	None	0	0		
None	0	0	0	0	None	0	0		

Name of system water delivered to:	LORD AZ WATER
ADWR PCC Number:	91-000023.0000
Source of water delivered to another system	Ground Water

Name of system water received from:	
ADWR PCC Number:	
Source of water received	
Well registry 55# (55-XXXXXX):	

Month	Water withdrawn (acre ft) ¹	Water sold (acre ft) ²	Water delivered (sold) to other systems (acre ft) ³	Water received (purchased) from other systems (acre ft) ⁴	Estimated authorized use (acre ft) ⁵	Purchased Power Expense ⁶	Purchased Power (kWh) ⁷
January	4	3	0	0	0	\$1,407	11,713
February	3	3	0	0	0	1,262	10,298
March	4	4	0	0	0	1,300	10,680
April	4	4	0	0	0	1,443	12,145
May	5	5	0	0	0	1,683	14,649
June	8	8	0	0	0	1,802	19,548
July	7	7	0	0	0	1,577	13,564
August	5	5	0	0	0	1,467	12,530
September	5	5	0	0	0	1,441	12,262
October	9	8	0	0	0	1,249	10,274
November	4	4	0	0	0	1,188	9,917
December	3	3	0	0	0	1,187	9,909
Totals	62	57	0	0	0	\$17,005	147,489

If applicable, in the space below please provide a description for all un-metered water use along with amounts:
 N/A

Instructions: Fill out the Grey Cells with the relevant information. Input 0 or none if there is nothing recorded in that account or there is no applicable information to report.

- 1 Water withdrawn - Total acre feet of water withdrawn from pumped sources.
- 2 Water sold - Total acre feet from customer meters, and other sales such as construction water.
- 3 Water delivered (sold) to other systems - Total acre feet of water delivered to other systems.
- 4 Water received (purchased) from other systems - Total acre feet of water purchased/received from other systems.
- 5 Estimated authorized use - Total estimated acre feet from authorized metered or unmetered use. Authorized uses such as flushing (mains, services and hydrants) draining/cleaning tanks, process, construction, fire fighting, etc. Non-authorized use (real losses) are service line breaks and leaks, water main breaks, meter inaccuracies and theft.
- 6 Enter the total purchased power costs for the power meters associated with this system.
- 7 Enter the total purchased kWh used by the power meters associated with this system.

Water Utility Plant Description

Name of the System:	CEDAR GROVE WATER CO	
ADEQ Public Water System Number:	AZ0401049	
ADWR PCC Number:	91-000018.0000	

MAINS		
Sizes (inches)	Material	Length (feet)
2.00	PVC	2,760
6.00	PVC	92,138
NA	NA	0
NA	NA	0
NA	NA	0
NA	NA	0
NA	NA	0
NA	NA	0
NA	NA	0
NA	NA	0
NA	NA	0
NA	NA	0
NA	NA	0
NA	NA	0
NA	NA	0

CUSTOMER METERS	
Size (inches)	Quantity
5/8 X 3/4	426
1	1
Compound 2	2
NA	0
NA	0
NA	0
NA	0
NA	0
NA	0
NA	0
NA	0
NA	0
NA	0
NA	0
NA	0
NA	0
NA	0
NA	0
NA	0

SERVICE LINES	
Material	Percent of system
HDPE	100%
NA	0%
NA	0%
NA	0%
NA	0%

BOOSTER PUMPS		
Horsepower	GPM	Quantity
2 X 2	40	2
2	40	2
5	65	2
0	0	0

FIRE HYDRANTS	
Type	Quantity
Standard *	1
Other	10

STORAGE TANKS		
Capacity (gallons)	Material	Quantity
12,500	Metal	1
15,000	Metal	1
50,000	Metal	1
300,000	Metal	1
0	None	0
0	None	0

PRESSURE/BLADDER TANKS		
Capacity (gallons)	Material	Quantity
120	Metal	2
1,000	Metal	1
2,000	Metal	1
0	None	0
0	None	0
0	None	0

Instructions: Fill out the Grey Cells with the relevant information. Input 0 or none if there is nothing recorded in that account or there is no applicable information to report. Copy and paste this sheet as many times as is necessary.

* A standard fire hydrant has two 2.5 inch hose connection nozzles with 7.5 threads per inch, and one 4.5 inch pumper connection nozzle with 4 threads per inch.

Water Utility Plant Description (Continued)

For the following three items, list the utility owned assets in each category for each system.

TREATMENT EQUIPMENT:	None
STRUCTURES:	12' X 12' Building, 6' X 6' Building, 20' X 30' Building, 24' X 24' Building, & 4' X 8' Building
OTHER:	10 Fire hydrants under other (on preceding page) are currently not in service, because of inadequate water supply to that portion of the system.

Instructions: Fill out the Grey Cells with the relevant information. Input 0 or none if there is nothing recorded in that account or there is no applicable information to report. Copy and paste this sheet as many times as is necessary.

Customer and Other Information	
Name of the System:	CEDAR GROVE WATER CO
ADEQ Public Water System Number:	AZ0401049
ADWR PCC Number:	91-000018.0000

Month	Number of Customers				
	Single-Family	Multi-Family	Commercial	Turf/Irrigation	Other Non-Residential
January	403	0	1	0	1
February	405	0	1	0	1
March	408	0	1	0	1
April	412	0	1	0	1
May	412	0	1	0	1
June	414	0	1	0	1
July	424	0	1	0	1
August	423	0	1	0	1
September	423	0	1	0	1
October	425	0	1	0	1
November	426	0	1	0	1
December	425	0	1	0	1

If the system has fire hydrants, what is the fire flow requirements? GPM for hrs.

Does the system have chlorination treatment?

Does the Company have an ADWR Gallons Per Capita Per Day (GCPCPD) requirement?
 If yes, provide the GPCPD amount:

Is the Water Utility located in an ADWR Active Management Area (AMA)?
 If yes, which AMA?

Instructions: Fill out the Grey Cells with the relevant information. Input 0 or none if there is nothing recorded in that account or there is no applicable information to report. Copy and paste this sheet as many times as is necessary.

Cedar Grove Water, Inc.
Annual Report
Property Taxes
12/31/18

Property Taxes	
----------------	--

Amount of actual property taxes paid during Calendar Year 2018 was	
--	--

\$7,768

If no property taxes paid, explain why.

None

Instructions: Fill out the Grey Cells with the relevant information. Input 0 or none if there is nothing recorded in that account or there is no applicable information to report.

Verification and Sworn Statement (Taxes)

Verification: State of Arizona I, the undersigned of the
(state name)

County of (county name): Apache
Name (owner or official) title: Mark Grapp
Company name: Cedar Grove Water, Inc.

RECEIVED
UTILITIES DIVISION
2019 APR 17 A 8:21
ARIZONA CORPORATION
COMMISSION

DO SAY THAT THIS ANNUAL UTILITY PROPERTY TAX AND SALES TAX REPORT TO THE ARIZONA CORPORATION COMMISSION.

FOR THE YEAR ENDING: 12/31/18

HAS BEEN PREPARED UNDER MY DIRECTION, FROM THE ORIGINAL BOOKS, PAPERS AND RECORDS OF SAID UTILITY; THAT I HAVE CAREFULLY EXAMINED THE SAME, AND DECLARE THE SAME TO BE A COMPLETE AND CORRECT STATEMENT OF BUSINESS AND AFFAIRS OF SAID UTILITY FOR THE PERIOD COVERED BY THIS REPORT IN RESPECT TO EACH AND EVERY MATTER AND THING SET FORTH, TO THE BEST OF MY KNOWLEDGE, INFORMATION AND BELIEF.

Sworn Statement: I HEREBY ATTEST THAT ALL PROPERTY TAXES FOR SAID COMPANY ARE CURRENT AND PAID IN FULL.

I HEREBY ATTEST THAT ALL SALES TAXES FOR SAID COMPANY ARE CURRENT AND PAID IN FULL.

[Handwritten Signature]

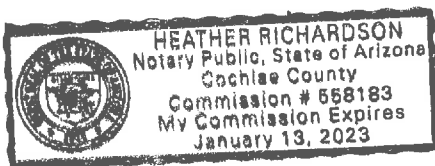
signature of owner/official

928-537-8739
telephone no.

SUBSCRIBED AND SWORN TO BEFORE ME A NOTARY PUBLIC
IN AND FOR THE COUNTY

THIS 12th DAY OF Cochise
April 2019
(month) and (year)

MY COMMISSION EXPIRES 1/13/2023
(date)



[Handwritten Signature]
(signature of notary public)

Verification and Sworn Statement

Verification:

State of Arizona I, the undersigned of the
(state name)

County of (county name): Apache

Name (owner or official) title: Mark Grapp

Company name: Cedar Grove Water, Inc.

RECEIVED
UTILITY DIVISION
2019 APR 17 4 52 PM
ARIZONA CORPORATION COMMISSION

DO SAY THAT THIS ANNUAL UTILITY PROPERTY TAX AND SALES TAX REPORT TO THE ARIZONA CORPORATION COMMISSION.

FOR THE YEAR ENDING: 12/31/18

HAS BEEN PREPARED UNDER MY DIRECTION, FROM THE ORIGINAL BOOKS, PAPERS AND RECORDS OF SAID UTILITY; THAT I HAVE CAREFULLY EXAMINED THE SAME, AND DECLARE THE SAME TO BE A COMPLETE AND CORRECT STATEMENT OF BUSINESS AND AFFAIRS OF SAID UTILITY FOR THE PERIOD COVERED BY THIS REPORT IN RESPECT TO EACH AND EVERY MATTER AND THING SET FORTH, TO THE BEST OF MY KNOWLEDGE, INFORMATION AND BELIEF.

Sworn Statement: IN ACCORDANCE WITH THE REQUIREMENTS OF TITLE 40, ARTICLE 8, SECTION 40-401, ARIZONA REVISED STATUTES, IT IS HEREIN REPORTED THAT THE GROSS OPERATING REVENUE OF SAID UTILITY DERIVED FROM ARIZONA INTRASTATE UTILITY OPERATIONS DURING THE CALENDAR YEAR WAS:

Arizona Intrastate Gross Operating Revenues Only (\$)

\$238,877

(The amount in the box above includes

\$13,105 in sales taxes

billed or collected)

[Handwritten Signature]

signature of owner/official

928-537-8739

telephone no.

SUBSCRIBED AND SWORN TO BEFORE ME A NOTARY PUBLIC
IN AND FOR THE COUNTY

Cochise

(county name)

THIS

12th

DAY OF

April 2023

(month) and (year)

MY COMMISSION EXPIRES

1/13/2023

(date)




[Handwritten Signature]
signature of notary public

Verification and Sworn Statement (Residential Revenue)

Verification:

State of Arizona I, the undersigned of the
(state name)

County of (county name): Apache
Name (owner or official) title: Mark Grapp
Company name: Cedar Grove Water, Inc.



DO SAY THAT THIS ANNUAL UTILITY PROPERTY TAX AND SALES TAX REPORT TO THE ARIZONA CORPORATION COMMISSION.

FOR THE YEAR ENDING: 12/31/18

HAS BEEN PREPARED UNDER MY DIRECTION, FROM THE ORIGINAL BOOKS, PAPERS AND RECORDS OF SAID UTILITY; THAT I HAVE CAREFULLY EXAMINED THE SAME, AND DECLARE THE SAME TO BE A COMPLETE AND CORRECT STATEMENT OF BUSINESS AND AFFAIRS OF SAID UTILITY FOR THE PERIOD COVERED BY THIS REPORT IN RESPECT TO EACH AND EVERY MATTER AND THING SET FORTH, TO THE BEST OF MY KNOWLEDGE, INFORMATION AND BELIEF.

Sworn Statement: IN ACCORDANCE WITH THE REQUIREMENTS OF TITLE 40, ARTICLE 8, SECTION 40-401, ARIZONA REVISED STATUTES, IT IS HEREIN REPORTED THAT THE GROSS OPERATING REVENUE OF SAID UTILITY DERIVED FROM ARIZONA INTRASTATE UTILITY OPERATIONS RECEIVED FROM RESIDENTIAL CUSTOMERS DURING THE CALENDAR YEAR WAS:

Arizona Intrastate Gross Operating Revenues Only (\$)
\$238,877
(The amount in the box above includes
\$13,105 in sales taxes
billed or collected)

Mark Grapp

signature of owner/official


928-537-8739
telephone no.

SUBSCRIBED AND SWORN TO BEFORE ME A NOTARY PUBLIC
IN AND FOR THE COUNTY

Cochise
(county name)

THIS 12th DAY OF April 2023
(month) and (year)

MY COMMISSION EXPIRES 1/13/2023
(date)



Heather Richardson
(signature of notary public)