

RECEIVED
UTILITIES DIVISION

2022 MAY -3 A 9:47

ANNUAL REPORT

ARIZONA CORPORATION
COMMISSION

Of

Company Name: Chaparral Water Properties, Inc.
PO Box 85160

Mailing Address: Tucson AZ
85754

Docket No.: W-02393A
For the Year Ended: 12/31/21

WATER UTILITY

To

Arizona Corporation Commission

Due on April 15th

Email: Util-Compliance@azcc.gov, mail or deliver the completed Annual Report to:

Arizona Corporation Commission
Compliance Section - Utilities Division
1200 West Washington Street
Phoenix, Arizona 85007

Application Type: Original Filing

Application Date: 4/18/2022

ARIZONA CORPORATION COMMISSION
WATER UTILITY ANNUAL REPORT
Chaparral Water Properties, Inc.
A Class Utility

For the Calendar Year Ended:

Primary Address:
City: State: Zip Code:

Telephone Number:

Date of Original Organization of Utility:

Person to whom correspondence should be addressed concerning this report:

Name:
Telephone No. :
Address:
City: State: Zip Code:
Email:

Name:
Telephone No. :
Address:
City: State: Zip Code:
Email:

Name:
Telephone No. :
Address:
City: State: Zip Code:
Email:

Name:
Telephone No. :
Address:
City: State: Zip Code:
Email:

Name:
Telephone No. :
Address:
City: State: Zip Code:
Email:

Ownership:

Counties Served:

Important changes during the year

No	For those companies not subject to the affiliated interest rules, has there been a change in ownership or direct control during the year?
	If yes, please provide specific details in the box below
	N/A

	Has the company been notified by any other regulatory authorities during the year, that they are out of compliance?
	If yes, please provide specific details in the box below.
	N/A

Utility Plant in Service (Water)							
Account No	Description	Beginning Year Original Cost	Current Year Additions	Current Year Retirements	Adjusted Original Cost	Accumulated Depreciation	OC/LD (OC less AD)
301	Organization	\$0	\$0	\$0	\$0	\$0	\$0
302	Franchises	0	0	0	0	0	0
303	Land and Land Rights	17,000	0	0	17,000	0	17,000
304	Structures and Improvements	77,733	0	0	77,733	76,439	1,294
305	Collecting & Improving Reservoirs	0	0	0	0	0	0
306	Lake, River, Canal Intakes	0	0	0	0	0	0
307	Wells and Springs	36,106	0	0	36,106	36,106	0
308	Infiltration Galleries	0	0	0	0	0	0
309	Supply Mains	0	0	0	0	0	0
310	Power Generation Equipment	0	0	0	0	0	0
311	Pumping Equipment	95,544	2,033	0	97,577	62,512	35,065
320	Water Treatment Equipment	0	0	0	0	0	0
320.1	Water Treatment Plants	9,749	0	0	9,749	1,299	8,450
320.2	Solution Chemical Feeders	0	0	0	0	0	0
320.3	Point-of-Use Treatment Devices	0	0	0	0	0	0
330	Distribution Reservoirs and Standpipes	0	0	0	0	0	0
330.1	Storage Tanks	116,118	0	0	116,118	106,064	10,054
330.2	Pressure Tanks	16,753	0	0	16,753	4,607	12,146
331	Transmission and Distribution Mains	99,149	0	0	99,149	60,672	38,477
333	Services	97,912	0	0	97,912	52,192	45,720
334	Meters and Meter Installations	65,556	3,375	0	68,931	28,644	40,287
335	Hydrants	0	0	0	0	0	0
336	Backflow Prevention Devices	0	0	0	0	0	0
339	Other Plant and Misc. Equipment	0	0	0	0	0	0
340	Office Furniture and Equipment	467	0	0	467	327	140
340.1	Computer & Software	12,079	0	0	12,079	12,079	0
341	Transportation Equipment	0	0	0	0	0	0
342	Stores Equipment	0	0	0	0	0	0
343	Tools, Shop and Garage Equipment	1,460	0	0	1,460	110	1,350
344	Laboratory Equipment	6,550	0	0	6,550	6,550	0
345	Power Operated Equipment	0	0	0	0	0	0
346	Communication Equipment	0	0	0	0	0	0
347	Miscellaneous Equipment	0	0	0	0	0	0
348	Other Tangible Plant	59,646	0	0	59,646	14,912	44,734
	Totals	\$711,822	\$5,408	\$0	\$717,230	\$462,513	\$254,717

Chaparral Water Properties, Inc
 Annual Report
 Depreciation Expense for the Current Year (Water)
 12/31/21

Depreciation Expense for the Current Year (Water)									
Account No.	Description	Beginning Year Original Cost	Current Year Additions	Current Year Retirements	Adjusted Original Cost	Fully Depreciated/Non-depreciable Plant	Depreciable Plant	Depreciation Percentages	Depreciation Expense
301	Organization	\$0	\$0	\$0	\$0	\$0	\$0	0.00%	\$0
302	Franchises	0	0	0	0	0	0	0.00%	0
303	Land and Land Rights	17,000	0	0	17,000	17,000	0	0.00%	0
304	Structures and improvements	77,733	0	0	77,733	0	77,733	3.33%	2,589
305	Collecting & Improving Reservoirs	0	0	0	0	0	0	0.00%	0
306	Lake, River, Canal Intakes	0	0	0	0	0	0	0.00%	0
307	Wells and Springs	36,106	0	0	36,106	36,106	0	3.33%	0
308	Infiltration Galleries	0	0	0	0	0	0	0.00%	0
309	Supply Mains	0	0	0	0	0	0	0.00%	0
310	Power Generation Equipment	0	0	0	0	0	0	0.00%	0
311	Pumping Equipment	95,544	2,033	0	97,577	48,734	48,843	12.50%	5,978
320	Water Treatment Equipment	0	0	0	0	0	0	0.00%	0
320.1	Water Treatment Plants	9,749	0	0	9,749	749	9,000	3.33%	306
320.2	Solution Chemical Feeders	0	0	0	0	0	0	0.00%	0
320.3	Point-of-Use Treatment Devices	0	0	0	0	0	0	0.00%	0
330	Distribution Reservoirs and Standpipes	0	0	0	0	0	0	0.00%	0
330.1	Storage Tanks	116,118	0	0	116,118	0	116,118	2.22%	2,578
330.2	Pressure Tanks	16,753	0	0	16,753	0	16,753	5.00%	838
331	Transmission and Distribution Mains	99,149	0	0	99,149	0	99,149	2.00%	1,983
333	Services	97,912	0	0	97,912	44,546	53,266	3.33%	1,774
334	Meters and Meter Installations	65,556	3,375	0	68,931	16,728	52,203	8.33%	4,208
335	Hydrants	0	0	0	0	0	0	2.00%	0
336	Backflow Prevention Devices	0	0	0	0	0	0	0.00%	0
339	Other Plant and Misc. Equipment	0	0	0	0	0	0	0.00%	0
340	Office Furniture and Equipment	467	0	0	467	0	467	6.67%	31
340.1	Computer & Software	12,079	0	0	12,079	12,079	0	0.00%	0
341	Transportation Equipment	0	0	0	0	0	0	0.00%	0
342	Stores Equipment	0	0	0	0	0	0	0.00%	0
343	Tools, Shop and Garage Equipment	1,460	0	0	1,460	0	1,460	5.00%	73
344	Laboratory Equipment	6,550	0	0	6,550	6,550	0	10.00%	0
345	Power Operated Equipment	0	0	0	0	0	0	0.00%	0
346	Communication Equipment	0	0	0	0	0	0	0.00%	0
347	Miscellaneous Equipment	0	0	0	0	0	0	0.00%	0
348	Other Tunable Plant	59,646	0	0	59,646	0	59,646	10.00%	5,965
	Subtotal	\$711,822	\$5,408	\$0	\$717,230	\$182,592	\$534,638		\$26,315

Contribution(s) in Aid of Construction (Gross)	\$34,800
Less: Non Amortizable Contribution(s)	0
Fully Amortized Contribution(s)	0
Amortizable Contribution(s)	\$34,800
Times: Proposed Amortization Rate	10.00%
Amortization of CIAC	\$3,480

Less: Amortization of CIAC \$3,480

DEPRECIATION EXPENSE **\$22,835**

Chaparral Water Properties, Inc.
Annual Report
Balance Sheet Assets
12/31/21

Balance Sheet Assets				
	Assets		Balance at Beginning of Year (2021)	Balance at End of Year (2021)
Account No.	Current and Accrued Assets			
131	Cash		\$32,709	\$36,152
134	Working Funds		0	0
135	Temporary Cash Investments		0	0
141	Customer Accounts Receivable		14,081	15,382
146	Notes Receivable from Associated Companies		0	0
151	Plant Material and Supplies		0	0
162	Prepayments		0	0
174	Miscellaneous Current and Accrued Assets		0	0
	Total Current and Accrued Assets		\$46,790	\$51,534
Account No.	Fixed Assets			
101	Utility Plant in Service*		\$711,822	\$717,230
103	Property Held for Future Use		0	0
105	Construction Work in Progress		0	0
108	Accumulated Depreciation (enter as negative)*		(436,196)	(462,513)
121	Non-Utility Property		0	0
122	Accumulated Depreciation - Non Utility		0	0
	Total Fixed Assets		\$275,626	\$254,717
	Total Assets		\$322,416	\$306,251

*Note these items feed automatically from AR3 UPIS Page 4

Chaparral Water Properties, Inc.
Annual Report
Balance Sheet Liabilities and Owners Equity

Balance Sheet Liabilities and Owners Equity				
	Liabilities		Balance at Beginning of Year (2021)	Balance at End of Year (2021)
Account No.	Current Liabilities			
231	Accounts Payable		\$5,996	(\$35)
232	Notes Payable (Current Portion)		0	0
234	Notes Payable to Associated Companies		0	0
235	Customer Deposits		14,589	15,710
236	Accrued Taxes		935	798
237	Accrued Interest		0	0
242	Miscellaneous Current and Accrued Liabilities		0	0
	Total Current Liabilities		\$21,520	\$16,473
	Long Term Debt			
224	Long Term Debt (Notes and Bonds)		\$0	\$0
	Deferred Credits			
251	Unamortized Premium on Debt		\$0	\$0
252	Advances in Aid of Construction		8,792	9,851
255	Accumulated Deferred Investment Tax Credits		0	0
271	Contributions in Aid of Construction		34,800	34,800
272	Less: Amortization of Contributions		(5,220)	(8,700)
281	Accumulated Deferred Income Tax		0	0
	Total Deferred Credits		\$38,372	\$35,951
	Total Liabilities		\$59,892	\$52,424
	Capital Accounts			
201	Common Stock Issued		\$54,750	\$54,750
211	Other Paid-In Capital		62,494	62,493
215	Retained Earnings		145,280	136,584
218	Proprietary Capital (Sole Props and Partnerships)		0	0
	Total Capital		\$262,524	\$253,827
	Total Liabilities and Capital		\$322,416	\$306,251

Note: Total liabilities and Capital must match total assets for the beginning and end of the year!

Chaparral Water Properties, Inc.
Annual Report
Water Comparative Income Statement
12/31/21

Water Comparative Income Statement			
Account No.	Calendar Year	Current Year 01/01/2021 - 12/31/2021	Last Year 01/01/2020 - 12/31/2020
	Operating Revenue		
461	Metered Water Revenue	\$207,359	\$200,998
460	Unmetered Water Revenue	0	0
462	Fire Protection Revenue	0	0
469	Guaranteed Revenues (Surcharges)	0	0
471	Miscellaneous Service Revenues	0	0
474	Other Water Revenue	3,167	2,317
	Total Revenues	\$210,526	\$203,315
	Operating Expenses		
601	Salaries and Wages	\$0	\$0
604	Employee Pensions and Benefits	0	0
610	Purchased Water	0	0
615	Purchased Power	28,722	28,419
618	Chemicals	1,593	3,544
620	Materials and Supplies	0	0
620.1	Repairs and Maintenance	10,732	9,246
620.2	Office Supplies and Expense	5,794	4,484
630	Contractual Services	97,490	62,732
631	Contractual Services - Engineering	0	0
632	Contractual Services - Accounting	650	1,000
633	Contractual Services - Legal	411	699
634	Contractual Services - Management Fees	37,416	38,407
635	Contractual Services - Water Testing	1,184	1,929
636	Contractual Services - Other	0	579
640	Rents	0	0
641	Rental of Building/Real Property	0	0
642	Rental of Equipment	0	0
650	Transportation Expenses	0	0
657	Insurance - General Liability	3,269	3,129
657.1	Insurance - Health and Life	0	0
665	Regulatory Commission Expense - Rate	0	0
670	Bad Debt Expense	2,125	0
675	Miscellaneous Expense	2,359	1,658
403	Depreciation Expense (From Schedule AR4)	22,835	23,667
408	Taxes Other Than Income	0	0
408.11	Property Taxes	4,395	8,403
409	Income Taxes	0	14,444
427.1	Customer Security Deposit Interest	382	293
	Total Operating Expenses	\$219,357	\$202,633
	Operating Income / (Loss)	(\$8,831)	\$682
	Other Income / (Expense)		
419	Interest and Dividend Income	\$0	\$0
421	Non-Utility Income	138	134
426	Miscellaneous Non-Utility (Expense)	0	0
427	Interest (Expense)	0	0
	Total Other Income / (Expense)	\$138	\$134
	Net Income / (Loss)	(\$8,693)	\$816

Chaparral Water Properties, Inc.
Annual Report
Full time equivalent employees
12/31/21

Full time equivalent employees

	Direct Company	Allocated	Outside service	Total
President	0.5	0.0	0.0	0.5
Vice-president	0.0	0.0	0.0	0.0
Manager	0.0	0.0	0.5	0.5
Engineering Staff	0.0	0.0	0.0	0.0
System Operator(s)	0.0	0.0	1.0	1.0
Meter reader	0.0	0.0	0.0	0.0
Customer Service	0.0	0.0	0.3	0.3
Accounting	0.0	0.0	0.1	0.1
Business Office	0.0	0.0	0.0	0.0
Rates Department	0.0	0.0	0.0	0.0
Administrative Staff	0.0	0.0	0.0	0.0
Other	0.0	0.0	0.0	0.0
Total	0.5	0.0	1.9	2.4

Supplemental Financial Data (Long-Term Debt)				
	Loan #1	Loan #2	Loan #3	Loan #4
Date Issued	N/A			
Source of Loan				
ACC Decision No.				
Reason for Loan				
Dollar Amt. Issued				
Amount Outstanding				
Date of Maturity				
Interest Rate				
Current Year Interest				
Current Year Principal				

Meter Deposit Balance at Test Year End:	\$8,792
---	---------

Meter Deposits Refunded During the Test Year:	\$700
---	-------

List all bonds, notes, loans, and other types of indebtedness in which the proceeds were used in the provision of public utility service. Indebtedness incurred for personal uses by the owner of the utility should not be listed. Input 0 or none if there is nothing to report for that cell.

Well and Water Usage											
Name of the System: [CHLAPARRAI WATER COMPANY]											
AFDQ Public Water System Number: [AZ0007864]											
ADWR PCC Number: [01-000204 0000]											
Well registry 55# (55-XXXXXX)	Pump Horsepower	Pump Yield (gpm)	Casing Depth (feet)	Casing Diameter (inches)	Pump Motor Type**	Year Drilled	Water level 2011	Water level 2021	Meter Size (inches)	Flow measured	Active
55-019217 Well 1	15	90	650	8	Submersible	1990	427	445	3	Metered	Yes
55-019218 Well 2	15	90	825	8	Submersible	1991	380	350	3	Metered	Yes
55-019219 Well 3	15	90	557	8	Submersible	1978	335	350	3	Metered	Yes
55-548510 Well 4	25	180	710	12	Submersible	1995	420	450	4	Metered	Yes
55-548511	0	0	0	0	N/A	1992	0	0	0	N/A	No

Name of system water delivered to: _____
 ADWR PCC Number: _____ N/A

Name of system water received from: _____
 ADWR PCC Number: _____ N/A
 Source of water received: _____
 Well registry 55# (55-XXXXXX): _____

Month	Water withdrawn (gallon)1	Water sold (gallon)2	Water delivered (sold) to other systems (gallon)3	Water received (purchased) from other systems (gallon)4	Estimated unauthorized use (gallon)5	Purchased Power Expense7	Purchased Power (kWh)7
January	3,765,409.00	2,216,344	0.00	0.00	24,000.00	11,840	11,793
February	3,189,000.00	2,740,172.00	0.00	0.00	0.00	1,425	10,695
March	3,867,700.00	3,203,320.00	0.00	0.00	0.00	1,917	12,848
April	3,909,000.00	3,236,780.00	0.00	0.00	0.00	2,328	15,695
May	4,486,100.00	3,712,510.00	0.00	0.00	16,000.00	2,246	19,900
June	5,570,000.00	4,870,062.00	0.00	0.00	0.00	2,455	23,791
July	4,989,000.00	4,937,029.00	0.00	0.00	52,000.00	1,271	24,971
August	5,134,900.00	5,440,175.00	0.00	0.00	20,000.00	2,029	21,511
September	4,784,000.00	4,332,395.00	0.00	0.00	0.00	3,170	22,352
October	4,406,000.00	4,038,182.00	0.00	0.00	60,000.00	2,565	19,910
November	4,810,000.00	4,479,007.00	0.00	0.00	0.00	2,120	18,042
December	3,382,615.00	2,778,211.00	0.00	0.00	0.00	2,009	14,196
Totals	51,102,715.00	38,338,663.00	0.00	0.00	232,000.00	\$48,091	213,372

If applicable, in the space below please provide a description for all un-metered water use along with amounts:
 N/A

- 1 Water withdrawn - Total gallons of water withdrawn from pumped sources.
- 2 Water sold - Total gallons from customer meters, and other sales such as construction water.
- 3 Water delivered (sold) to other systems - Total gallons of water delivered to other systems.
- 4 Water received (purchased) from other systems - Total gallons of water purchased/received from other systems.
- 5 Estimated unauthorized use - Total of un-metered gallons from unauthorized metered or un-metered use. Authorized uses such as flushing (toilets, showers and hydrants) draining, cleaning tanks, process, construction, fire fighting, etc. Non-authorized use (not losses) are air leaks and leaks, water main breaks, water line crosses and theft.
- 6 Enter the total purchased power costs for the power meters associated with this system.
- 7 Enter the total purchased kWh used by the power meters associated with this system.

Water Utility Plant Description (Continued)
--

For the following three items, list the utility owned assets in each category for each system.

TREATMENT EQUIPMENT:	Chlorination equipment at all three well sites
-----------------------------	--

STRUCTURES:	8 x 12 foot metal storage shed
--------------------	--------------------------------

OTHER:	N/A
---------------	-----

Provide a calculation used to determine the value of one water equivalent residential connection (ERC).

Use one of the following methods:

- (a) If actual flow data are available from the preceding 12 months, divide the total annual single family residence (SFR) gallons sold by the average number of single family residence customers for the same period and divide the result by
- (b) If no historical flow data are available, use:
 $ERC = (\text{Total SFR gallons sold (Omit 000)} / 365 \text{ days} / 350 \text{ gallons per day})$

ERC	305
Method used:	(a)

Customer and Other Information	
Name of the System:	CHAPARRAL WATER COMPANY
ADEQ Public Water System Number:	AZ0407064
ADWR PCC Number:	91-000204.0000

Month	Number of Customers				
	Single-Family	Multi-Family	Commercial	Turf/Irrigation	Other Non-Residential
January	334	0	3	0	0
February	340	0	3	0	0
March	334	0	3	0	0
April	333	0	3	0	0
May	331	0	3	0	0
June	336	0	3	0	0
July	341	0	3	0	0
August	337	0	3	0	0
September	340	0	3	0	0
October	339	0	3	0	0
November	344	0	3	0	0
December	345	0	3	0	0

If the system has fire hydrants, what is the fire flow requirements? GPM for hrs

Does the system have chlorination treatment?

Does the Company have an ADWR Gallons Per Capita Per Day (GPCPD) requirement?

If yes, provide the GPCPD amount:

Is the Water Utility located in an ADWR Active Management Area (AMA)?

If yes, which AMA?

What is the present system connection capacity (in ERCs *) using existing lines?

What is the future system connection capacity (in ERCs *) upon service area buildout?

Describe any plans and estimated completion dates for any enlargements or improvements of this system

NONE

* an ERC is based on the calculation on the bottom of AR9 page 12

Chaparral Water Properties, Inc.
 Annual Report
 Utility Shutoffs / Disconnects
 12/31/21

Utility Shutoffs / Disconnects	
Name of the System:	CHAPARRAL WATER COMPANY
ADEQ Public Water System Number:	AZ0407064
ADWR PCC Number:	91-000204,0000

Month	Termination without Notice R14-2-410.B	Termination with Notice R14-2-410.C	Other
January	0	0	0
February	0	10	0
March	0	1	0
April	0	4	0
May	0	4	0
June	0	4	0
July	0	4	0
August	0	2	0
September	0	0	0
October	0	4	0
November	0	5	0
December	0	0	0
Total	0	38	0

Other (description):

N/A

Instructions: Fill out the Grey Cells with the relevant information. Input 0 or none if there is nothing recorded in that account or there is no applicable information to report.

Chaparral Water Properties, Inc.
Annual Report
Property Taxes
12/31/21

Property Taxes	
Amount of actual property taxes paid during Calendar Year 2021 was	\$4,395

If no property taxes paid, explain why.

NA

Instructions: Fill out the Grey Cells with the relevant information. Input 0 or none if there is nothing recorded in that account or there is no applicable information to report.

Chaparral Water Properties, Inc.
Annual Report
Verification and Sworn Statement (Taxes)
12/31/21

Verification and Sworn Statement (Taxes)

Verification: State of Arizona, the undersigned of the
(state name)

County of (county name): Pima
Name (owner or official) title: Dorinda Chacon, Manager
Company name: Chaparral Water Properties, Inc.

DO SAY THAT THIS ANNUAL UTILITY PROPERTY TAX AND SALES TAX REPORT TO THE ARIZONA CORPORATION COMMISSION.

FOR THE YEAR ENDING: 12/31/21

HAS BEEN PREPARED UNDER MY DIRECTION, FROM THE ORIGINAL BOOKS, PAPERS AND RECORDS OF SAID UTILITY; THAT I HAVE CAREFULLY EXAMINED THE SAME, AND DECLARE THE SAME TO BE A COMPLETE AND CORRECT STATEMENT OF BUSINESS AND AFFAIRS OF SAID UTILITY FOR THE PERIOD COVERED BY THIS REPORT IN RESPECT TO EACH AND EVERY MATTER AND THING SET FORTH, TO THE BEST OF MY KNOWLEDGE, INFORMATION AND BELIEF.

Sworn Statement: I HEREBY ATTEST THAT ALL PROPERTY TAXES FOR SAID COMPANY ARE CURRENT AND PAID IN FULL.

I HEREBY ATTEST THAT ALL SALES TAXES FOR SAID COMPANY ARE CURRENT AND PAID IN FULL.

Dorinda Chacon

signature of owner/official

520-624-1460 x 110

telephone no.

RECEIVED
UTILITIES DIVISION
2022 MAY -3 A 9:47
ARIZONA CORPORATION
COMMISSION

SUBSCRIBED AND SWORN TO BEFORE ME A NOTARY PUBLIC
IN AND FOR THE COUNTY

THIS

19th

DAY OF

Pima

(county name)

April 2022

(month) and (year)

MY COMMISSION EXPIRES

12/18/2022

(date)



Rose S. Chacon

(signature of notary public)

Verification and Sworn Statement

Verification:

State of Arizona, the undersigned of the
(state name)
County of (county name): Pima
Name (owner or official) title: Dorinda Chacon, Manager
Company name: Chaparral Water Properties, Inc.

DO SAY THAT THIS ANNUAL UTILITY PROPERTY TAX AND SALES TAX REPORT TO THE ARIZONA CORPORATION COMMISSION.

FOR THE YEAR ENDING: 12/31/21

HAS BEEN PREPARED UNDER MY DIRECTION, FROM THE ORIGINAL BOOKS, PAPERS AND RECORDS OF SAID UTILITY; THAT I HAVE CAREFULLY EXAMINED THE SAME, AND DECLARE THE SAME TO BE A COMPLETE AND CORRECT STATEMENT OF BUSINESS AND AFFAIRS OF SAID UTILITY FOR THE PERIOD COVERED BY THIS REPORT IN RESPECT TO EACH AND EVERY MATTER AND THING SET FORTH, TO THE BEST OF MY KNOWLEDGE, INFORMATION AND BELIEF.


Sworn Statement: IN ACCORDANCE WITH THE REQUIREMENTS OF TITLE 40, ARTICLE 8, SECTION 40-401, ARIZONA REVISED STATUTES, IT IS HEREIN REPORTED THAT THE GROSS OPERATING REVENUE OF SAID UTILITY DERIVED FROM ARIZONA INTRASTATE UTILITY OPERATIONS DURING THE CALENDAR YEAR WAS:

RECEIVED
UTILITIES DIVISION
2022 MAY -3 A 10:41
ARIZONA CORPORATION
COMMISSION

Arizona Intrastate Gross Operating Revenues Only (\$)
\$224,630
(The amount in the box above includes
\$14,104 in sales taxes
billed or collected)

Dorinda Chacon
signature of owner/official
520-624-1460 x 110
telephone no.

SUBSCRIBED AND SWORN TO BEFORE ME A NOTARY PUBLIC
IN AND FOR THE COUNTY PIMA
THIS 14th DAY OF April 2022
(month) and (year)
MY COMMISSION EXPIRES 12/18/2022
(date)



Rose S. Chacon
(signature of notary public)

Verification and Sworn Statement (Residential Revenue)

Verification:

State of Arizona I, the undersigned of the
(state name)

County of (county name): Pima
Name (owner or official) title: Dorinda Chacon, Manager
Company name: Chaparral Water Properties, Inc.

DO SAY THAT THIS ANNUAL UTILITY PROPERTY TAX AND SALES TAX REPORT TO THE ARIZONA CORPORATION COMMISSION.

FOR THE YEAR ENDING: 12/31/21

HAS BEEN PREPARED UNDER MY DIRECTION, FROM THE ORIGINAL BOOKS, PAPERS AND RECORDS OF SAID UTILITY; THAT I HAVE CAREFULLY EXAMINED THE SAME, AND DECLARE THE SAME TO BE A COMPLETE AND CORRECT STATEMENT OF BUSINESS AND AFFAIRS OF SAID UTILITY FOR THE PERIOD COVERED BY THIS REPORT IN RESPECT TO EACH AND EVERY MATTER AND THING SET FORTH, TO THE BEST OF MY KNOWLEDGE, INFORMATION AND BELIEF.

Sworn Statement: IN ACCORDANCE WITH THE REQUIREMENTS OF TITLE 40, ARTICLE 8, SECTION 40-401, ARIZONA REVISED STATUTES, IT IS HEREIN REPORTED THAT THE GROSS OPERATING REVENUE OF SAID UTILITY DERIVED FROM ARIZONA INTRASTATE UTILITY OPERATIONS RECEIVED FROM RESIDENTIAL CUSTOMERS DURING THE CALENDAR YEAR WAS:

Arizona Intrastate Gross Operating Revenues Only (\$)

\$224,630
(The amount in the box above includes
\$14,104 in sales taxes
billed or collected)

RECEIVED
UTILITIES DIVISION
2022 MAY -3 A 9:47
ARIZONA CORPORATION
COMMISSION


Dorinda Chacon
signature of owner/official

520-624-1460 x 110
telephone no.

SUBSCRIBED AND SWORN TO BEFORE ME A NOTARY PUBLIC
IN AND FOR THE COUNTY Pima

THIS 19th DAY OF April 2008
(month) and (year)

MY COMMISSION EXPIRES 12/18/2022
(date)



Rose S. Chacon
(signature of notary public)

Chaparral Water Properties, Inc.
Annual Report
Full Gross-up Method for Income Tax Statement of Certification
12/31/21

Full Gross-up Method for Income Tax Statement of Certification

Verification:

State of Arizona I, the undersigned of the
(state name)

County of (county name): Pima
Name (owner or official) title: Dorinda Chacon, Manager
Company name: Chaparral Water Properties, Inc.

FOR THE YEAR ENDING: 12/31/21

Sworn Statement:

IN ACCORDANCE WITH THE REQUIREMENTS OF DECISION NO. 77084, BECAUSE THE UTILITY REQUIRES THE GROSS UP OF ADVANCES AND CONTRIBUTIONS, I HEREBY STATE THAT THE UTILITY HAS INCURRED OR IS EXPECTED TO INCUR A NET INCREASE IN CURRENT INCOME TAX EXPENSE OR A DECREASE IN DEFERRED TAX ASSET FOR A CARRY FORWARD ACCORDING TO GAAP IN AN AMOUNT EQUAL TO OR GREATER THAN THE AMOUNT OF THE REQUIRED GROSS UP PAID BY DEVELOPERS IN THE PERIOD COVERED BY THIS ANNUAL REPORT.

Dorinda Chacon

signature of owner/official

520-624-1460 x 110

telephone no.

RECEIVED
UTILITIES DIVISION
2022 MAY -3 A 9:47
ARIZONA CORPORATION
COMMISSION

SUBSCRIBED AND SWORN TO BEFORE ME A NOTARY PUBLIC
IN AND FOR THE COUNTY

Pima

(county name)

THIS

10th

DAY OF

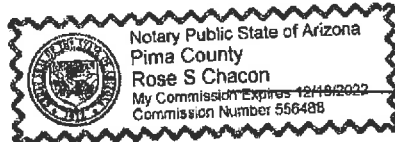
April 2022

(month) and (year)

MY COMMISSION EXPIRES

12/18/2022

(date)



Rose S. Chacon

(signature of notary public)