

RECEIVED
UTILITIES DIVISION

2021 APR 12 A 10:40

ARIZONA CORPORATION
COMMISSION

ANNUAL REPORT

Of

Company Name:
PO Box 350

Mailing Address: Chino Valley AZ
86323

Docket No.: W-02370A
For the Year Ended:

WATER UTILITY

To

Arizona Corporation Commission

Due on April 15th

Email: Util-Compliance@azcc.gov, mail or deliver the completed Annual Report to:
Arizona Corporation Commission
Compliance Section - Utilities Division
1200 West Washington Street
Phoenix, Arizona 85007

Application Type:
Application Date:

ARIZONA CORPORATION COMMISSION
WATER UTILITY ANNUAL REPORT
Chino meadows II Water Company
A Class Utility

For the Calendar Year Ended: 12/31/20

Primary Address:

P.O Box 350			
City:	Chino Valley	State:	AZ
Zip Code:	86323		

Telephone Number:

928-717-2616

Date of Original Organization of Utility:

4/4/1979

Person to whom correspondence should be addressed concerning this report:

Name:

Sara Pena

Telephone No. :

928-717-2616

Address:

P.O Box 350			
City:	Chino Valley	State:	AZ
Zip Code:	86323		

Email:

Sara@levicgroup.com

Name:

Paul Levie

Telephone No. :

928-717-2616

Address:

P.O Box 350			
City:	Chino Valley	State:	AZ
Zip Code:	86323		

Email:

pdl@levicgroup.com

Name:

Dewey Levie

Telephone No. :

928-717-2616

Address:

P.O Box 350			
City:	Chino Valley	State:	AZ
Zip Code:	86323		

Email:

dil@levichomes.com

Name:

--

Telephone No. :

--

Address:

City:		State:	
Zip Code:			

Email:

--

Name:

--

Telephone No. :

--

Address:

City:		State:	
Zip Code:			

Email:

--

Ownership:

"C" Corporation

Counties Served:

Yavapai

Important changes during the year
--

	For those companies not subject to the affiliated interest rules, has there been a change in ownership or direct control during the year?
	If yes, please provide specific details in the box below.
	No

	Has the company been notified by any other regulatory authorities during the year, that they are out of compliance?
	If yes, please provide specific details in the box below.
	No

Utility Plant in Service (Water)							
Account No.	Description	Beginning Year Original Cost	Current Year Additions	Current Year Retirements	Adjusted Original Cost	Accumulated Depreciation	OCLD (OC less AD)
301	Organization	\$6,843	\$0	\$0	\$6,843	\$6,507	\$336
302	Franchises	0	14,103	0	14,103	0	14,103
303	Land and Land Rights	15,204	0	0	15,204	0	15,204
304	Structures and Improvements	44,339	0	0	44,339	44,339	0
305	Collecting & Improving Reservoirs	4,350	0	0	4,350	3,867	483
306	Lake, River, Canal Intakes	0	0	0	0	0	0
307	Wells and Springs	27,987	0	0	27,987	27,987	0
308	Infiltration Galleries	0	0	0	0	0	0
309	Supply Mains	1,009	0	0	1,009	916	93
310	Power Generation Equipment	42,378	0	0	42,378	8,845	33,534
311	Pumping Equipment	82,154	2,567	2,567	82,154	57,752	24,402
320	Water Treatment Equipment	0	0	0	0	0	0
320.1	Water Treatment Plants	0	0	0	0	0	0
320.2	Solution Chemical Feeders	6,915	0	0	6,915	6,915	0
320.3	Point-of-Use Treatment Devices	0	0	0	0	0	0
330	Distribution Reservoirs and Standpipes	0	0	0	0	0	0
330.1	Storage Tanks	36,415	0	0	36,415	36,415	0
330.2	Pressure Tanks	15,269	0	0	15,269	15,269	0
331	Transmission and Distribution Mains	304,942	5,950	0	310,892	245,876	65,016
333	Services	31,198	0	0	31,198	29,073	2,125
334	Meters and Meter Installations	101,843	0	0	101,843	92,770	9,073
335	Hydrants	12,042	0	0	12,042	10,615	1,426
336	Backflow Prevention Devices	0	0	0	0	0	0
339	Other Plant and Misc. Equipment	16,728	0	0	16,728	16,728	0
340	Office Furniture and Equipment	1,752	0	0	1,752	521	1,231
340.1	Computer & Software	24,601	2,080	0	26,681	18,510	8,171
341	Transportation Equipment	70,352	4,243	19,010	55,584	50,698	4,887
342	Stores Equipment	0	0	0	0	0	0
343	Tools, Shop and Garage Equipment	6,992	0	0	6,992	2,055	4,937
344	Laboratory Equipment	0	0	0	0	0	0
345	Power Operated Equipment	31,621	0	0	31,621	23,711	7,910
346	Communication Equipment	17,200	0	0	17,200	17,200	0
347	Miscellaneous Equipment	3,975	0	0	3,975	3,379	596
348	Other Tangible Plant	0	0	0	0	0	0
	Totals	\$906,108	\$28,942	\$21,577	\$913,473	\$719,947	\$193,526

Chino meadows II Water Company
Annual Report
Depreciation Expense for the Current Year (Water)
12/31/20

Depreciation Expense for the Current Year (Water)									
Account No.	Description	Beginning Year Original Cost	Current Year Additions	Current Year Retirements	Adjusted Original Cost	Fully Depreciated/Non-depreciable Plant	Depreciable Plant	Depreciation Percentages	Depreciation Expense
301	Organization	\$6,843	\$0	\$0	\$6,843	\$6,843	\$0	0.00%	\$0
302	Franchises	0	14,103	0	14,103	0	14,103	0.00%	0
303	Land and Land Rights	15,204	0	0	15,204	0	15,204	0.00%	0
304	Structures and Improvements	44,339	0	0	44,339	0	44,339	3.33%	1,476
305	Collecting & Improving Reservoirs	4,350	0	0	4,350	0	4,350	2.50%	109
306	Lake, River, Canal Intakes	0	0	0	0	0	0	2.50%	0
307	Wells and Springs	27,987	0	0	27,987	27,987	0	3.33%	0
308	Infiltration Galleries	0	0	0	0	0	0	6.67%	0
309	Supply Mains	1,009	0	0	1,009	0	1,009	2.00%	20
310	Power Generation Equipment	42,378	0	0	42,378	46,268	(3,889)	5.00%	(194)
311	Pumping Equipment	82,154	2,567	2,567	82,154	0	82,154	12.50%	10,269
320	Water Treatment Equipment	0	0	0	0	0	0	3.33%	0
320.1	Water Treatment Plants	0	0	0	0	0	0	3.33%	0
320.2	Solution Chemical Feeders	6,915	0	0	6,915	6,915	0	20.00%	0
320.3	Point-of-Use Treatment Devices	0	0	0	0	0	0	20.00%	0
330	Distribution Reservoirs and Standpipes	0	0	0	0	0	0	2.22%	0
330.1	Storage Tanks	36,415	0	0	36,415	36,415	0	2.22%	0
330.2	Pressure Tanks	15,269	0	0	15,269	15,269	0	5.00%	0
331	Transmission and Distribution Mains	304,942	5,950	0	310,892	167,988	142,904	2.00%	2,799
333	Services	31,198	0	0	31,198	7,181	24,017	3.33%	800
334	Meters and Meter Installations	101,843	0	0	101,843	90,680	11,163	8.33%	930
335	Hydrants	12,042	0	0	12,042	0	12,042	2.00%	241
336	Backflow Prevention Devices	0	0	0	0	0	0	6.67%	0
339	Other Plant and Misc. Equipment	16,728	0	0	16,728	1,305	15,423	6.67%	1,029
340	Office Furniture and Equipment	1,752	0	0	1,752	0	1,752	6.67%	117
340.1	Computer & Software	24,601	2,080	0	26,681	10,820	15,861	20.00%	2,964
341	Transportation Equipment	70,352	4,243	19,010	55,584	62,702	(7,117)	20.00%	53
342	Stores Equipment	0	0	0	0	0	0	4.00%	0
343	Tools, Shop and Garage Equipment	6,992	0	0	6,992	0	6,992	5.00%	350
344	Laboratory Equipment	0	0	0	0	0	0	10.00%	0
345	Power Operated Equipment	31,621	0	0	31,621	18,377	13,244	5.00%	662
346	Communication Equipment	17,200	0	0	17,200	17,200	0	10.00%	0
347	Miscellaneous Equipment	3,975	0	0	3,975	0	3,975	10.00%	398
348	Other Tangible Plant	0	0	0	0	0	0	100.00%	0
	Subtotal	\$906,108	\$28,942	\$21,577	\$913,473	\$515,949	\$397,524		\$22,022

Contribution(s) in Aid of Construction (Gross)	\$37,608
Less: Non Amortizable Contribution(s)	0
Fully Amortized Contribution(s)	1,488
Amortizable Contribution(s)	\$36,120
Times: Proposed Amortization Rate	5.54%
Amortization of CIAC	\$2,001

Less: Amortization of CIAC \$2,001

DEPRECIATION EXPENSE **\$20,021**

Chino meadows II Water Company
Annual Report
Balance Sheet Assets
12/31/20

Balance Sheet Assets				
	Assets		Balance at Beginning of Year (2020)	Balance at End of Year (2020)
Account No.	Current and Accrued Assets			
131	Cash		\$76,608	\$102,519
134	Working Funds		0	0
135	Temporary Cash Investments		0	0
141	Customer Accounts Receivable		69,590	69,261
146	Notes Receivable from Associated Companies		4,694	1,661
151	Plant Material and Supplies		0	0
162	Prepayments		0	0
174	Miscellaneous Current and Accrued Assets		0	0
	Total Current and Accrued Assets		\$150,891	\$173,441
Account No.	Fixed Assets			
101	Utility Plant in Service*		\$906,108	\$913,473
103	Property Held for Future Use		0	4,414
105	Construction Work in Progress		0	31,794
108	Accumulated Depreciation (enter as negative)*		(738,899)	(719,947)
121	Non-Utility Property		1,847	1,847
122	Accumulated Depreciation - Non Utility		0	0
	Total Fixed Assets		\$169,055	\$231,581
	Total Assets		\$319,947	\$405,022

*Note these items feed automatically from AR3 UPIS Page 4

Chino meadows II Water Company
Annual Report
Balance Sheet Liabilities and Owners Equity

Balance Sheet Liabilities and Owners Equity				
	Liabilities		Balance at Beginning of Year (2020)	Balance at End of Year (2020)
Account No.	Current Liabilities			
231	Accounts Payable		\$450	\$1,174
232	Notes Payable (Current Portion)		0	0
234	Notes Payable to Associated Companies		0	0
235	Customer Deposits		22,558	19,533
236	Accrued Taxes		5,528	140
237	Accrued Interest		0	0
242	Miscellaneous Current and Accrued Liabilities		9,339	14,442
	Total Current Liabilities		\$37,876	\$35,289
	Long Term Debt			
224	Long Term Debt (Notes and Bonds)		\$0	\$0
	Deferred Credits			
251	Unamortized Premium on Debt		\$0	\$0
252	Advances in Aid of Construction		(4,137)	(4,137)
255	Accumulated Deferred Investment Tax Credits		0	0
271	Contributions in Aid of Construction		34,020	34,020
272	Less: Amortization of Contributions		(3,102)	(4,590)
281	Accumulated Deferred Income Tax		0	0
	Total Deferred Credits		\$26,781	\$25,293
	Total Liabilites		\$64,656	\$60,582
	Capital Accounts			
201	Common Stock Issued		\$8,597	\$8,597
211	Other Paid-In Capital		106,775	106,775
215	Retained Earnings		194,056	272,170
218	Proprietary Capital (Sole Props and Partnerships)		(54,137)	(43,102)
	Total Capital		\$255,291	\$344,440
	Total Liabilities and Capital		\$319,947	\$405,022

Note: Total liabilities and Capital must match total assets for the beginning and end of the year!

Chino meadows II Water Company
Annual Report
Water Comparative Income Statement
12/31/20

Water Comparative Income Statement			
Account No.	Calendar Year	Current Year 01/01/2020 - 12/31/2020	Last Year 01/01/2019 - 12/31/2019
	Operating Revenue		
461	Metered Water Revenue	\$424,166	\$377,833
460	Unmetered Water Revenue	0	0
462	Fire Protection Revenue	0	0
469	Guaranteed Revenues (Surcharges)	0	0
471	Miscellaneous Service Revenues	0	0
474	Other Water Revenue	11,876	11,455
	Total Revenues	\$436,042	\$389,288
	Operating Expenses		
601	Salaries and Wages	\$182,504	\$176,682
604	Employee Pensions and Benefits	0	0
610	Purchased Water	41	0
615	Purchased Power	23,159	22,631
618	Chemicals	1,108	514
620	Materials and Supplies	11,048	11,758
620.1	Repairs and Maintenance	84	2,041
620.2	Office Supplies and Expense	30,065	33,776
630	Contractual Services	4,512	4,962
631	Contractual Services - Engineering	2,460	3,100
632	Contractual Services - Accounting	0	0
633	Contractual Services - Legal	0	0
634	Contractual Services - Management Fees	0	0
635	Contractual Services - Water Testing	1,599	4,266
636	Contractual Services - Other	15,110	12,187
640	Rents	0	0
641	Rental of Building/Real Property	19,323	13,175
642	Rental of Equipment	1,430	1,725
650	Transportation Expenses	11,851	16,640
657	Insurance - General Liability	5,909	7,349
657.1	Insurance - Health and Life	0	0
665	Regulatory Commission Expense - Rate	399	420
670	Bad Debt Expense	4,038	3,366
675	Miscellaneous Expense	34,219	10,596
403	Depreciation Expense (From Schedule AR4)	20,021	47,240
408	Taxes Other Than Income	173	5,554
408.11	Property Taxes	15,746	14,965
409	Income Taxes	1,890	4,176
427.1	Customer Security Deposit Interest	74	44
	Total Operating Expenses	\$386,760	\$397,167
	Operating Income / (Loss)	\$49,282	(\$7,878)
	Other Income / (Expense)		
419	Interest and Dividend Income	\$0	\$0
421	Non-Utility Income	0	0
426	Miscellaneous Non-Utility (Expense)	0	0
427	Interest (Expense)	594	88
	Total Other Income / (Expense)	\$594	\$88
	Net Income / (Loss)	\$49,876	(\$7,790)

Chino meadows II Water Company
 Annual Report
 Full time equivalent employees
 12/31/20

Full time equivalent employees

	Direct Company	Allocated	Outside service	Total
President	0.4	0.0	0.0	0.4
Vice-president	0.0	0.0	0.0	0.0
Manager	0.0	0.0	0.0	0.0
Engineering Staff	0.0	0.0	0.0	0.0
System Operator(s)	1.9	0.0	0.0	1.9
Meter reader	0.0	0.0	0.0	0.0
Customer Service	0.0	0.0	0.0	0.0
Accounting	0.0	0.0	0.0	0.0
Business Office	0.0	0.0	0.0	0.0
Rates Department	0.0	0.0	0.0	0.0
Administrative Staff	1.8	0.0	0.0	1.8
Other	0.0	0.0	0.0	0.0
Total	4.1	0.0	0.0	4.1

Chino meadows II Water Company
 Annual Report
 Supplemental Financial Data (Long-Term Debt)
 12/31/20

Supplemental Financial Data (Long-Term Debt)				
	Loan #1	Loan #2	Loan #3	Loan #4
Date Issued	None			
Source of Loan	None			
ACC Decision No.	None			
Reason for Loan	None			
Dollar Amt. Issued	None			
Amount Outstanding	None			
Date of Maturity	None			
Interest Rate	None			
Current Year Interest	None			
Current Year Principal	None			

Meter Deposit Balance at Test Year End:	\$8,692
---	---------

Meter Deposits Refunded During the Test Year:	\$11,916
---	----------

List all bonds, notes, loans, and other types of indebtedness in which the proceeds were used in the provision of public utility service. Indebtedness incurred for personal uses by the owner of the utility should not be listed. Input 0 or none if there is nothing to report for that cell.

Well and Water Usage											
Name of the System:		Chino Meadow II Water Company									
ADEQ Public Water System Number:		AZ04-13-079									
ADWR PCC Number:		#N/A									
Well registry 55# (55-XXXXXX):	Pump Horsepower	Pump Yield (gpm)	Casing Depth (feet)	Casing Diameter (inches)	Pump Motor Type **	Year Drilled	Water level 2010	Water level 2020	Meter Size (inches)	How measured:	Active
55-552320	15	225	355	10	Submersible	1995			3		Yes
55-613770	20	250	550	12	Submersible	1982			3		Yes

Name of system water delivered to: N/A
 ADWR PCC Number: #N/A
 Source of water delivered to another system: N/A

Name of system water received from: N/A
 ADWR PCC Number: #N/A
 Source of water received: N/A
 Well registry 55# (55-XXXXXX): N/A

Month	Water withdrawn (gallons) ¹	Water sold (gallons) ²	Water delivered (sold) to other systems (gallons) ³	Water received (purchased) from other systems (gallons) ⁴	Estimated authorized use (gallons) ⁵	Purchased Power Expense ⁶	Purchased Power (kWh) ⁷
January	14.51	14.01	0.00	0.00	0.00	\$1,690	15,206
February	12.83	10.52	0.00	0.00	0.00	1,736	15,878
March	12.58	10.92	0.00	0.00	0.00	1,575	14,191
April	17.65	15.81	0.00	0.00	0.00	1,602	9,735
May	21.32	20.04	0.00	0.00	0.00	1,843	16,759
June	22.10	17.27	0.00	0.00	0.00	1,923	22,554
July	24.47	22.19	0.00	0.00	0.00	2,269	21,834
August	21.40	20.00	0.00	0.00	0.00	2,588	25,466
September	21.79	18.24	0.00	0.00	0.00	2,276	21,770
October	15.95	15.84	0.00	0.00	0.00	2,016	18,776
November	13.79	9.95	0.00	0.00	0.00	1,885	17,047
December	12.80	12.65	0.00	0.00	0.00	1,755	15,699
Totals	211.18	187.44	0.00	0.00	0.00	\$23,159	214,915

If applicable, in the space below please provide a description for all un-metered water use along with amounts:

1 Water withdrawn - Total gallons of water withdrawn from pumped sources.
 2 Water sold - Total gallons from customer meters, and other sales such as construction water.
 3 Water delivered (sold) to other systems - Total gallons of water delivered to other systems.
 4 Water received (purchased) from other systems - Total gallons of water purchased/received from other systems.
 5 Estimated authorized use - Total estimated gallons from authorized metered or un-metered use. Authorized uses such as flushing (mains, services and hydrants) draining/cleaning tanks, process, construction, fire fighting, etc. Non-authorized use (real losses) are service line breaks and leaks, water main breaks, meter inaccuracies and theft.
 6 Enter the total purchased power costs for the power meters associated with this system.
 7 Enter the total purchased kWh used by the power meters associated with this system.

Water Utility Plant Description

Name of the System:	Chino Meadow II Water Company		
ADEQ Public Water System Number:		AZ04-13-079	
ADWR PCC Number:		#N/A	

MAINS		
Sizes (inches)	Material	Length (feet)
3.00	PVC	664
4.00	PVC	27,042
6.00	PVC & Dip	51,027

CUSTOMER METERS			
Size (inches)	Quantity	Percent over 1,000,000 gallons	Percent over 10 years old
5/8 x 3/4	1,012	37%	9%

SERVICE LINES		
Material	Percent of system	Year installed

BOOSTER PUMPS		
Horsepower	GPM	Quantity
15	unknown	4
25	unknown	1

FIRE HYDRANTS	
Type	Quantity
Standard *	7
Other	3

STORAGE TANKS			
Capacity (gallons)	Material	Quantity	Year installed
67,000	Steel	1	
20,000	Steel	1	
10,000	Steel	2	

PRESSURE/BLADDER TANKS			
Capacity (gallons)	Material	Quantity	Year installed
5,000		2	

* A standard fire hydrant has two 2.5 inch hose connection nozzles with 7.5 threads per inch, and one 4.5 inch pumper connection nozzle with 4 threads per inch.

Water Utility Plant Description (Continued)
--

For the following three items, list the utility owned assets in each category for each system.

TREATMENT EQUIPMENT:	(2) Chlorination Pump Systems
STRUCTURES:	(1) Shop Building Quonset Hut Metal Building 26'x38' (2) Well House Structures Wood 8'x8' and 6'x15' (1) Application Shed: Wood 8'x8' (2) Pump/Pressure Tank Buildings Wood 10'x12' and Block 16'x20' (1) Storage Building Block 20'x20'
OTHER:	

Provide a calculation used to determine the value of one water equivalent residential connection (ERC).

Use one of the following methods:

- (a) If actual flow data are available from the preceding 12 months, divide the total annual single family residence (SFR) gallons sold by the average number of single family residence customers for the same period and divide the result by 365
- (b) If no historical flow data are available, use:
 $ERC = (\text{Total SFR gallons sold (Omit 000)} / 365 \text{ days} / 350 \text{ gallons per day})$

ERC

426

 Method used:

(b)

Customer and Other Information	
Name of the System:	Chino Meadow II Water Company
ADEQ Public Water System Number:	AZ04-13-079
ADWR PCC Number:	#N/A

Month	Number of Customers				Other Non-Residential
	Single-Family	Multi-Family	Commercial	Turf/Irrigation	
January	1,009				
February	1,011				
March	1,000				
April	1,007				
May	1,006				
June	1,010				
July	1,017				
August	1,014				
September	1,019				
October	1,012				
November	1,013				
December	1,025				

If the system has fire hydrants, what is the fire flow requirements? GPM for hrs.

Does the system have chlorination treatment?

Does the Company have an ADWR Gallons Per Capita Per Day (GPCPD) requirement?
 If yes, provide the GPCPD amount:

Is the Water Utility located in an ADWR Active Management Area (AMA)?
 If yes, which AMA?

What is the present system connection capacity (in ERCs *) using existing lines?

What is the future system connection capacity (in ERCs *) upon service area buildout?

Describe any plans and estimated completion dates for any enlargements or improvements of this system.

* an ERC is based on the calculation on the bottom of AR9 page 12.

Chino meadows II Water Company
 Annual Report
 Utility Shutoffs / Disconnects
 12/31/20

Utility Shutoffs / Disconnects	
Name of the System:	Chino Meadow II Water Company
ADEQ Public Water System Number:	AZ04-13-079
ADWR PCC Number:	#N/A

Month	Termination without Notice R14-2-410.B	Termination with Notice R14-2-410.C	Other
January	0	0	
February	0	31	
March	0	4	
April	0	0	
May	0	0	
June	0	0	
July	0	6	
August	0	9	
September	0	9	
October	0	16	
November	0	8	
December	0	0	
Total	0	83	0

Other (description):

Instructions: Fill out the Grey Cells with the relevant information. Input 0 or none if there is nothing recorded in that account or there is no applicable information to report.

Chino meadows II Water Company
Annual Report
Property Taxes
12/31/20

Property Taxes	
Amount of actual property taxes paid during Calendar Year 2020 was	\$15,746

If no property taxes paid, explain why.

Instructions: Fill out the Grey Cells with the relevant information. Input 0 or none if there is nothing recorded in that account or there is no applicable information to report.

Verification and Sworn Statement (Taxes)

Verification: State of Arizona I, the undersigned of the
(state name)

County of (county name): Yavapai
Name (owner or official) title: Paul D. Levie
Company name: Chino meadows II Water Company

DO SAY THAT THIS ANNUAL UTILITY PROPERTY TAX AND SALES TAX REPORT TO THE ARIZONA CORPORATION COMMISSION.

FOR THE YEAR ENDING: 12/31/20

HAS BEEN PREPARED UNDER MY DIRECTION, FROM THE ORIGINAL BOOKS, PAPERS AND RECORDS OF SAID UTILITY; THAT I HAVE CAREFULLY EXAMINED THE SAME, AND DECLARE THE SAME TO BE A COMPLETE AND CORRECT STATEMENT OF BUSINESS AND AFFAIRS OF SAID UTILITY FOR THE PERIOD COVERED BY THIS REPORT IN RESPECT TO EACH AND EVERY MATTER AND THING SET FORTH, TO THE BEST OF MY KNOWLEDGE, INFORMATION AND BELIEF.

Sworn Statement:

RECEIVED
UTILITIES DIVISION
2021 APR 12 A 10:40
ARIZONA CORPORATION
COMMISSION

Paul Levie

signature of owner/official

928-717-2616

telephone no.

SUBSCRIBED AND SWORN TO BEFORE ME A NOTARY PUBLIC
IN AND FOR THE COUNTY

THIS

9th


DAY OF

Yavapai
(county name)
April 2021
(month) and (year)

MY COMMISSION EXPIRES

5-14-2023

(date)



Karen F Woods
(signature of notary public)

Verification and Sworn Statement

Verification:

State of Arizona I, the undersigned of the
(state name)
County of (county name): Yavapai
Name (owner or official) title: Paul D. Levie
Company name: Chino meadows II Water Company

DO SAY THAT THIS ANNUAL UTILITY PROPERTY TAX AND SALES TAX REPORT TO THE ARIZONA CORPORATION COMMISSION.

FOR THE YEAR ENDING: 12/31/20

HAS BEEN PREPARED UNDER MY DIRECTION, FROM THE ORIGINAL BOOKS, PAPERS AND RECORDS OF SAID UTILITY; THAT I HAVE CAREFULLY EXAMINED THE SAME, AND DECLARE THE SAME TO BE A COMPLETE AND CORRECT STATEMENT OF BUSINESS AND AFFAIRS OF SAID UTILITY FOR THE PERIOD COVERED BY THIS REPORT IN RESPECT TO EACH AND EVERY MATTER AND THING SET FORTH, TO THE BEST OF MY KNOWLEDGE, INFORMATION AND BELIEF.

Sworn Statement: IN ACCORDANCE WITH THE REQUIREMENTS OF TITLE 40, ARTICLE 8, SECTION 40-401, ARIZONA REVISED STATUTES, IT IS HEREIN REPORTED THAT THE GROSS OPERATING REVENUE OF SAID UTILITY DERIVED FROM ARIZONA INTRASTATE UTILITY OPERATIONS DURING THE CALENDAR YEAR WAS:


Arizona Intrastate Gross Operating Revenues Only (\$)
\$389,288
(The amount in the box above includes
\$44,350 in sales taxes
billed or collected)

RECEIVED
UTILITIES DIVISION
2021 APR 12 A 10:40
ARIZONA CORPORATION
COMMISSION

Rae Levie
signature of owner/official
928-717-2616
telephone no.

SUBSCRIBED AND SWORN TO BEFORE ME A NOTARY PUBLIC
IN AND FOR THE COUNTY Yavapai
THIS 9th DAY OF April 2021
(month) and (year)

MY COMMISSION EXPIRES 5-14-2023
(date)



Karen F Woods
(signature of notary public)

Verification and Sworn Statement (Residential Revenue)

Verification:

State of Arizona I, the undersigned of the
(state name)

County of (county name): Yavapai
Name (owner or official) title: Paul D. Levie
Company name: Chino meadows II Water Company

DO SAY THAT THIS ANNUAL UTILITY PROPERTY TAX AND SALES TAX REPORT TO THE ARIZONA CORPORATION COMMISSION.

FOR THE YEAR ENDING: 12/31/20

HAS BEEN PREPARED UNDER MY DIRECTION, FROM THE ORIGINAL BOOKS, PAPERS AND RECORDS OF SAID UTILITY; THAT I HAVE CAREFULLY EXAMINED THE SAME, AND DECLARE THE SAME TO BE A COMPLETE AND CORRECT STATEMENT OF BUSINESS AND AFFAIRS OF SAID UTILITY FOR THE PERIOD COVERED BY THIS REPORT IN RESPECT TO EACH AND EVERY MATTER AND THING SET FORTH, TO THE BEST OF MY KNOWLEDGE, INFORMATION AND BELIEF.

Sworn Statement: IN ACCORDANCE WITH THE REQUIREMENTS OF TITLE 40, ARTICLE 8, SECTION 40-401, ARIZONA REVISED STATUTES, IT IS HEREIN REPORTED THAT THE GROSS OPERATING REVENUE OF SAID UTILITY DERIVED FROM ARIZONA INTRASTATE UTILITY OPERATIONS RECEIVED FROM RESIDENTIAL CUSTOMERS DURING THE CALENDAR YEAR WAS:

Arizona Intrastate Gross Operating Revenues Only (\$)

\$389,288
(The amount in the box above includes
\$44,350 in sales taxes
billed or collected)

RECEIVED
UTILITIES DIVISION
2021 APR 12 A 10:40
ARIZONA CORPORATION
COMMISSION


Rae Levie
signature of owner/official

928-717-2616
telephone no.

SUBSCRIBED AND SWORN TO BEFORE ME A NOTARY PUBLIC
IN AND FOR THE COUNTY Yavapai
(county name)

THIS 9th DAY OF April 2021
(month) and (year)

MY COMMISSION EXPIRES 5-14-2023
(date)



Karen F Woods
(signature of notary public)

Chino meadows II Water Company
Annual Report
for Income Tax Statement of Certification
12/31/20

for Income Tax Statement of Certification

Verification:

State of Arizona I, the undersigned of the
(state name)

County of (county name): Yavapai
Name (owner or official) title: Paul D. Levie
Company name: Chino meadows II Water Company

FOR THE YEAR ENDING: 12/31/20

Sworn Statement:

IN ACCORDANCE WITH THE REQUIREMENTS OF DECISION NO. 77084, BECAUSE THE UTILITY REQUIRES THE GROSS UP OF ADVANCES AND CONTRIBUTIONS, I HEREBY STATE THAT THE UTILITY A NET INCREASE IN CURRENT INCOME TAX EXPENSE OR A DECREASE IN DEFERRED TAX ASSET FOR A CARRY FORWARD ACCORDING TO GAAP IN AN AMOUNT EQUAL TO OR GREATER THAN THE AMOUNT OF THE REQUIRED GROSS UP PAID BY DEVELOPERS IN THE PERIOD COVERED BY THIS ANNUAL REPORT.

RECEIVED
UTILITIES DIVISION
2021 APR 12 A 10:40
ARIZONA CORPORATION
COMMISSION

Rae Levie

signature of owner/official

928-717-2616


telephone no.

SUBSCRIBED AND SWORN TO BEFORE ME A NOTARY PUBLIC
IN AND FOR THE COUNTY

Yavapai
(county name)

THIS 9th DAY OF April 2021
(month) and (year)

MY COMMISSION EXPIRES 5-14-2023
(date)



Karen F Woods
(signature of notary public)