

**ANNUAL REPORT**

Of

Company Name: **Circle City Water Company, LLC**  
PO Box 82218

Mailing Address: **Bakersfield CA**  
93380

Docket No.: **W-03510A**  
For the Year Ended: **12/31/21**

**RECEIVED  
BY EMAIL**

05/12/2022, 11:10 AM  
**ARIZONA CORPORATION COMMISSION  
UTILITIES DIVISION**

**WATER UTILITY**

To

Arizona Corporation Commission

**Due on April 15th**

Email: Util-Compliance@azcc.gov, mail or deliver the completed Annual Report to:  
Arizona Corporation Commission  
Compliance Section - Utilities Division  
1200 West Washington Street  
Phoenix, Arizona 85007

Application Type: **Original Filing**  
Application Date: **5/10/2022**

ARIZONA CORPORATION COMMISSION  
WATER UTILITY ANNUAL REPORT  
Circle City Water Company, LLC  
A Class  Utility

For the Calendar Year Ended:

Primary Address:   
City:  State:  Zip Code:

Telephone Number:

Date of Original Organization of Utility:

Person to whom correspondence should be addressed concerning this report:

Name:   
Telephone No. :   
Address:   
City:  State:  Zip Code:   
Email:

Name:   
Telephone No. :   
Address:   
City:  State:  Zip Code:   
Email:

Name:   
Telephone No. :   
Address:   
City:  State:  Zip Code:   
Email:

Name:   
Telephone No. :   
Address:   
City:  State:  Zip Code:   
Email:

Name:   
Telephone No. :   
Address:   
City:  State:  Zip Code:   
Email:

Ownership:

Counties Served:

<b>Important changes during the year</b>	
--	--

No	For those companies not subject to the affiliated interest rules, has there been a change in ownership or direct control during the year?
	If yes, please provide specific details in the box below.
	N/A

No	Has the company been notified by any other regulatory authorities during the year, that they are out of compliance?
	If yes, please provide specific details in the box below.
	N/A

Utility Plant in Service (Water)							
Account No.	Description	Beginning Year Original Cost	Current Year Additions	Current Year Retirements	Adjusted Original Cost	Accumulated Depreciation	OCLD (OC less AD)
301	Organization	\$0	\$0	\$0	\$0	\$0	\$0
302	Franchises	0	0	0	0	0	0
303	Land and Land Rights	7,928	0	0	7,928	0	7,928
304	Structures and Improvements	293,859	26,651	0	320,510	192,185	128,325
305	Collecting & Improving Reservoirs	0	0	0	0	0	0
306	Lake, River, Canal Intakes	0	0	0	0	0	0
307	Wells and Springs	0	0	0	0	0	0
308	Infiltration Galleries	0	0	0	0	0	0
309	Supply Mains	0	0	0	0	0	0
310	Power Generation Equipment	0	0	0	0	0	0
311	Pumping Equipment	55,939	0	0	55,939	26,538	29,401
320	Water Treatment Equipment	0	0	0	0	0	0
320.1	Water Treatment Plants	0	0	0	0	0	0
320.2	Solution Chemical Feeders	0	0	0	0	0	0
320.3	Point-of-Use Treatment Devices	0	0	0	0	0	0
330	Distribution Reservoirs and Standpipes	0	0	0	0	0	0
330.1	Storage Tanks	0	0	0	0	0	0
330.2	Pressure Tanks	0	0	0	0	0	0
331	Transmission and Distribution Mains	706	0	0	706	706	0
333	Services	0	0	0	0	0	0
334	Meters and Meter Installations	257,220	13,869	0	271,089	215,450	55,639
335	Hydrants	0	0	0	0	0	0
336	Backflow Prevention Devices	0	0	0	0	0	0
339	Other Plant and Misc. Equipment	0	0	0	0	0	0
340	Office Furniture and Equipment	0	0	0	0	0	0
340.1	Computer & Software	0	0	0	0	0	0
341	Transportation Equipment	0	0	0	0	0	0
342	Stores Equipment	0	0	0	0	0	0
343	Tools, Shop and Garage Equipment	0	0	0	0	0	0
344	Laboratory Equipment	0	0	0	0	0	0
345	Power Operated Equipment	0	0	0	0	0	0
346	Communication Equipment	0	0	0	0	0	0
347	Miscellaneous Equipment	0	0	0	0	0	0
348	Other Tangible Plant	0	0	0	0	0	0
	<b>Totals</b>	<b>\$615,652</b>	<b>\$40,520</b>	<b>\$0</b>	<b>\$656,172</b>	<b>\$434,879</b>	<b>\$221,293</b>

Circle City Water Company, LLC  
Annual Report  
Depreciation Expense for the Current Year (Water)  
12/31/21

Depreciation Expense for the Current Year (Water)									
Account No.	Description	Beginning Year Original Cost	Current Year Additions	Current Year Retirements	Adjusted Original Cost	Fully Depreciated/Non-depreciable Plant	Depreciable Plant	Depreciation Percentages	Depreciation Expense
301	Organization	\$0	\$0	\$0	\$0	\$0	\$0	0.00%	\$0
302	Franchises	0	0	0	0	0	0	0.00%	0
303	Land and Land Rights	7,928	0	0	7,928	0	7,928	0.00%	0
304	Structures and Improvements	293,859	26,651	0	320,510	6,359	314,151	3.80%	11,425
305	Collecting & Improving Reservoirs	0	0	0	0	0	0	0.00%	0
306	Lake, River, Canal Intakes	0	0	0	0	0	0	0.00%	0
307	Wells and Springs	0	0	0	0	0	0	0.00%	0
308	Infiltration Galleries	0	0	0	0	0	0	0.00%	0
309	Supply Mains	0	0	0	0	0	0	0.00%	0
310	Power Generation Equipment	0	0	0	0	0	0	0.00%	0
311	Pumping Equipment	55,939	0	0	55,939	0	55,939	4.00%	2,238
320	Water Treatment Equipment	0	0	0	0	0	0	0.00%	0
320.1	Water Treatment Plants	0	0	0	0	0	0	0.00%	0
320.2	Solution Chemical Feeders	0	0	0	0	0	0	0.00%	0
320.3	Point-of-Use Treatment Devices	0	0	0	0	0	0	0.00%	0
330	Distribution Reservoirs and Standpipes	0	0	0	0	0	0	0.00%	0
330.1	Storage Tanks	0	0	0	0	0	0	0.00%	0
330.2	Pressure Tanks	0	0	0	0	0	0	0.00%	0
331	Transmission and Distribution Mains	706	0	0	706	706	0	0.00%	0
333	Services	0	0	0	0	0	0	0.00%	0
334	Meters and Meter Installations	257,220	13,869	0	271,089	594	270,495	4.02%	10,587
335	Hydrants	0	0	0	0	0	0	0.00%	0
336	Backflow Prevention Devices	0	0	0	0	0	0	0.00%	0
339	Other Plant and Misc. Equipment	0	0	0	0	0	0	0.00%	0
340	Office Furniture and Equipment	0	0	0	0	0	0	0.00%	0
340.1	Computer & Software	0	0	0	0	0	0	0.00%	0
341	Transportation Equipment	0	0	0	0	0	0	0.00%	0
342	Stores Equipment	0	0	0	0	0	0	0.00%	0
343	Tools, Shop and Garage Equipment	0	0	0	0	0	0	0.00%	0
344	Laboratory Equipment	0	0	0	0	0	0	0.00%	0
345	Power Operated Equipment	0	0	0	0	0	0	0.00%	0
346	Communication Equipment	0	0	0	0	0	0	0.00%	0
347	Miscellaneous Equipment	0	0	0	0	0	0	0.00%	0
348	Other Tangible Plant	0	0	0	0	0	0	0.00%	0
	<b>Subtotal</b>	\$615,652	\$40,520	\$0	\$656,172	\$7,659	\$648,513		\$24,250

Contribution(s) in Aid of Construction (Gross)	\$286,611
Less: Non Amortizable Contribution(s)	0
Fully Amortized Contribution(s)	6,004
Amortizable Contribution(s)	<b>\$280,607</b>
Times: Proposed Amortization Rate	5.00%
<b>Amortization of CIAC</b>	\$14,030

Less: Amortization of CIAC \$14,030

**DEPRECIATION EXPENSE** **\$10,220**

Circle City Water Company, LLC  
 Annual Report  
 Balance Sheet Assets  
 12/31/21

<b>Balance Sheet Assets</b>				
	<b>Assets</b>		Balance at Beginning of Year (2021)	Balance at End of Year (2021)
<b>Account No.</b>	<b>Current and Accrued Assets</b>			
131	Cash		\$1,807	(\$825,480)
134	Working Funds		0	0
135	Temporary Cash Investments		0	0
141	Customer Accounts Receivable		7,279	3,428
146	Notes Receivable from Associated Companies		0	0
151	Plant Material and Supplies		0	0
162	Prepayments		107,110	101,226
174	Miscellaneous Current and Accrued Assets		0	0
	<b>Total Current and Accrued Assets</b>		<b>\$116,196</b>	<b>(\$720,826)</b>
<b>Account No.</b>	<b>Fixed Assets</b>			
101	Utility Plant in Service*		\$615,652	\$656,172
103	Property Held for Future Use		0	0
105	Construction Work in Progress		0	0
108	Accumulated Depreciation (enter as negative)*		(410,628)	(434,879)
121	Non-Utility Property		0	0
122	Accumulated Depreciation - Non Utility		0	0
	<b>Total Fixed Assets</b>		<b>\$205,024</b>	<b>\$221,293</b>
	<b>Total Assets</b>		<b>\$321,220</b>	<b>(\$499,533)</b>

\*Note these items feed automatically from AR3 UPIS Page 4

Circle City Water Company, LLC  
Annual Report  
Balance Sheet Liabilities and Owners Equity

<b>Balance Sheet Liabilities and Owners Equity</b>				
	<b>Liabilities</b>		Balance at Beginning of Year (2021)	Balance at End of Year (2021)
<b>Account No.</b>	<b>Current Liabilities</b>			
231	Accounts Payable		\$48,166	\$119,699
232	Notes Payable (Current Portion)		0	0
234	Notes Payable to Associated Companies		0	0
235	Customer Deposits		5,477	14,370
236	Accrued Taxes		587	172
237	Accrued Interest		0	0
242	Miscellaneous Current and Accrued Liabilities		2,729	929
	<b>Total Current Liabilities</b>		<b>\$56,959</b>	<b>\$135,170</b>
	<b>Long Term Debt</b>			
224	Long Term Debt (Notes and Bonds)		\$0	\$0
	<b>Deferred Credits</b>			
251	Unamortized Premium on Debt		\$0	\$0
252	Advances in Aid of Construction		20,545	101,695
255	Accumulated Deferred Investment Tax Credits		0	0
271	Contributions in Aid of Construction		286,610	286,611
272	Less: Amortization of Contributions		(131,967)	(145,998)
281	Accumulated Deferred Income Tax		0	0
	<b>Total Deferred Credits</b>		<b>\$175,188</b>	<b>\$242,308</b>
	<b>Total Liabilites</b>		<b>\$232,147</b>	<b>\$377,478</b>
	<b>Capital Accounts</b>			
201	Common Stock Issued		\$0	\$0
211	Other Paid-In Capital		0	0
215	Retained Earnings		(496,405)	(966,086)
218	Proprietary Capital (Sole Props and Partnerships)		585,478	89,075
	<b>Total Capital</b>		<b>\$89,073</b>	<b>(\$877,011)</b>
	<b>Total Liabilities and Capital</b>		<b>\$321,220</b>	<b>(\$499,533)</b>

**Note: Total liabilities and Capital must match total assets for the beginning and end of the year!**

Circle City Water Company, LLC  
Annual Report  
Water Comparative Income Statement  
12/31/21

<b>Water Comparative Income Statement</b>			
Account No.	Calendar Year	Current Year 01/01/2021 - 12/31/2021	Last Year 01/01/2020 - 12/31/2020
	<b>Operating Revenue</b>		
461	Metered Water Revenue	\$63,175	\$40,543
460	Unmetered Water Revenue	0	0
462	Fire Protection Revenue	0	0
469	Guaranteed Revenues (Surcharges)	0	0
471	Miscellaneous Service Revenues	3,505	713
474	Other Water Revenue	(4,869)	(5)
	<b>Total Revenues</b>	<b>\$61,811</b>	<b>\$41,251</b>
	<b>Operating Expenses</b>		
601	Salaries and Wages	\$58,500	\$60,543
604	Employee Pensions and Benefits	0	0
610	Purchased Water	233,185	169,076
615	Purchased Power	16,195	10,144
618	Chemicals	1,088	0
620	Materials and Supplies	0	0
620.1	Repairs and Maintenance	133,432	25,780
620.2	Office Supplies and Expense	2,243	2,267
630	Contractual Services	222,531	59,347
631	Contractual Services - Engineering	0	888
632	Contractual Services - Accounting	1,130	485
633	Contractual Services - Legal	307,096	175,735
634	Contractual Services - Management Fees	0	0
635	Contractual Services - Water Testing	490	2,247
636	Contractual Services - Other	1,005	2,576
640	Rents	0	0
641	Rental of Building/Real Property	0	0
642	Rental of Equipment	0	0
650	Transportation Expenses	0	0
657	Insurance - General Liability	1,103	1,132
657.1	Insurance - Health and Life	99	22
665	Regulatory Commission Expense - Rate	0	0
670	Bad Debt Expense	242	262
675	Miscellaneous Expense	34,569	14,993
403	Depreciation Expense (From Schedule AR4)	10,220	0
408	Taxes Other Than Income	4,741	4,670
408.11	Property Taxes	1,810	(602)
409	Income Taxes	0	0
427.1	Customer Security Deposit Interest	0	0
	<b>Total Operating Expenses</b>	<b>\$1,029,679</b>	<b>\$529,565</b>
	<b>Operating Income / (Loss)</b>	<b>(\$967,868)</b>	<b>(\$488,314)</b>
	<b>Other Income / (Expense)</b>		
419	Interest and Dividend Income	\$1,942	\$695
421	Non-Utility Income	0	0
426	Miscellaneous Non-Utility (Expense)	0	0
427	Interest (Expense)	(162)	0
	<b>Total Other Income / (Expense)</b>	<b>\$1,780</b>	<b>\$695</b>
	<b>Net Income / (Loss)</b>	<b>(\$966,088)</b>	<b>(\$487,619)</b>



**Full time equivalent employees**

	Direct Company	Allocated	Outside service	Total
President	0.0	0.0	0.0	0.0
Vice-president	0.0	0.0	0.0	0.0
Manager	0.5	0.0	0.0	0.5
Engineering Staff	0.0	0.0	0.0	0.0
System Operator(s)	0.0	1.1	0.0	1.1
Meter reader	0.0	0.0	0.0	0.0
Customer Service	0.0	0.4	0.0	0.4
Accounting	0.0	0.2	0.0	0.2
Business Office	0.0	0.2	0.0	0.2
Rates Department	0.0	0.0	0.0	0.0
Administrative Staff	0.0	0.1	0.0	0.1
Other	0.0	0.0	0.0	0.0
<b>Total</b>	0.5	2.0	0.0	2.5

<b>Supplemental Financial Data (Long-Term Debt)</b>				
	Loan #1	Loan #2	Loan #3	Loan #4
Date Issued	N/A	N/A	N/A	N/A
Source of Loan	N/A	N/A	N/A	N/A
ACC Decision No.	N/A	N/A	N/A	N/A
Reason for Loan	N/A	N/A	N/A	N/A
Dollar Amt. Issued	N/A	N/A	N/A	N/A
Amount Outstanding	N/A	N/A	N/A	N/A
Date of Maturity	N/A	N/A	N/A	N/A
Interest Rate	N/A	N/A	N/A	N/A
Current Year Interest	N/A	N/A	N/A	N/A
Current Year Principal	N/A	N/A	N/A	N/A

Meter Deposit Balance at Test Year End:	\$14,370
---	----------

Meter Deposits Refunded During the Test Year:	\$0
---	-----

**List all bonds, notes, loans, and other types of indebtedness in which the proceeds were used in the provision of public utility service. Indebtedness incurred for personal uses by the owner of the utility should not be listed. Input 0 or none if there is nothing to report for that cell.**

Well and Water Usage											
Name of the System:		CIRCLE CITY WATER CO.									
ADEQ Public Water System Number:		AZ0407112									
ADWR PCC Number:		91-000232.0000									
Well registry 55# (55-XXXXXX):	Pump Horsepower	Pump Yield (gpm)	Casing Depth (feet)	Casing Diameter (inches)	Pump Motor Type **	Year Drilled	Water level 2011	Water level 2021	Meter Size (inches)	How measured:	Active
55-625088	5	75	787	8	submersible	1960			3	Metered	Yes

Name of system water delivered to: \_\_\_\_\_  
 ADWR PCC Number: \_\_\_\_\_  
 Source of water delivered to another system \_\_\_\_\_

Name of system water received from: \_\_\_\_\_  
 ADWR PCC Number: \_\_\_\_\_  
 Source of water received \_\_\_\_\_  
 Well registry 55# (55-XXXXXX): \_\_\_\_\_

Month	Water withdrawn (gallons) <sup>1</sup>	Water sold (gallons) <sup>2</sup>	Water delivered (sold) to other systems (gallons) <sup>3</sup>	Water received (purchased) from other systems (gallons) <sup>4</sup>	Estimated authorized use (gallons) <sup>5</sup>	Purchased Power Expense <sup>6</sup>	Purchased Power (kWh) <sup>7</sup>
January	1,328,812.50	1,298,520.00	0.00	0.00	0.00		
February	1,363,000.00	1,425,240.00	0.00	0.00	0.00		
March	1,518,700.00	1,518,700.00	0.00	0.00	0.00		
April	2,063,300.00	1,995,124.00	0.00	0.00	0.00		
May	1,775,100.00	1,665,240.00	0.00	0.00	20,000.00		
June	2,038,100.00	2,119,250.00	0.00	0.00	0.00		
July	2,571,000.00	2,207,184.00	0.00	0.00	0.00		
August	2,350,800.00	1,606,206.00	0.00	0.00	20,000.00		
September	1,909,200.00	1,901,963.00	0.00	0.00	0.00		
October	1,852,050.00	1,803,491.00	0.00	0.00	0.00		
November	2,425,388.00	2,344,146.00	0.00	287,500.00	0.00		
December	1,294,625.00	1,141,400.00	0.00	0.00	0.00		
<b>Totals</b>	<b>22,490,075.50</b>	<b>21,026,464.00</b>	<b>0.00</b>	<b>287,500.00</b>	<b>40,000.00</b>	<b>\$0</b>	<b>0</b>

If applicable, in the space below please provide a description for all un-metered water use along with amounts:  
 \_\_\_\_\_  
 \_\_\_\_\_  
 \_\_\_\_\_

1 Water withdrawn - Total gallons of water withdrawn from pumped sources.  
 2 Water sold - Total gallons from customer meters, and other sales such as construction water.  
 3 Water delivered (sold) to other systems - Total gallons of water delivered to other systems.  
 4 Water received (purchased) from other systems - Total gallons of water purchased/received from other systems.  
 5 Estimated authorized use - Total estimated gallons from authorized metered or un-metered use. Authorized uses such as flushing (mains, services and hydrants) draining/cleaning tanks, process, construction, fire fighting, etc. Non-authorized use (real losses) are service line breaks and leaks, water main breaks, meter inaccuracies and theft.  
 6 Enter the total purchased power costs for the power meters associated with this system.  
 7 Enter the total purchased kWh used by the power meters associated with this system.

Water Utility Plant Description			
Name of the System:	CIRCLE CITY WATER CO.		
ADEQ Public Water System Number:	AZ0407112		
ADWR PCC Number:	91-000232.0000		

MAINS		
Sizes (inches)	Material	Length (feet)
2.00	ACP	140
2.00	PVC	1,330
4.00	ACP	200
4.00	PVC	4,230
6.00	ACP	12,085
8.00	ACP	1,000

CUSTOMER METERS			
Size (inches)	Quantity	Percent over 1,000,000 gallons	Percent over 10 years old
5/8 X 3/4	267		
0.75	1		
1.5	1		
2	1		

SERVICE LINES			
Material	Percent of system	Year installed	
Black Poly	100%	Varies	

BOOSTER PUMPS			
Horsepower	GPM	Quantity	
10	100	2	

FIRE HYDRANTS	
Type	Quantity
Standard *	1
Other	

STORAGE TANKS			
Capacity (gallons)	Material	Quantity	Year installed
50,000	Steel	1	
25,000	Steel	3	2009

PRESSURE/BLADDER TANKS			
Capacity (gallons)	Material	Quantity	Year installed
5,000	Steel	1	

\* A standard fire hydrant has two 2.5 inch hose connection nozzles with 7.5 threads per inch, and one 4.5 inch pumper connection nozzle with 4 threads per inch.

<b>Water Utility Plant Description (Continued)</b>
--

For the following three items, list the utility owned assets in each category for each system.

<b>TREATMENT EQUIPMENT:</b>	1 - Regal Model 13-208 Chlorinator
-----------------------------	------------------------------------

<b>STRUCTURES:</b>	1 - Panel with tin roof, welded steel construction with 6" concrete legs. Chain link fence.
--------------------	---

<b>OTHER:</b>	1 - T100G Level Con remote tank monitoring device.
---------------	--

Provide a calculation used to determine the value of one water equivalent residential connection (ERC).

Use one of the following methods:

- (a) If actual flow data are available from the preceding 12 months, divide the total annual single family residence (SFR) gallons sold by the average number of single family residence customers for the same period and divide the result by
- (b) If no historical flow data are available, use:  
 $ERC = ( \text{Total SFR gallons sold (Omit 000)} / 365 \text{ days} / 350 \text{ gallons per day} )$

ERC

Method used:

Customer and Other Information	
Name of the System:	CIRCLE CITY WATER CO.
ADEQ Public Water System Number:	AZ0407112
ADWR PCC Number:	91-000232.0000

Month	Number of Customers				
	Single-Family	Multi-Family	Commercial	Turf/Irrigation	Other Non-Residential
January	193	0	4	0	0
February	193	0	4	0	0
March	193	0	4	0	0
April	217	0	4	0	0
May	221	0	4	0	0
June	224	0	4	0	0
July	227	0	4	0	0
August	228	0	4	0	0
September	228	0	4	0	0
October	257	0	4	0	0
November	264	0	4	0	0
December	267	0	4	0	0

If the system has fire hydrants, what is the fire flow requirements?  GPM for  hrs.

Does the system have chlorination treatment?

Does the Company have an ADWR Gallons Per Capita Per Day (GPCPD) requirement?   
 If yes, provide the GPCPD amount:

Is the Water Utility located in an ADWR Active Management Area (AMA)?   
 If yes, which AMA?

What is the present system connection capacity (in ERCs \*) using existing lines?

What is the future system connection capacity (in ERCs \*) upon service area buildout?

Describe any plans and estimated completion dates for any enlargements or improvements of this system.

\* an ERC is based on the calculation on the bottom of AR9 page 12.

Circle City Water Company, LLC  
 Annual Report  
 Utility Shutoffs / Disconnects  
 12/31/21

Utility Shutoffs / Disconnects	
Name of the System:	CIRCLE CITY WATER CO.
ADEQ Public Water System Number:	AZ0407112
ADWR PCC Number:	91-000232.0000

Month	Termination without Notice R14-2-410.B	Termination with Notice R14-2-410.C	Other
January	0	0	0
February	0	0	0
March	0	0	0
April	0	0	0
May	0	0	0
June	0	0	0
July	0	0	0
August	0	0	0
September	0	0	0
October	0	0	0
November	0	0	0
December	0	0	0
<b>Total</b>	<b>0</b>	<b>0</b>	<b>0</b>

**Other (description):**

**Instructions:** Fill out the Grey Cells with the relevent information. Input 0 or none if there is nothing recorded in that account or there is no applicable information to report.

Property Taxes	
----------------	--

Amount of actual property taxes paid during Calendar Year 2021 was	\$1,810
--	---------

If no property taxes paid, explain why.
---

N/A
-----

<b>Instructions:</b> Fill out the Grey Cells with the relevant information. Input 0 or none if there is nothing recorded in that account or there is no applicable information to report.
---



Circle City Water Company, LLC  
Annual Report  
Verification and Sworn Statement (Taxes)  
12/31/21

**Verification and Sworn Statement (Taxes)**

Verification: State of Arizona, the undersigned of the  
(state name)

County of (county name): Maricopa  
Name (owner or official) title: Thomas J. Jamieson  
Company name: Circle City Water Company, LLC

DO SAY THAT THIS ANNUAL UTILITY PROPERTY TAX AND SALES TAX REPORT TO THE ARIZONA CORPORATION COMMISSION.

FOR THE YEAR ENDING: 12/31/21

HAS BEEN PREPARED UNDER MY DIRECTION, FROM THE ORIGINAL BOOKS, PAPERS AND RECORDS OF SAID UTILITY; THAT I HAVE CAREFULLY EXAMINED THE SAME, AND DECLARE THE SAME TO BE A COMPLETE AND CORRECT STATEMENT OF BUSINESS AND AFFAIRS OF SAID UTILITY FOR THE PERIOD COVERED BY THIS REPORT IN RESPECT TO EACH AND EVERY MATTER AND THING SET FORTH, TO THE BEST OF MY KNOWLEDGE, INFORMATION AND BELIEF.

Sworn Statement: I HEREBY ATTEST THAT ALL PROPERTY TAXES FOR SAID COMPANY ARE CURRENT AND PAID IN FULL.

I HEREBY ATTEST THAT ALL SALES TAXES FOR SAID COMPANY ARE CURRENT AND PAID IN FULL.

[Signature]  
signature of owner/official

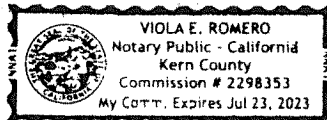
661-393-7000  
telephone no.

SUBSCRIBED AND SWORN TO BEFORE ME A NOTARY PUBLIC  
IN AND FOR THE COUNTY

THIS 4th DAY OF Kern  
(county name)  
May 2022  
(month) and (year)

MY COMMISSION EXPIRES

July 23, 2023  
(date)



[Signature]  
(signature of notary public)

**Verification and Sworn Statement**

**Verification:**

State of Arizona, the undersigned of the  
(state name)  
County of (county name): Maricopa  
Name (owner or official) title: Thomas J. Jamieson  
Company name: Circle City Water Company, LLC

**DO SAY THAT THIS ANNUAL UTILITY PROPERTY TAX AND SALES TAX REPORT TO THE ARIZONA CORPORATION COMMISSION.**

FOR THE YEAR ENDING: 12/31/21

**HAS BEEN PREPARED UNDER MY DIRECTION, FROM THE ORIGINAL BOOKS, PAPERS AND RECORDS OF SAID UTILITY; THAT I HAVE CAREFULLY EXAMINED THE SAME, AND DECLARE THE SAME TO BE A COMPLETE AND CORRECT STATEMENT OF BUSINESS AND AFFAIRS OF SAID UTILITY FOR THE PERIOD COVERED BY THIS REPORT IN RESPECT TO EACH AND EVERY MATTER AND THING SET FORTH, TO THE BEST OF MY KNOWLEDGE, INFORMATION AND BELIEF.**


**Sworn Statement:** IN ACCORDANCE WITH THE REQUIREMENTS OF TITLE 40, ARTICLE 8, SECTION 40-401, ARIZONA REVISED STATUTES, IT IS HEREIN REPORTED THAT THE GROSS OPERATING REVENUE OF SAID UTILITY DERIVED FROM ARIZONA INTRASTATE UTILITY OPERATIONS DURING THE CALENDAR YEAR WAS:

Arizona Intrastate Gross Operating Revenues Only (\$)  
\$70,601  
(The amount in the box above includes  
\$8,790 in sales taxes  
billed or collected)

[Signature]  
signature of owner/official  
661-393-7000  
telephone no.

SUBSCRIBED AND SWORN TO BEFORE ME A NOTARY PUBLIC  
IN AND FOR THE COUNTY Kern  
(county name)  
THIS 24th DAY OF May 2022  
(month) and (year)

MY COMMISSION EXPIRES July 23, 2023  
(date)  
[Signature]  
(signature of notary public)



**Verification and Sworn Statement (Residential Revenue)**

**Verification:**

State of Arizona I, the undersigned of the  
(state name)

County of (county name): Maricopa  
Name (owner or official) title: Thomas J. Jamieson  
Company name: Circle City Water Company, LLC

**DO SAY THAT THIS ANNUAL UTILITY PROPERTY TAX AND SALES TAX REPORT TO THE ARIZONA CORPORATION COMMISSION.**

FOR THE YEAR ENDING: 12/31/21

**HAS BEEN PREPARED UNDER MY DIRECTION, FROM THE ORIGINAL BOOKS, PAPERS AND RECORDS OF SAID UTILITY; THAT I HAVE CAREFULLY EXAMINED THE SAME, AND DECLARE THE SAME TO BE A COMPLETE AND CORRECT STATEMENT OF BUSINESS AND AFFAIRS OF SAID UTILITY FOR THE PERIOD COVERED BY THIS REPORT IN RESPECT TO EACH AND EVERY MATTER AND THING SET FORTH, TO THE BEST OF MY KNOWLEDGE, INFORMATION AND BELIEF.**

**Sworn Statement:** **IN ACCORDANCE WITH THE REQUIREMENTS OF TITLE 40, ARTICLE 8, SECTION 40-401, ARIZONA REVISED STATUTES, IT IS HEREIN REPORTED THAT THE GROSS OPERATING REVENUE OF SAID UTILITY DERIVED FROM ARIZONA INTRASTATE UTILITY OPERATIONS RECEIVED FROM RESIDENTIAL CUSTOMERS DURING THE CALENDAR YEAR WAS:**

Arizona Intrastate Gross Operating Revenues Only (\$)

\$70,601  
(The amount in the box above includes  
\$8,789 in sales taxes  
billed or collected)

*Thomas J. Jamieson*  
signature of owner/official

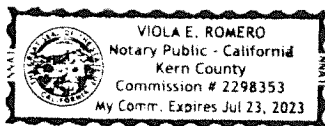
661-393-7000  
telephone no.

SUBSCRIBED AND SWORN TO BEFORE ME A NOTARY PUBLIC  
IN AND FOR THE COUNTY Kern

(county name)

THIS 4th DAY OF May 2022  
(month) and (year)

MY COMMISSION EXPIRES July 23, 2023  
(date)



*Viola E. Romero*  
(signature of notary public)